




LIONEL CHRISTMAS 2009



THE POLAR EXPRESS™

Standard O-Scale heavyweight passenger cars

NEW



NEW



Christmas 2009 | O-GAUGE



#1225 PERE MARQUETTE

In 2004, #1225 became known worldwide as the Berkshire locomotive featured in the instant-classic Christmas film, *The Polar Express*. More than inspiration, blueprints of the ex-Pere Marquette steam engine and tender were used as prototypes for the animated locomotive's design elements, and actual sounds of the #1225 were utilized in the film. Additionally, to the delight of the public, the actual #1225 operated on excursions in 2004 with the Pere Marquette tender repainted "Polar Express".

Lionel proudly offers a reissue of the scale-sized and accurately detailed Pere Marquette Berkshire #1225 equipped with the best features including the LEGACY Control System and Odyssey II Speed Control. The Pere Marquette locomotive is perfect for pulling the new scale Polar Express passenger cars. Add the tender of your choice (see below) to this locomotive to complete your package.

- **LEGACY Control System** equipped—able to run in LEGACY Control mode, in TrainMaster Command Control mode, or in Conventional mode with a standard transformer
- **Odyssey II Speed Control** with ON-OFF switch
- Prototypical four chuffs per revolution
- Simulate the load running light or battling against a heavy load by manually adjusting the DynaChuff intensity with CAB-2 commands
- High-torque Pittman® motor with momentum flywheel
- Wireless Tether connection between locomotive and separate-sale tender

- Operating headlight and classification lights
- Illuminated number boards
- Die-cast metal locomotive body, frame, and trucks
- Scale front coupler with interchangeable O gauge coupler for double heading
- Two traction tires
- Synchronized fan-driven smoke unit with adjustable smoke output
- Separately applied metal details
- Accurate, separately-applied builder's plates
- Authentically detailed cab interior
- Flickering firebox in cab
- Variable ashpan glow
- Glass in cab windows
- Engineer and fireman figures
- Length: 16"
- Minimum Curve: 0-54
- Standard O Scale (not made to run with Traditional-sized Polar Express cars and locomotive)

C. 6-11203 Pere Marquette Berkshire #1225 **\$979.99**

SCALE BERKSHIRE TENDERS

Lionel gives you the choice of two separate-sale tenders to run with #1225. One is decorated accurately in authentic Pere Marquette lettering, and one is decorated in the popular Polar Express scheme. Both tenders are equipped with LEGACY RailSounds featuring recordings of the actual Pere Marquette locomotive. In addition, the Polar Express tender features "All Aboard" conductor announcements taken directly from the film.

- **LEGACY RailSounds** sound system featuring:
 - CrewTalk dialog with TowerCom announcements, each with different scenarios depending on whether the locomotive is in motion or stopped
 - Five official railroad speeds with CrewTalk dialog
 - DynaChuff synchronized chuffing that shifts through 15 levels of intensity as the locomotive gains speed
 - LEGACY "Real-Time Quilling Whistle" control with instant response for realistic signature "quilling" and correctly timed warning signals
 - Single hit or continuous bell sounds
 - Realistic operator-controlled effects, including the water injector
 - Independently adjustable volume controlled effects such as whistle at full volume
- Polar Express tender features conductor announcements taken directly from the movie
- **ElectroCoupler** on rear of tender
- Dual FatBoy speakers for the ultimate in sound reproduction
- Operating back-up light on tender for directional lighting
- Die-cast metal body and trucks
- Separately applied metal details, including tender plates
- Minimum Curve: 0-54 (with scale Berkshire)
- Length: 13"
- D. 6-11204** LEGACY RailSounds Pere Marquette Scale Tender **\$439.99**
- E. 6-11151** LEGACY RailSounds Scale Polar Express Tender **\$469.99**

A. THE POLAR EXPRESS™ SCALE HEAVYWEIGHT PASSENGER CAR 2-PACK

By popular demand, Standard O heavyweight passenger cars in the official Polar Express paint scheme! This scale coach and observation car 2-pack is the perfect passenger set to run behind the Standard O #1225 Berkshire locomotive and LEGACY RailSounds Polar Express Tender. But feel free to run these passenger cars behind any scale steam locomotive to add Polar Express magic to your scale Christmas layout.

Both cars have the same high level of interior and exterior detail found on any Lionel Standard O heavyweight car, and include newly-tooled children figures. In addition, the observation car is updated to include a red light on the rear, a curved end platform, and an illuminated Polar Express drumhead.

- Die-cast metal trucks and operating couplers
- Hidden uncoupling tabs
- Flexible diaphragms between cars
- Opening doors
- Authentic Polar Express decoration and details

- Overhead interior lighting with ON/OFF switch
- Illuminated Polar Express drumhead
- 12 children figures in the interior of the coach car
- One figure in the interior of observation car
- Red light on end of observation car
- Curved end platform deck on observation car
- Length of single car: 19"
- Minimum Curve: 0-54
- Standard O Scale (not made to run with Traditional-sized Polar Express cars and locomotive)

6-25575 \$399.99

™ & © Warner Bros. Entertainment Inc.

B. THE POLAR EXPRESS™ SCALE HEAVYWEIGHT ADD-ON COACH CAR

Add as many extra coach cars as you like to your scale Polar Express consist. This car has the same features as the Polar Express coach in the two-pack above. True to the movie, there are no figures included in this add-on car.

6-25578 \$199.99



Curved end platform deck and light on observation car

B



C
D

NEW

Locomotive and Tender sold separately.



THE POLAR EXPRESS™ O-GAUGE SET

A. THE POLAR EXPRESS™ O-GAUGE TRAIN SET

Now, you can own the Polar Express train featured in both the best-selling book and the hit movie. Painstakingly designed to be true to the original, this exclusive Lionel train set features a die-cast metal Berkshire steam locomotive with a larger pilot, a headlight lens cap, and a unique whistle. Behind the locomotive and tender are two lighted coach cars and an observation car that features a rounded observation platform – just like in the movie! Silhouettes in the windows depict scenes from the movie. Four main characters are included as articulated figures with turning heads, movable arms, bendable waists, and jointed knees. They can be posed and placed on areas of the locomotive, tender, and passenger cars to replicate your favorite scenes from the movie.

Set Includes

2-8-4 Berkshire steam locomotive and tender, two passenger coaches, one passenger observation car with rounded platform, three straight FasTrack track sections, eight curved FasTrack track sections, one FasTrack terminal section, CW-80 Transformer, articulated movie characters, smoke fluid

Locomotive Features

- Transformer controlled forward, neutral and reverse operation
- Air whistle in tender
- Operating headlight
- Operating coupler on rear of tender
- Powerful maintenance-free motor
- Two traction tires
- Puffing smoke
- Die-cast metal locomotive body and frame
- Separately applied metal handrails
- Large pilot and headlight lens shield

Passenger Cars Feature

- Interior lighting
- Decorated drumhead on observation car
- Rounded observation platform
- Silhouettes in windows
- Length: 63 3/8"
- Layout Dimensions: 40" x 60"

6-31960 \$329.99



B-G. POLAR EXPRESS ACCESSORIES

Expand your Polar Express layout with a wide variety of exciting Polar Express accessories.

POLAR EXPRESS ADD-ON FIGURES

- Includes four articulated figures

B. 6-14273 \$29.99

POLAR EXPRESS ORIGINAL FIGURES

- Includes four articulated figures

C. 6-24203 \$29.99

POLAR EXPRESS WOLVES AND RABBITS ANIMAL PACK

- Includes three wolf figures and four rabbit figures

D. 6-24252 \$26.99

POLAR EXPRESS CARIBOU ANIMAL PACK

- Includes six caribou figures

E. 6-24251 \$26.99

POLAR EXPRESS GIRDER BRIDGE

- Metal base
- Length: 10"


F. 6-24286 \$20.99

POLAR EXPRESS DIORAMA


Add a new dimension of excitement to your holiday layout with a colorful two-sided diorama decorated in the Polar Express theme.

- Cardboard construction
- Imagery on both sides of diorama
- Dimensions: 69 3/4" x 17 3/8" x 6 1/4" x 8" (tunnel portal opening)

G. 6-16853 \$17.99



NEW





NEW



THE POLAR EXPRESS™ ADD-ON CARS

Add these special add-on passenger cars to expand your Polar Express O-Gauge Train Set!



A-E. POLAR EXPRESS ADD-ON CARS

Each passenger car on pages 6-7 features

- Interior lighting
- Operating couplers
- Length: 12"

POLAR EXPRESS DISAPPEARING HOBO CAR

Flip the cut-out base tab to make the hobo appear or disappear!

Additional Features

- Hobo and fire figure on roof
- Swiveling base on roof flips to hide the hobo or to make him appear

A. 6-35130 \$74.99

POLAR EXPRESS COACH WITH ANNOUNCEMENT

Add this passenger coach with real conductor announcements from the movie! The conductor figure, holding his illuminated lantern, stands in the doorway welcoming passengers, "All Aboard!"


Additional Features

- Silhouettes in windows
- Conductor figure in the doorway
- LED-lighted conductor's lantern
- Transformer-controlled sound clip from the movie
- On/Off switch


B. 6-36875 \$131.99



C



D



E

POLAR EXPRESS BAGGAGE CAR
C. 6-25135 \$69.99

POLAR EXPRESS DINER
Additional Features
• Silhouettes in windows
D. 6-25134 \$69.99

POLAR EXPRESS HOT CHOCOLATE CAR
Additional Features
• Silhouettes in windows
• Includes Polar Express ticket
E. 6-25186 \$69.99

F. POLAR EXPRESS STEAM TRAINSOUNDS TENDER
Add an expanded assortment of locomotive sounds to your Polar Express set with this steam TrainSounds tender
• TrainSounds sound system with steam chuffing, steam whistle, bell, squealing brakes, and operator-controlled multi-part crew dialog
• Conventional transformer control
• Operating coupler on rear of tender
• Length: 8"
6-36847 \$129.99

THE POLAR EXPRESS™ G-GAUGE

A. THE POLAR EXPRESS™ G-GAUGE TRAIN SET

Here's an addition to the Polar Express product line – an exquisitely crafted G-Gauge train set that can be run on rechargeable battery technology. You can operate this train using a 9.6 volt rechargeable battery (not included) or use six conventional C batteries (which are included) – it's your choice! The set also comes with an easy-to-operate RC remote controller (with two AA batteries included).

But what sets this set apart is the unmatched craftsmanship. The engine and tender have details never before seen in a G-Gauge format. The observation car has an endearing "disappearing hobo" feature. All of this is available at an unbelievably affordable price.

Set Includes

- Locomotive
- Coal tender
- Passenger coach with two opening doors
- Observation car with "disappearing hobo" feature and opening door
- Three Polar Express figures (conductor, boy and hobo)
- Easy-to-assemble G-Gauge track (55" x 72" oval)
- Easy-to-unpack, easy-to-repack storage box
- RC remote controller
- Six C and two AA batteries



Locomotive Features

- Highly detailed G-Gauge steam locomotive
- Authentic train sounds including authentic bell and whistle
- Working headlight

Passenger Cars Feature

- Handsomely detailed passenger coach
- Observation car with "disappearing hobo" feature
- Fixed knuckle couplers

Track

- 55" x 72" oval of G-Gauge track (12 curved and 4 straights)
- Note: Extra track also available (see below).

Remote Control Features

- Designed for easy use
- Comes equipped with two AA batteries
- Clearly marked buttons allow train to go forward and backwards, sound the whistle, ring the bell, and play 'All aboard for the Polar Express'.

7-11022 \$139.99

B. G-GAUGE ADD-ON TRACK PACK - STRAIGHT

Track Pack Includes

- Four straight track pieces
- Length: 8 1/2" each

7-11039 \$11.99

C. G-GAUGE ADD-ON TRACK PACK - CURVED

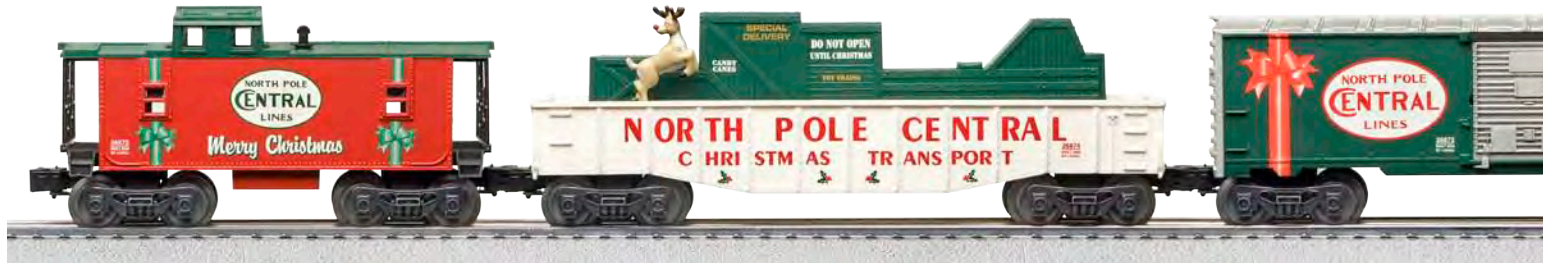
Track Pack Includes

- Six curved track pieces
- Creates a half-circle

7-11040 \$17.99







NORTH POLE CENTRAL CHRISTMAS TRAIN

A. NORTH POLE CENTRAL CHRISTMAS TRAIN

The North Pole Central Christmas Train departs from the snowy "arctic", bringing holiday cheer to all points south. Holiday sounds, colors, lights, and action make this winter train a festive one as it races down the track before Christmas Day arrives.

Set Includes

4-4-2 steam locomotive and tender, Christmas music boxcar, elf and reindeer animated gondola, lighted caboose, three straight FasTrack track sections, eight curved FasTrack track sections, a FasTrack terminal section, PowerMax Transformer, smoke fluid

Locomotive Features

- Transformer controlled forward, neutral, and reverse operation
- Realistic air whistle in tender
- Operating headlight
- Operating coupler on rear of tender
- Powerful maintenance-free motor
- Traction tire
- Puffing smoke
- Die-cast metal locomotive body

Rolling Stock Features

- Operating couplers
- Musical boxcar plays 12 of your favorite Christmas carols (nine-volt battery not included)
- Elf and reindeer figures move around the animated gondola while the train is in motion
- Interior illumination in caboose
- Set length: 46"
- Layout dimensions: 40" x 60"

6-30068 \$249.99

- Transformer controlled forward, neutral, and reverse operation
- Two operating headlamps
- One operating headlight
- Operating coupler on rear of tender
- Electronic steam whistle
- Powerful maintenance-free motor
- Two traction tires
- Puffing smoke
- Cab window "glass"
- Separately applied metal handrails
- Die-cast metal locomotive body
- Metal frame on tender
- Length: 18"

B. 6-38671 \$189.99


B. SANTA FLYER 4-6-0

Santa himself wants to guide the train south to make sure all holiday packages are delivered on time. For the first time ever, the stylish Lionel 4-6-0 steam locomotive is offered for separate sale. In festive decoration that matches your North Pole Central cars, this is an exciting way to add variety to your Christmas freight or passenger layout. The Santa Flyer brightly leads the way with an operating headlight plus two lamp lights on the front.





A



B

C-E. NORTH POLE CENTRAL ADD-ON PASSENGER CARS

Add a "Donner" diner, a "Comet" baggage car, or a brand new "Blitzen" coach to your North Pole Central passenger car series.

Add-on Passenger Cars Feature

- Operating couplers
- Interior illumination
- Silhouettes on windows of diner and coach cars
- Length: 11 3/4" each

NORTH POLE CENTRAL "BLITZEN" COACH

C. 6-35173 \$44.99

NORTH POLE CENTRAL "DONNER" DINER

D. 6-35135 \$44.99

NORTH POLE CENTRAL "COMET" BAGGAGE CAR

E. 6-25197 \$44.99

F. NORTH POLE CENTRAL FREIGHT EXPANSION PACK

Add additional cars to your Christmas line and expand your layout at the same time. Along with the freight cars, you also get an operating handcar, pine trees, extra FasTrack, and a handy maintenance kit.

Pack Includes

- Flatcar with operating holiday handcar
- Refrigerator car
- Searchlight car
- Four straight FasTrack track sections
- Lubrication and maintenance kit
- Three trees

Features

- Operating couplers
- Operating searchlight on searchlight car
- Opening doors on reefer
- Powerful maintenance-free motor and traction tires on handcar
- Expands layout from 40" x 60" to 50" x 70"
- Length of three cars: 32"

6-30040 \$109.99

G. NORTH POLE CENTRAL PASSENGER EXPANSION PACK

An easy way to change your freight set to a passenger set and expand your layout at the same time! Along with the passenger cars you also get pine trees, presents, a station platform, and extra FasTrack.

Pack Includes

- Combination car
- Coach
- Observation car
- Four straight FasTrack track sections
- Station platform
- Three trees
- Five presents

Features

- Operating couplers
- Interior illumination
- Silhouettes in windows
- Expands layout from 40" x 60" to 50" x 70"
- Length of three cars: 36"

6-30039 \$109.99



F



G

A CHRISTMAS STORY™

It wouldn't be the holidays without A Christmas Story, so for 2009, Lionel proudly presents a tribute to this classic movie. Head down the rails with the powerful 0-8-0 steam locomotive puffing smoke as it pulls the colorfully reminiscent freight cars behind. Blast the whistle to let the people know the train is on its way with Ralphie aboard to save the day.

This fabulous set includes a boxcar, gondola with box load, reefer car, and illuminated caboose, all decorated with the familiar sights and favorite scenes of this movie tradition, including the "triple dog dare" and the infamous "major award". Ready to run with everything you need, including a generous loop of FasTrack powered by a magnificent CW-80 Transformer.

Set Includes

0-8-0 steam locomotive and tender, boxcar, gondola with box load, reefer car, caboose, three straight FasTrack sections, eight FasTrack curve sections, one FasTrack terminal section, powerful CW-80 Transformer, and smoke fluid.

Locomotive Features

- Transformer controlled forward, neutral, and reverse operation
- Operating steam whistle with ON/OFF switch
- Operating headlight
- Puffing smoke unit
- Die-cast operating coupler on front of locomotive
- Operating coupler on rear of tender
- Powerful maintenance-free motor
- Traction tires


- Die-cast metal locomotive body and frame
- Upgraded drive rod assembly
- Silver metal rims on drive wheels
- Engineer and fireman figures


Rolling Stock Features

- Operating couplers
- Opening doors on boxcar and reefer
- Box load on gondola
- Die-cast sprung trucks on boxcar, reefer, and gondola
- Die-cast trucks on caboose
- Interior illumination in caboose
- Length: Approx. 58"
- Layout dimensions: 40" x 60"

6-30118 \$359.99

NEW





HOLIDAY ROLLING STOCK



A-D. 2009 HOLIDAY BOXCARS

Collect the latest additions the Lionel tradition – the best in O Gauge, American Flyer, and Large Scale versions. And, new for 2009, we are adding a G Gauge version – the perfect Holiday add-on to your Lionel G-Gauge Battery-Operated set!

A. O-GAUGE 2009 HOLIDAY BOXCAR

- Die-cast metal sprung trucks and operating couplers
- Metal frame
- Opening doors
- Minimum Curve: 0-27
- Length: 10 ½"

6-25066 \$64.99

B. AMERICAN FLYER 2009 HOLIDAY BOXCAR

- Die-cast metal trucks and operating couplers
- Metal frame
- Opening door
- Minimum Curve: S Gauge
- Length: 8 ¾"

6-48376 \$69.99

C. LARGE SCALE 2009 HOLIDAY BOXCAR

- Equipped with Large Scale knuckle couplers, with optional hook and loop couplers
- Opening doors
- Compatible with most Large Scale/G-Gauge trains
- Minimum Curve: 4' diameter
- Length: 16"

8-87031 \$69.99

D. G-GAUGE 2009 HOLIDAY BOXCAR

- Fixed knuckle couplers
- Compatible with Lionel battery-operated G-Gauge sets only
- Length: 9 ¾"

6-87032 \$39.99

E. CHRISTMAS GIFTS GONDOLA

Decorated in holiday colors, this special holiday gondola carries a load of ten Christmas presents.

- Die-cast metal sprung trucks and operating couplers
- Load of ten removable presents
- Length: 10"

6-26612 \$59.99

F. REINDEER FEED BARREL RAMP CAR

Special order from Santa, an express shipment of reindeer feed is on its way to the North Pole. This unique Christmas car also includes two reindeer figures and three signs decorated special for the holidays.

- Die-cast metal sprung trucks and operating couplers
- Load of eight "Reindeer Feed" barrels on flatcar
- Includes three reindeer figures
- Includes three signs
- Length: 10"

6-26661 \$59.99

G. POINSETTIA MINT CAR

This year the Poinsettia Farms Greenhouse is transporting this most famous Christmas flower across the nation by train. On an express route directly to your city, the Poinsettia plants stay fresh and beautiful in this climate-controlled freight car.

- Die-cast metal sprung trucks and operating couplers
- Metal frame
- Poinsettia flowers insert in car interior
- Length: 10 ½"

6-29628 \$69.99

H. ANGELA TROTTA THOMAS "GENERAL DELIVERY" BOXCAR

Well-known artist Angela Trotta Thomas delivers another striking design on this special and collectible 2009 Christmas boxcar.

- Die-cast metal sprung trucks and operating couplers
- Metal frame
- Opening doors
- Length: 10 ½"

H. 6-25067 \$64.99



ALL ITEMS
NEW



POLAR RAILROAD HOLIDAY FREIGHT CARS

Sprinkle a little Christmas magic onto your collection of Standard O Scale freight cars. The Polar Railroad offers a handsome mix of holiday decoration and railroad realism, perfect for your scale layout at Christmas time.

NEW



NEW



A. POLAR RAILROAD PS-1 BOXCAR

- Die-cast metal sprung trucks and operating couplers
- Hidden uncoupling tabs
- Separately applied metal underframe and body details
- Opening doors
- Journal box trucks
- Box loads in interior
- Length: 11 1/4"

6-27263 \$69.99

B. POLAR RAILROAD 8000-GALLON TANK CAR

- Die-cast metal sprung trucks and operating couplers
- Hidden uncoupling tabs
- Separately-applied metal details
- Length: 9"
- Minimum Curve: 0-31
- Standard O Scale

6-27435 \$69.99

HOLIDAY OPERATING CARS



C
NEW

BELL SOUNDS

C. SILVER BELL TROLLEY

Hop aboard the handsome Silver Bell Trolley as it works its way downtown through the snow-filled streets. There's still time to buy your gifts if you hurry! The bell on the trolley clangs as it races down Main Street.

- All-new operating bell sound
- New roller pickups on underside replace traditional pickup shoe
- Bumper-controlled forward and reverse operation
- Operating LED headlight on each end
- Interior lighting
- Passenger silhouettes on windows
- Powerful maintenance-free motor
- Traction tire
- Length: 6 3/4"

6-28446 \$89.99



D

D. CHRISTMAS SNOWPLOW

With its headlight ablaze, the Christmas Snowplow is ready to work through the night to keep the mainline clear. Painted in bright holiday colors, this decorative car features the legendary power of a genuine Pullmor motor.

- Transformer controlled forward, neutral, and reverse operation
- Powerful Pullmor motor
- Operating headlight
- Operating coupler on rear of unit
- Traction tire
- Die-cast metal frame
- Length: 7 3/4"

6-28427 \$209.99



E

NEW

E. CHRISTMAS MUSIC BOXCAR

Add musical joy to your layout! With the flip of a switch, you can listen to 12 of your favorite Christmas carols on this elegantly decorated boxcar.

- Die-cast metal sprung trucks and operating couplers
- Plays 12 Christmas carols powered by a nine-volt battery (not included)
- ON/OFF switch
- Length: 10 1/2"

6-36896 \$79.99

F. CHRISTMAS CHASE GONDOLA

It looks like Rudolph is playing one of those reindeer games! An elf, Santa and Mrs. Claus run after him to bring him safely back to the stable.

- Four animated figures circle the car when in motion
- Die-cast metal trucks and operating couplers
- Length: 10 1/2"

6-29894 \$64.99



F

NEW

HOLIDAY ACCESSORIES

A. ILLUMINATED CHRISTMAS STATION PLATFORM

- Two frosted light bulbs
- Holiday decoration on fence billboards
- Dimensions: 12" x 3 3/8" x 5"

6-16872 \$34.99

B. SANTA'S CHRISTMAS WISH STATION

Bring the North Pole to your railroad town and make your wishes come true. Watch as Santa delivers the goodies. The first cart enters the building empty, as the second cart emerges filled with presents, as if Santa's elves were fast at work inside.

- Two moving carts
- Present load
- Santa figure
- Santa's helper figures on carts
- Holiday decoration on fence billboards
- Dimensions: 15" x 5" x 5 1/2"

6-16863 \$124.99

C. WINTER WONDERLAND DIORAMA

Add a new dimension of excitement to your holiday layout with a colorful two-sided diorama decorated in a Winter Wonderland theme.

- Cardboard construction
- Imagery on both sides of diorama
- Dimensions: 69 3/4" x 17 3/8"
- 6 1/4" x 8" (tunnel portal opening)

6-16871 \$14.99

D. NORTH POLE PASSENGER STATION

Dressed in festive Christmas colors, this classic lighted passenger station is perfect for any layout.

- Lighted interior
- Dimensions: 12 1/8" x 8 1/4" x 6 1/2"

6-14258 \$59.99

E. RED CHRISTMAS GIRDER BRIDGE

- Metal base
- Length: 10"

6-16836 \$20.99

F. CHRISTMAS WATER TOWER

A festive accessory to add colorful fun to your holiday layout!

- Dimensions: 13" tall

6-24273 \$26.99


G. CHRISTMAS OPERATING BILLBOARD

- Billboard changes automatically from one image to the other ON/OFF switch
- Dimensions: 8" x 2 1/4" x 5"

6-16837 \$44.99



C
Train set
not included





F



D



E



G

NEW

NEW

AMERICAN FLYER

READY-TO-RUN CHRISTMAS SET

Bring the magic of Christmas into your home with the new ready-to-run Christmas set in the American Flyer line. Complete with track, transformer, locomotive, and cars.

INTERIOR
ILLUMINATION

PRESENTS
LOAD

PLAYS
HOLIDAY
SONGS



A. READY-TO-RUN CHRISTMAS SET

Santa will be happy to see this elaborately decorated set led by a red 0-6-0 steam locomotive. The set also includes a gondola with a generous load of presents, a refrigerator car that plays twelve holiday songs, and a "To all a Good-night" caboose with interior illumination. A complete loop of American Flyer track and a 40-watt transformer complete this American Flyer Ready-to-Run Christmas Set.

SET INCLUDES

0-6-0 dockside switcher, gondola with presents, refrigerator car, caboose, four straight 10" track sections, twelve 54"-diameter curved track sections, lock-on, and 40-watt transformer

LOCOMOTIVE FEATURES

- Transformer controlled forward, neutral, and reverse operation
- Powerful maintenance-free motor with momentum flywheel

- Directional lighting, including operating headlight and back-up light
- Front and rear operating couplers
- Traction tires
- Puffing smoke unit
- Length: 7 1/2"

ROLLING STOCK FEATURES

- Die-cast metal trucks
- Metal frame on reefer and caboose
- Musical reefer plays 12 holiday songs (9 volt battery not included)
- Gondola includes assortment of removable presents
- Interior illumination in caboose
- Set length: Approx. 32"

6-49621 American Flyer Ready-to-Run Christmas Set **\$349.99**

B. SANTA'S CANDY SHOP HOPPER

Santa's Candy Shop hopper is packed and ready to deliver Christmas candy canes, sugar plums, ribbon candy, and other sweet treats to your town.

- Die-cast metal trucks and operating couplers
- Removable cover
- Length: 8 3/4"

6-48632 **\$69.99**



A
PUFFING
SMOKE



B
NEW

At Lionel, we are committed to providing our customers with superior-quality products and service. It is a commitment shared by our many Lionel Authorized Dealers and Lionel Authorized Service Centers around the country. To locate a Dealer or Service Center near you, call 1-800-4LIONEL (1-800-454-6635). Or, call the Lionel Customer Service Center at 586-949-4100. You can also e-mail us at talktous@lionel.com or visit our website at www.lionel.com. Our knowledgeable staff is always eager to help you fully enjoy the magical world of Lionel model trains.

Lionel L.L.C.
26750 Twenty-Three Mile Road
Chesterfield, MI 48051-1956
United States of America
Phone: 586-949-4100
E-mail: talktous@lionel.com

www.lionel.com

Copyright ©2009 Lionel L.L.C.

The following Lionel marks are used throughout this document and are protected under law. All rights reserved.

Lionel®, LEGACY™, TrainMaster®, Odyssey®, RailSounds®, CrewTalk™, TowerCom™, DynaChuff™, StationSounds™, Pullmor®, ElectroCoupler™, Magne-Traction®, CAB-1® Remote Controller, Wireless Tether™, TruRail™,

Any reproduction, transmission, or dissemination of the material here in is strictly prohibited.

Trademarks owned by Lionel L.L.C. are indicated throughout this document. Items depicted in this catalog are subject to change in price, color, size, design, and availability. Verify features on product package. Retail prices are suggested.

See your Authorized Lionel Dealer for more information.

