

# LIONEL 2005 TRAIN CATALOG VOLUME 2

WWW.LIONEL.COM





## TABLE OF CONTENTS

A Guide to Product Features . . . . .	2-3	Standard O Freight Cars . . . . .	68-73
Some Lionel Basics . . . . .	4-5	Operating Cars . . . . .	74-79
Happy Holidays . . . . .	6-13	Passenger Cars . . . . .	80-81
Ready-to-run Train Sets . . . . .	14-31	American Flyer . . . . .	82-83
Thomas & Friends . . . . .	18-19	2006 Traditional Locomotives . . . . .	86-87
Polar Express . . . . .	20-21	2006 Standard O Steam Locomotives . . . . .	88-91
Disney . . . . .	22-25	2006 Standard O Diesel Locomotives . . . . .	92-93
TMCC Train Sets . . . . .	30-31	2006 Traditional Rolling Stock . . . . .	94-97
Premium Train Sets . . . . .	32-37	2006 Standard O Rolling Stock . . . . .	98-103
Traditional Steam Locomotives . . . . .	38-39	Operating Accessories . . . . .	104-117
Standard O Steam Locomotives . . . . .	40-45	Mainline Trackside Accessories . . . . .	118-119
Joshua Lionel Cowen Series Allegheny . . . . .	44-45	Traditional Trackside Accessories . . . . .	120-123
Amtrak Acela . . . . .	46-47	TrainMaster Command Control . . . . .	124-127
Standard O Electric Locomotives . . . . .	48-53	Power . . . . .	128-129
Joshua Lionel Cowen Series GG1 . . . . .	52-53	FasTrack Track System . . . . .	130-135
Traditional Diesel Locomotives . . . . .	54-55	O-27, O Gauge and Large Scale Track . . . . .	136-139
Standard O Diesel Locomotives . . . . .	56-63	Miscellaneous Maintenance Accessories . . . . .	140
Traditional Freight Cars . . . . .	64-67	Lionel RailRoader Club . . . . .	140

The following Lionel marks are used throughout this catalog and are protected under law. All rights reserved.

Lionel®, TrainMaster®, Odyssey®, RailSounds®, CrewTalk™, TowerCom™, DynaChuff™, StationSounds™, Pullmor®, ElectroCoupler™, Magne-Traction®, CAB-1® Remote Controller, American Flyer®, Lionel ZW®, ZW®, MagniVision®, TMCC®, Lionville™, Wireless Yether™, Powerhouse™, LionMaster®, PH-1 Powerhouse®, Powermaster®, Powerstation-Powerhouse®, Accessory Motor Controller™, AMC™, Accessory Switch Controller™, ASC™, Action Recorder Controller™, ARC™, Track Power Controller 300™, TPC 300™, Track Power Controller 400™, TPC 400™, Block Power Controller™, BPC™, Operating Track Controller™, OTC™, FatBoy™, Lionel Lines®, Joshua Lionel Cowen Series™, Lionel Kiddie City®, Lionel Playworld®, Lockon®, TrainSounds™, MultiHorn™, MultiWhistle™, Choo-Choo™

The name FasTrack® is used with permission from Pitsco, Inc.

Pitman® is a registered trademark of Pittman, a PennEngineering company

Any reproduction, transmission or dissemination of the material herein is strictly prohibited. Trademarks owned by Lionel L.L.C. are indicated throughout this document. Items depicted in this catalog are subject to change in price, color, size, design and availability. Verify features on product package. Retail prices are suggested. See your Authorized Lionel Dealer for more information.



*Dear Friends,*

**W**e want to welcome you to our second catalog of 2005 - and give you a first look at what's in store for '06. As always, our goal is simple: to provide Lionel fans with the widest possible selection of unparalleled train products and accessories. I hope you agree that we've met this challenge.

As you'll see, we're adding one of the greatest locomotives of all time to our celebrated Joshua Lionel Cowen Series roster - the Chesapeake & Ohio Allegheny 2-6-6-6! This top-of-the-line steamer is newly tooled and includes the very latest innovations: our RailSounds 5.0 sound system and the widely anticipated, ultra-realistic DynaChuff effect featuring prototypical four chuffs per wheel revolution. (Watch for this feature to be included in other Standard O steam locomotives next year, including the Southern PS-4 and the New York Central L2A Mohawk.)

Postwar Celebration Series enthusiasts can look forward to a truly spectacular vintage outfit - the #2519W Virginian Freight pulled by a classic Train Master diesel locomotive. American Flyer fans will have a handsome die-cast metal iron horse to add to their motive power stable - the 4-8-4 Northern, now featuring the realistic RailSounds sound system. What's more, our TMCC-equipped New York Central S-2 electric will be pulling into the station by the end of this year and will be joined by a matching set of heavyweight passenger cars in early 2006.

*There's so much to look forward to:*

- Fan-favorite Standard O diesels like the GP30, available in both powered and non-powered versions (giving you an affordable way to double-head your freight consists)
- First-time Postwar reissue of the rare #3666 Cannon Firing Boxcar
- Value-priced Standard O Freight Car 3-packs
- Innovative operating cars such as the TMCC-equipped Crane Car and RailSounds Boom Car
- Eye-popping new product for the Thomas & Friends line - the ever-popular Percy engine
- And, of course, a full complement of Ready-to-Run train sets and Expansion Packs, all of which make ideal gifts for the upcoming holiday season

*We hope you like what you see and that, in this line, you'll find the quality, variety and ground-breaking innovation you've come to expect from Lionel.*

*Best wishes,*

*Jerry Calabrese*

*Jerry Calabrese  
President & CEO  
Lionel L.L.C.*

## A Guide to Product Features

At Lionel, we are proud to present the finest, most advanced locomotives—powerful models with tried-and-true performance and cutting-edge technology. Over the years, we have revolutionized this great hobby with advances in locomotive traction, train operation, and on-board sounds. Lionel trains feel more and more like the real railroad. Use this guide to learn about the incredible features of Lionel locomotives.

### ■ OPERATION

#### ■ Transformer Control

All Lionel locomotives—from the most sophisticated to the most basic—can be controlled by a standard transformer. Even older transformers can run our most advanced models.

#### ■ TrainMaster Command Control

Locomotives equipped with the incredible TrainMaster Command Control system are controlled by the commands from your CAB-1 Remote Controller, giving you the freedom to operate your trains while walking around your layout. Unlock the advanced sounds and features of your Command-equipped locomotives and, better yet, operate multiple units on the same track, at the same time! Installation is as easy as hooking up a transformer, and operation is simple to learn.

#### ■ ElectroCouplers *(TrainMaster Command Control required)*

Open these couplers anywhere on the layout—without uncoupling track sections. The CAB-1 Remote Controller activates the ElectroCouplers with the TrainMaster Command Control system. Also, be sure to listen for authentic sounds of the coupler in operation with the RailSounds sound system.

#### ■ Odyssey System

Heavy loads and steep grades are no problem for locomotives equipped with the Odyssey System, “cruise control” for your locomotive. No matter what, Odyssey System-equipped locomotives will maintain the speed that you set. Watch your locomotive as it creeps through the yard or fights up a grade without hesitation, regardless of the long string of cars behind it.

#### ■ Wireless Tether Connection

Looking to enhance the appearance of Lionel steam locomotives, we developed the exclusive infrared Wireless Tether connection so that the locomotive and tender can communicate without cumbersome wiring between the units. Lionel steamers are the only locomotives in O gauge offering this special feature.

#### ■ Magne-Traction

Always on the cutting edge of model railroad technology, Lionel developed the Magne-Traction track gripping system in 1950. The wheels are actually magnetized, increasing track adhesion for extra traction and stability around curves. On other locomotives, Traction Tires on one or more of the powered driving wheels provide extra strength and stability for hauling long strings of cars. Traction Tires grip the rails, enhancing tractive effort for extra pulling power.

### ■ SOUND AND SMOKE



#### ■ RailSounds

Widely regarded as the industry standard, the impressive RailSounds sound system brings the real sounds of the railroad to your layout. From the mechanical symphony of the locomotives, to the commotion of the station, you will be impressed by the digitally recorded samples of these special and authentic sounds.

#### ■ MultiHorn/MultiWhistle

The sounds of the horn or the whistle actually change with each blast—just like the real thing. From the short, trumpet-like blasts of a diesel horn, to the breath-taking cries of the steam whistle, these familiar sounds replicate the magic of the rails.

#### ■ Braking Sounds

Press the BRAKE button on your TMCC CAB-1 Remote Controller or rapidly decrease your throttle and listen for the screeching of your locomotive's brakes.

#### ■ Start-up and Shut-down

Fire up your locomotive just like the real thing! Listen as the diesel engine turns over or the steam locomotive comes to life. You will also hear the sounds of the giant locomotive gradually fade away when you turn off power.

#### ■ Steam Let-off/Blow-off

*(TrainMaster Command Control required)*

At the press of a button, your steam locomotive will replicate the sound of hot steam being released from the cylinders.

#### ■ Diesel RPM

Throttle up your locomotive and listen as the locomotive's RPMs increase. While the RPM sounds automatically intensify with the speed of the engine and the power supplied to the track, you can also fine-tune the levels with your CAB-1 Remote Controller.

#### ■ DynaChuff

A favorite feature among steam fans, DynaChuff is the varying intensity of the locomotive's chuffing, synchronized with the speed of the locomotive.

#### ■ CrewTalk Communication

*(TrainMaster Command Control required)*

This is radio communication inside your locomotive, caboose, and other cars. Operate several CrewTalk-equipped locomotives with CrewTalk-equipped rolling stock, and you will find that these messages are sequenced to sound as though personnel stationed at different parts of the train are radioing each other.

#### ■ TowerCom Announcements

*(TrainMaster Command Control required)*

“1361, you're clear for departure.” Locomotives equipped with TowerCom feature a specialized announcement or announcements from the tower to your locomotive. Many TowerCom announcements include your locomotive's roadname and number.



### ▪ StationSounds

Listen to the sounds of the busy platform! With a StationSounds-equipped passenger car, you will hear the station's loudspeaker announce arrivals and departures. En route, the conductor makes dining reservations and station stop announcements. Some cars even feature the "clickety-clack" of the train's wheels speeding along the track.

### ▪ Smoke

From the wafts of diesel exhaust to the heavy smoke columns that erupt from steam locomotive stacks, many Lionel locomotives feature operating smoke generators. Fan-driven smoke units provide a steady flow of smoke, and puffing smoke units create short blasts of smoke as the locomotive moves along the track. For the most realistic smoke effects, synchronized smoke units coordinate the blasts of smoke with the revolutions of the drivers and the DynaChuff sounds of the locomotive.

## ■ ILLUMINATION

### ▪ Directional Lighting

Most TrainMaster Command Control diesel locomotives and steam locomotives feature directional lighting. Operate a TMCC-equipped diesel in forward, and the headlight illuminates the mainline. In reverse, the headlight shuts off, and the rear headlight or the headlight of a second diesel (in a multi-unit lash-up) turns on. For TMCC-equipped steam locomotives, the headlight remains on in both forward and reverse operation. In reverse, the tender back-up light (if present) will shine.

### ▪ Classification Lights and Marker Lights

Classification lights are located on the boiler front or top of some steam locomotives while marker lights are on the rear of some steam locomotive tenders. These lights are also located on the ends of some diesel locomotives.

### ▪ Lighted Number Boards

Brightly illuminated, the locomotive's unique road number is displayed on the boiler top of some steam locomotives and on the ends of some diesel locomotives.

### ▪ Strobe Light

This flashing warning light is located on the cab roof of some diesel locomotives.

### ▪ Ditch Lights

These low-mounted lights serve as close-range secondary headlights on some diesel locomotives.

### ▪ Glowing Firebox and Flickering Firebox

A red glow steadily emanates from the firehole inside of the cab of Lionel steam locomotives equipped with the glowing firebox. Steam locomotives equipped with a flickering firebox create the illusion of a live fire "flickering" within.

### ▪ Variable Ashpan Glow

Start up a Lionel steam locomotive equipped with this feature and look for a red glow on the outside of the locomotive between the ashpan and firebox. As speed increases, the light grows brighter, simulating the increased draft onto the fire.

## Feature Icons

As you journey through this catalog, look for the icons that represent your favorite Lionel features. The Odyssey System for speed control, TrainMaster Command Control—all of the best innovations are included. At a glance, you'll know how each locomotive is outfitted. You can't miss your favorite features with these specialized icons!



Odyssey System

TrainMaster Command Control


RailSounds

Magne-Traction

ElectroCouplers

Wireless Tether





## Welcome Aboard!

*"No childhood should be without a train."* A motto from our past that we at Lionel believe still rings true today. Beginning with a Lionel train set, this hobby provides the flexibility of a construction set, the action of an electronic game and a character all its own. As witnessed from the guide on pages 2-3, many Lionel products do contain some very high-tech features. However, rather than remain stuck in front of a two-dimensional screen, young and old model railroaders alike can create a three-dimensional miniature world of their very own. And as many seasoned model railroaders will attest, a railroad is never done—there is always more to build, add or modify. With more variety than ever before, there are Lionel products to suit every budget. Like we have for over 100 years, Lionel will be there for every step of your family's lifelong journey down the rails.



## SOME LIONEL BASICS

### Gauge vs. scale

The above two terms often confuse beginning model railroaders. Gauge refers to the distance between the outside rails of the track. The standard gauge for most real railroads is 4'-8 1/2". Lionel FasTrack, O gauge and O-27 track measures 1 1/4" between the outer rails. Scale measures the relationship between a model and the real thing. The "scale" of Lionel track translates to about 1/4" to the foot or 1:48 scale. Most Lionel products also measure about 1:48 scale. This relationship is approximate for Lionel Traditional and as exact as possible for Lionel Standard O. Some other Lionel products are Large Scale and S gauge.

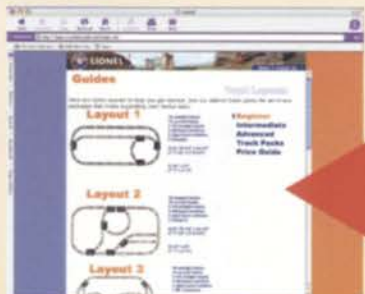



### Minimum Curve

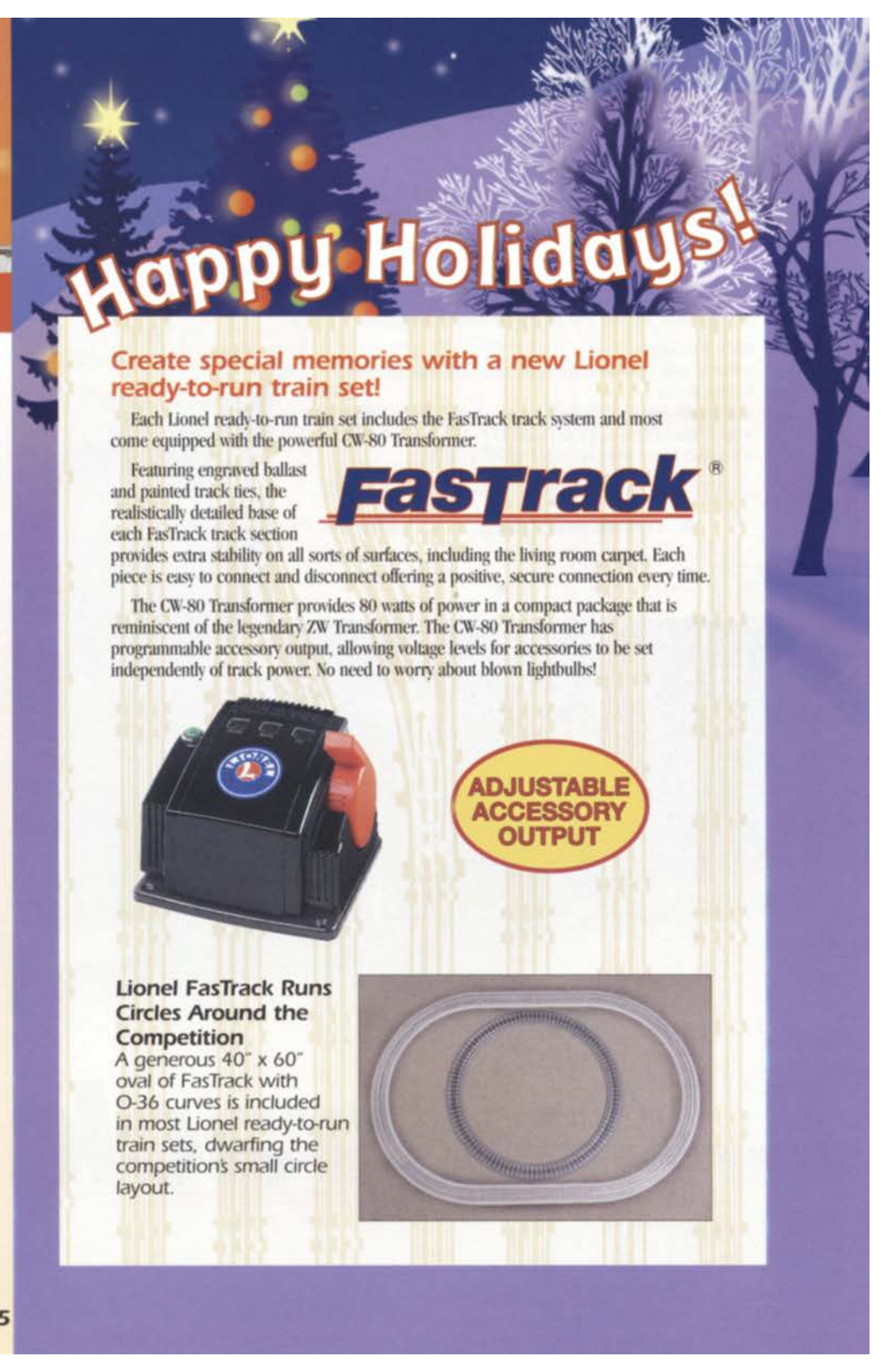
This measurement is very useful in purchasing track, locomotives and rolling stock that are compatible with one another. For example, assemble O-72 curved track into a circle and you will have a 72" diameter layout. Assemble O-31 curved track into a circle and you will have a layout 31" in diameter. A locomotive with a Minimum Curve requirement of O-31 will run on a layout with O-72 curves, but a locomotive with a Minimum Curve requirement of O-72 will not run on a layout with O-31 curves. For more information on easy layout planning, see *The Lionel Train Book* found on page 140.

Gauge	Curve	Diameter
A O	O72	72" Diameter
B O	O54	54" Diameter
C FasTrack	O36	36" Diameter
D Regular O	O31	31" Diameter
E Regular O27	O27	27" Diameter

**Recommended Minimum Curve:** Lionel locomotives and rolling stock are thoroughly tested to determine their Minimum Curve requirement. In some cases, a Lionel car or locomotive may be able to easily negotiate most, but not all possible track configurations for that Minimum Curve. For these products, a Recommended Minimum Curve is also given. This larger measurement allows for all combinations of Lionel track and switches.



Visit [www.lionel.com](http://www.lionel.com) for more tips on getting started in the greatest hobby in the world!



# Happy Holidays!

### Traditional vs. Standard O

Lionel O gauge locomotives and rolling stock are divided into two basic categories—Traditional and Standard O. Both categories are O gauge and can be run together if Minimum Curve requirements allow. Generally, the difference is a matter of size and consistent proportions. Traditional locomotives are sized for Traditional Rolling Stock, and Standard O locomotives are sized for Standard O rolling stock. Some other distinguishing features of each category are listed below.

#### Lionel Traditional

- ✓ Based on classic Lionel designs
- ✓ Approximate scale proportions
- ✓ Perfect additions to Lionel ready-to-run train sets

#### Lionel Standard O

- ✓ Accurate reproductions of rolling stock and locomotives
- ✓ Scale proportions
- ✓ Super-detailed with many separately applied parts



*The fun begins with a Lionel ready-to-run train set.  
So get ready to start your adventure  
and Welcome Aboard!*

### Create special memories with a new Lionel ready-to-run train set!

Each Lionel ready-to-run train set includes the FasTrack track system and most come equipped with the powerful CW-80 Transformer.

Featuring engraved ballast and painted track ties, the realistically detailed base of each FasTrack track section provides extra stability on all sorts of surfaces, including the living room carpet. Each piece is easy to connect and disconnect offering a positive, secure connection every time.

## **FasTrack**®


The CW-80 Transformer provides 80 watts of power in a compact package that is reminiscent of the legendary ZW Transformer. The CW-80 Transformer has programmable accessory output, allowing voltage levels for accessories to be set independently of track power. No need to worry about blown lightbulbs!



**ADJUSTABLE  
ACCESSORY  
OUTPUT**

#### Lionel FasTrack Runs Circles Around the Competition

A generous 40" x 60" oval of FasTrack with O-36 curves is included in most Lionel ready-to-run train sets, dwarfing the competition's small circle layout.



HAPPY HOLIDAYS

### Holiday Expansion Pack

Grow your holiday layout at a tremendous savings with the Holiday Train Set Expansion Pack. The Holiday Expansion Pack is a \$185.00 value for only \$99.99! See the breakdown below!

**PACK INCLUDES:**

- Flatcar with Santa and Mrs. Claus operating handcar \$89.99
- Reindeer car \$49.99
- Santa's Mobile Workshop car \$29.99
- Four straight FasTrack track sections \$14.76
- Expands layout from 40" x 60" to 50" x 70"

**Total Retail Value:** \$185.00

**YOURS FOR ONLY:** \$99.99

**A savings of:** \$85.00

**SAVE \$85.00  
ON THIS  
EXPANSION PACK!**



**PLAYS  
12 SONGS**

***FasTrack***



(6-30011) Holiday Expansion Pack \$99.99

OPERATING  
HANDCAR

**Holiday Tradition Special**

A classic Lionel train set running around the Christmas tree is an American tradition enjoyed by generations. The Holiday Tradition Special hauls a bright load of Yuletide cheer. Listen as the boxcar plays 12 of your favorite Christmas carols. See the busy elf run around the gondola trying to corral a frisky reindeer for the big sleigh ride. This special train runs around a generous FasTrack loop with power supplied by a mighty CW-80 Transformer.

**SET INCLUDES:**

- 4-4-2 steam locomotive and tender, Christmas music boxcar, elf and reindeer animated gondola, lighted caboose, three straight FasTrack track sections, eight curved FasTrack track sections, a FasTrack terminal section, CW-80 Transformer, smoke fluid


**LOCOMOTIVE FEATURES:**

- Transformer controlled forward, neutral and reverse operation
- Realistic air whistle in tender
- Operating headlight
- Operating coupler on rear of tender
- Powerful maintenance-free motor
- Traction tire
- Puffing smoke unit
- Die-cast metal locomotive body

**ROLLING STOCK FEATURES:**

- Operating couplers
- Musical boxcar plays 12 of your favorite Christmas carols (nine-volt battery required, not included)
- Elf and reindeer figures move around the animated gondola while the train is in motion
- Minimum Curve: 0-27
- Length: 46"
- Layout Dimensions: 40" x 60"

(6-31966) Holiday Tradition Special \$209.99



## Holiday Special

With Santa at the throttle, the Large Scale Christmas train set hauls six pine trees from the North Pole. This set features a musical caboose, 12 sections of track, and a powerful transformer.

To expand your layout, see the Large Scale track and switches available in the track section of this catalog.

### SET INCLUDES:

- 0-6-0 steam locomotive, gondola with six pine trees, musical Christmas caboose, 12 pieces of curved Large Scale track, transformer, one Santa Claus figure

### LOCOMOTIVE FEATURES:

- Transformer controlled forward and reverse
- Powerful maintenance-free motor
- Operating headlight
- Weather-resistant construction for indoor/outdoor use

- Nickel-plated metal wheels
- Plated detail parts
- Removable roof for easy access to interior
- Santa Claus figure

### ROLLING STOCK FEATURES:

- Weather-resistant construction
- Removable trees in gondola
- Musical caboose plays 12 of your favorite Christmas carols (nine-volt battery not included)
- Minimum Curve: Large Scale
- Length: 36"
- Layout Dimensions: 51" diameter

(8-81029) \$199.99



Add on to your set! See page 11

**NEW!**



**North Pole Central Docksider Switcher**

The North Pole Central yard bustles with action during the holidays. This mighty little switcher keeps important loads of brightly wrapped presents on schedule for Santa's big ride.

**FEATURES:**

- Transformer controlled forward, neutral and reverse operation
- Electronic steam whistle
- Directional lighting with operating headlight and back-up light
- Die-cast metal locomotive body and frame
- Powerful maintenance-free motor with momentum flywheel
- Front and rear operating couplers
- Traction tires
- Puffing smoke unit
- Engineer and fireman figures
- Minimum Curve: 0-27
- Length: 8 1/2"

(6-28660) North Pole Central Lines Docksider Switcher \$104.99



**North Pole Central Work Caboose**

**ADDITIONAL FEATURES:**

- Die-cast metal trucks and operating couplers
- Interior illumination
- 5-piece presents load
- Minimum Curve: 0-27
- Length: 8 3/4"

(6-36529) North Pole Central Lines Work Caboose \$44.99



**Angela Trotta Thomas "Christmas Eve" Boxcar**

Timeless artwork by renowned artist Angela Trotta Thomas graces this holiday car.

**FEATURES:**

- Die-cast metal sprung trucks and operating couplers
- Metal frame
- Opening doors
- Minimum Curve: 0-27
- Length: 10 1/2"

(6-36297) Angela Trotta Thomas "Christmas Eve" Boxcar \$47.99



**2005 Holiday Boxcars**

Collect the latest installment of a Lionel tradition in O gauge, American Flyer or Large Scale versions.

**O GAUGE AND AMERICAN FLYER HOLIDAY BOXCARS FEATURE:**

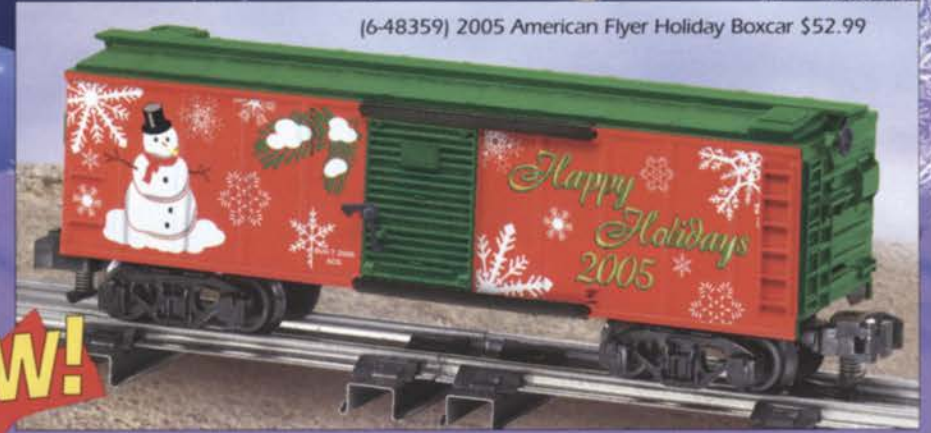
- Die-cast metal sprung trucks (American Flyer Boxcar has non-sprung die-cast metal trucks)
- Operating couplers
- Metal frames
- Opening doors
- Minimum Curve: O Gauge Boxcar: 0-27  
American Flyer Boxcar: S Gauge
- Length: O Gauge Boxcar: 10 1/2"  
American Flyer Boxcar: 8 3/8"

**LARGE SCALE HOLIDAY BOXCAR FEATURES:**

- Opening doors
- Equipped with Large Scale knuckle couplers with optional hook and loop couplers
- Compatible with most popular Large Scale trains
- Minimum Curve: 4' diameter
- Length: 16"

**NEW!**

(6-48359) 2005 American Flyer Holiday Boxcar \$52.99



(6-36296) 2005 O Gauge Holiday Boxcar \$47.99



**NEW!**

(8-87026) 2005 Large Scale Holiday Boxcar \$54.99



**NEW!**

**NEW!**

(6-26818) Christmas Music Boxcar \$62.99



**PLAYS 12 SONGS**

**Christmas Music Boxcar**

With the flip of a switch, the Christmas Music Boxcar plays 12 traditional Christmas carols.

**FEATURES:**

- Die-cast metal sprung trucks and operating couplers

- Plays 12 Christmas carols powered by a nine-volt battery (not included)
- ON/OFF switch
- Minimum Curve: 0-27
- Length: 10 1/2"

(6-29810) Operating Egg Nog Car \$139.99



**NEW!**

**Operating Egg Nog Car**

Watch as Santa unloads his favorite drink of the holiday season. Egg nog milk cans are pushed out of the car by the Santa figure onto the metal platform at the touch of a button.

**FEATURES:**

- Die-cast metal trucks and operating couplers
- All-new Santa figure unloads egg nog cans onto the platform at the touch of a button
- Remote Control track section required
- Seven egg nog cans and metal platform included
- Minimum Curve: 0-27
- Length: 11 1/2"



**ALL NEW SANTA FIGURE!**



(6-34164) Nutcracker Operating Gateman \$74.99

**NEW!**



**Nutcracker Operating Gateman**

Emerging from his shed each time the train passes, the nutcracker stands guard with a lighted Christmas tree.

**FEATURES:**

- Nutcracker emerges from his shed
- Lighted Christmas tree
- 153C Contactor included
- Also works with insulated track section (sold separately)
- FasTrack compatible
- Comes fully assembled
- Dimensions: 7" x 5 3/4" x 4 3/4"

(6-29808) Candy Cane Dump Car \$74.99



**NEW!**

**Candy Cane Dump Car**

Give your holiday layout a colorful twist with this new piece of rolling stock. This car drops off Santa's personal favorite treat on your holiday layout.

**FEATURES:**

- Die-cast metal trucks and operating couplers

- Unload simulated candy canes at the touch of a button
- Remote Control track section required
- Includes five candy canes and unloading bin
- Die-cast metal body
- Minimum Curve: 0-27
- Length: 9"

(6-49025) American Flyer Dump Car with Presents \$74.99



**NEW!**

**American Flyer Dump Car with Presents**

With the push of a button, drop off Santa's load of Christmas gifts to any designated location on your layout.

**FEATURES:**

- Die-cast metal trucks and operating couplers
- Die-cast metal frame
- Control rail contactor and ON/OFF button included
- Five-piece present load and unloading bin included
- Unload presents at the touch of a button
- Minimum Curve: S Gauge
- Length: 7 7/16"



(6-29809) O Gauge Dump Car with Presents \$74.99



**NEW!**

**O Gauge Dump Car with Presents**

Just in time for the holidays, this car unloads Santa's most important packages.

**FEATURES:**

- Die-cast metal trucks and operating couplers
- Unload presents at the touch of a button
- Remote Control track section required
- Includes 10-piece present load and unloading bin
- Die-cast metal frame and metal dumping frame
- Minimum Curve: O-27
- Length: 9 1/2"



**NEW!**

(6-26829) UPS® Holiday Operating Boxcar \$62.99



**UPS® Holiday Operating Boxcar**

Treat yourself to a UPS® Christmas package each time you open the operating boxcar doors.

**FEATURES:**

- Die-cast metal sprung trucks and operating couplers


- Door opens and UPS® figure with Christmas package moves forward
- Remote Control track section required
- Metal Frame
- Minimum Curve: O-27
- Length: 10 1/2"



**Door opens and figure emerges**

(6-26819) Holiday Animated Gondola \$62.99

**NEW FIGURES!**



**NEW!**

**Holiday Animated Gondola**

Watch Santa and the Lionel Lion stack a stack of colorful Christmas presents whenever the car runs down the track.

**FEATURES:**

- Die-cast metal trucks and operating couplers
- All-new Santa and Lionel Lion figures
- Minimum Curve: O-27
- Length: 10 1/4"

## READY-TO-RUN TRAIN SETS

### Pennsylvania Flyer

With smoke pouring from the stack and the headlight ablaze, this die-cast metal steam locomotive races to the big port cities of the Eastern Seaboard with a boxcar, gondola, and caboose in tow. Featuring the CW-80 Transformer and a huge oval of FasTrack track, the Pennsylvania Flyer proves one of our most popular train sets.

#### SET INCLUDES:

- 4-4-2 steam locomotive and tender, boxcar, gondola with four canisters, caboose, three straight FasTrack track sections, eight curved FasTrack track sections, a FasTrack terminal section, CW-80 Transformer, smoke fluid

#### LOCOMOTIVE FEATURES:

- Transformer controlled forward, neutral and reverse operation
- Air whistle in tender
- Operating headlight
- Operating coupler on rear of tender
- Powerful maintenance-free motor
- Puffing smoke unit
- Die-cast metal locomotive body with metal frame and trucks

#### ROLLING STOCK FEATURES:

- Operating couplers
- Opening doors on boxcar
- Four removable canisters on gondola
- Minimum Curve: O-27
- Length: 46 1/2"
- Layout Dimensions: 40" x 60"

### Expansion Packs

Grow your Lionel layout at a tremendous savings with the Train Set Expansion Packs. Two exciting Expansion Packs are available for the famous Pennsylvania Flyer.

#### Pennsylvania Flyer Operating Freight Expansion Pack

The Pennsylvania Flyer Operating Freight Expansion Pack is a \$167 value for only \$99.99! See the breakdown below!

##### PACK INCLUDES:

- Operating log dump car \$32.99
- Single-dome tank car \$26.99
- Refrigerator car \$26.99
- Three straight FasTrack track sections \$11.07
- FasTrack uncoupling track section that activates the coal dump car \$31.99
- 5" straight FasTrack track section \$3.19
- Four log-pallet loads \$12.50
- Railroad signs \$5.99
- Lubrication and Maintenance Kit \$15.29
- Expands layout from 40" x 60" to 50" x 70"

Total Retail Value: \$167.00

**YOURS FOR ONLY: \$99.99**

A savings of: \$67.00

**SAVE \$67.00!**

#### Pennsylvania Flyer Passenger Expansion Pack

Change your set from freight to passenger and back with this expansion pack. The Pennsylvania Flyer Passenger Expansion Pack is a \$167.00 value for only \$99.99! See the breakdown below!

##### PACK INCLUDES:

- Combination car \$39.99
- Coach \$39.99
- Observation car \$39.99
- Four straight FasTrack track sections \$14.76
- Station platform \$13.99
- Six milk cans \$9.29
- Classic billboard set \$8.99
- Expands layout from 40" x 60" to 50" x 70"


Total Retail Value: \$167.00

**YOURS FOR ONLY: \$99.99**

A savings of: \$67.00

**SAVE \$67.00!**

**CHANGE YOUR SET FROM FREIGHT TO PASSENGER AND BACK!**



**FasTrack**



(6-30004) Pennsylvania Flyer Passenger Expansion Pack \$99.99

**SAVE \$67.00  
ON THIS  
EXPANSION PACK!**

(6-30003) Pennsylvania Flyer Operating Freight Expansion Pack \$99.99

**SAVE \$67.00  
ON THIS  
EXPANSION PACK!**

**UNCOUPLING  
TRACK  
INCLUDED!**

(6-31936) Pennsylvania Flyer \$189.99


## READY-TO-RUN TRAIN SETS

**SAVE \$74.00  
ON THIS  
EXPANSION PACK!**

(6-30008) New York Central Flyer  
Passenger Expansion Pack \$99.00



(6-30007) New York Central Flyer Operating  
Freight Expansion Pack \$99.00



**SAVE \$67.00  
ON THIS  
EXPANSION PACK!**

*TrainSounds™*



(6-31977) New York Central Flyer \$249.99

**CHANGE YOUR SET FROM FREIGHT TO PASSENGER AND BACK!**

**UNCOUPLING TRACK INCLUDED!**

**New York Central Flyer**

The New York Central Flyer barrels down the mainline with the added realism of the TrainSounds sound system. A classic steamer leads the way with puffing smoke and other exciting effects such as steam chuffing, whistle and even crew dialog! This new train set comes complete with a colorful string of freight cars, a large FasTrack loop and a powerful CW-80 Transformer.

**SET INCLUDES:**

- 4-4-2 steam locomotive and tender, boxcar, single-dome tank car, caboose, tractor, trailer, crate load, three straight FasTrack track sections, eight curved FasTrack track sections, a FasTrack terminal section, CW-80 Transformer, smoke fluid

**LOCOMOTIVE FEATURES:**

- Transformer controlled forward, neutral and reverse operation
- **TrainSounds** sound system with steam chuffing, steam whistle, bell, squealing brakes and operator-controlled multi-part crew dialog
- Operating headlight
- Operating coupler on rear of tender
- Powerful maintenance-free motor
- Puffing smoke
- Die-cast metal locomotive body
- Metal tender frame with die-cast metal trucks

**ROLLING STOCK FEATURES:**

- Die-cast metal sprung trucks (caboose has die-cast metal trucks) and operating couplers
- Opening doors on boxcar
- Interior illumination in caboose
- Minimum Curve: 0-27
- Length: 47"
- Layout Dimensions: 40" x 60"

**Expansion Packs**

Grow your Lionel layout at a tremendous savings with these Train Set Expansion Packs. Two exciting Expansion Packs are available for the famous New York Central Flyer.

**New York Central Flyer Operating Freight Expansion Pack**

The New York Central Flyer Operating Freight Expansion Pack is a \$174 value for only \$99.99. See the breakdown below!

**PACK INCLUDES:**

- Operating coal dump car \$32.99
- Flatcar with stakes \$26.99
- Boxcar \$26.99
- Three straight FasTrack track sections \$11.07
- FasTrack uncoupling track section that activates the coal dump car \$31.99
- 5" straight FasTrack track section \$3.19
- Tractor and trailer \$19.50
- Railroad signs \$5.99
- Lubrication and Maintenance Kit \$15.29
- Expands layout from 40" x 60" to 50" x 70"

**Total Retail Value: \$174.00**

**YOURS FOR ONLY: \$99.99**

**A savings of: \$74.00**

**SAVE \$74.00!**

**New York Central Flyer Passenger Expansion Pack**

Change your set from freight to passenger and back with this expansion pack. The New York Central Flyer Passenger Expansion Pack is a \$167 value for only \$99.99. See the breakdown below!

**PACK INCLUDES:**

- Combination car \$39.99
- Coach \$39.99
- Observation car \$39.99
- Four straight FasTrack track sections \$14.76
- Station platform \$13.99
- Six milk cans \$9.29
- Classic billboard set \$8.99
- Expands layout from 40" x 60" to 50" x 70"

**Total Retail Value: \$167.00**

**YOURS FOR ONLY: \$99.99**

**A savings of: \$67.00**

**SAVE \$67.00!**

**FasTrack®**



# THOMAS & FRIENDS

MAKING TRACKS TO GREAT DESTINATIONS

### Percy

Percy is happy to join Thomas & Friends for adventures around your layout.

#### FEATURES:


- Transformer controlled forward, neutral and reverse operation
- Moving eyes
- Operating whistle
- Operating coupler on rear of locomotive
- Powerful maintenance-free motor
- Set of three removable faces
- Removable roof
- Minimum Curve: 0-27
- Length: 7"

(6-18733) \$104.99

**NEW!**



Includes three interchangeable faces



**SAVE \$55.00 ON THIS EXPANSION PACK!**

### Thomas & Friends Expansion Pack

Grow your Thomas layout at tremendous savings with the Thomas Set Expansion Pack, featuring four of Thomas' friends. The Thomas Expansion Pack is a \$155.00 value for only \$99.99! See the breakdown below!

#### PACK INCLUDES:

- Troublesome Truck I \$34.99
- Troublesome Truck II \$34.99
- Tidmouth Milk Single Dome Tank Car \$34.99
- Sodor Mining Company Hopper \$34.99
- Four straight FasTrack track sections \$14.76
- Expands layout from 40" x 60" to 50" x 70"

**Total Retail Value: \$155.00**

**YOURS FOR ONLY: \$99.99**

**A savings of: \$55.00**

# FasTrack



Includes three play figures



# THOMAS & FRIENDS

MAKING TRACKS TO GREAT DESTINATIONS

(6-30012) Thomas Expansion Pack \$99.99

## Thomas & Friends™ O Gauge Train Set


Available with the CW-80 Transformer and the FasTrack track system, Thomas & Friends are ready for some exciting adventures on the Island of Sodor. Accompanying Thomas are his faithful coaches, Annie and Clarabel, as well as two very responsible railway workers and our favorite Controller, Sir Topham Hatt. Thomas' moving eyes ensure that your journey on everyone's #1 engine is a safe one, and the removable roofs of Annie and Clarabel allow you to load and unload your passengers.

### SET INCLUDES:

- Thomas the Tank Engine with three interchangeable faces, Annie, Clarabel, three play figures, three straight FasTrack track sections, eight curved FasTrack track sections, a FasTrack terminal section, CW-80 Transformer

### FEATURES:

- Transformer controlled forward, neutral and reverse operation
- Moving eyes on Thomas the Tank Engine
- Electronic whistle
- Operating coupler on rear of locomotive
- Dual operating couplers on Annie and Clarabel
- Powerful maintenance-free motor
- Traction tire
- Set of three removable faces
- Removable roofs on Thomas, Annie and Clarabel
- Three play figures
- Minimum Curve: 0-27
- Length: 21"
- Layout Dimensions: 40" x 60"



(6-31956) Thomas & Friends O Gauge Train Set \$169.99



Thomas the Tank Engine's eyes move side to side



Includes three interchangeable faces



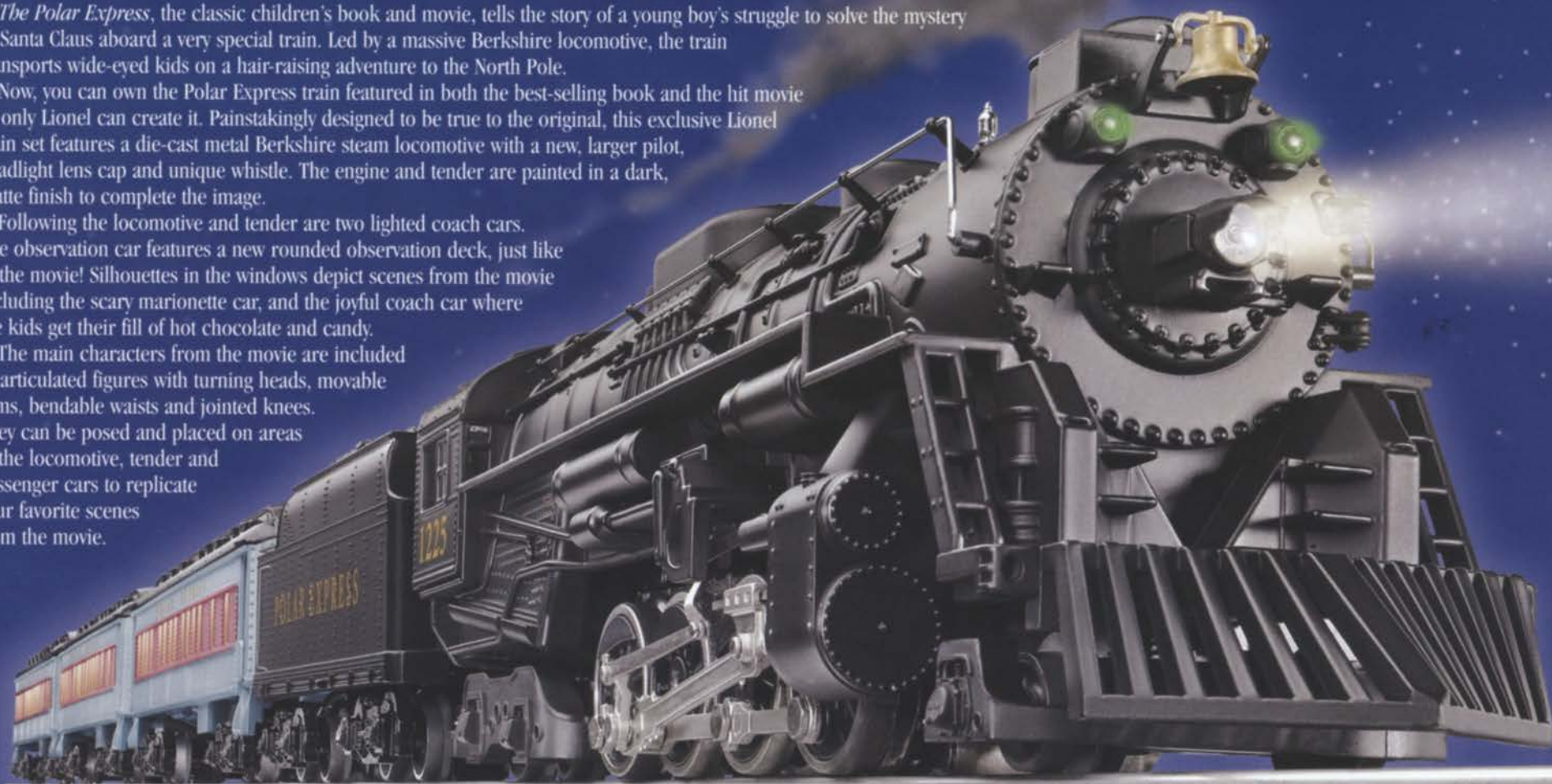
# THE POLAR EXPRESS™

*The Polar Express*, the classic children's book and movie, tells the story of a young boy's struggle to solve the mystery of Santa Claus aboard a very special train. Led by a massive Berkshire locomotive, the train transports wide-eyed kids on a hair-raising adventure to the North Pole.

Now, you can own the Polar Express train featured in both the best-selling book and the hit movie as only Lionel can create it. Painstakingly designed to be true to the original, this exclusive Lionel train set features a die-cast metal Berkshire steam locomotive with a new, larger pilot, headlight lens cap and unique whistle. The engine and tender are painted in a dark, matte finish to complete the image.

Following the locomotive and tender are two lighted coach cars. The observation car features a new rounded observation deck, just like in the movie! Silhouettes in the windows depict scenes from the movie including the scary marionette car, and the joyful coach car where the kids get their fill of hot chocolate and candy.

The main characters from the movie are included as articulated figures with turning heads, movable arms, bendable waists and jointed knees. They can be posed and placed on areas of the locomotive, tender and passenger cars to replicate your favorite scenes from the movie.



INCLUDES FOUR ARTICULATED ACTION FIGURES!



SET INCLUDES:

- 2-8-4 Berkshire steam locomotive and tender, two passenger coaches, one passenger observation car with rounded deck, three straight FasTrack track sections, eight curved FasTrack track sections, one FasTrack terminal section, CW-80 Transformer, articulated movie characters, smoke fluid

LOCOMOTIVE FEATURES:

- Transformer controlled forward, neutral and reverse operation
- Air whistle in tender
- Operating headlight
- Operating coupler on rear of tender
- Powerful maintenance-free motor
- Two traction tires
- Puffing smoke
- Die-cast metal locomotive body and frame
- Separately applied metal handrails
- All-new pilot and headlight lens shield

PASSENGER CARS FEATURE:

- Interior lighting
- Decorated drumhead on observation car
- All-new, rounded observation deck
- Silhouettes in windows
- Minimum Curve: 0-27
- Length: 63 3/8"
- Layout Dimensions: 40" x 60"

(6-31960) \$279.99



Includes a powerful CW-80 transformer

There is no better children's book, no better movie director, no better actor, and no better train company to bring you all of the fun, excitement and drama of the Polar Express. Do not miss out on this Lionel O gauge exclusive. Do you believe in Santa? We do!



Polar Express Add-on Cars

For even more excitement, add a baggage car and a diner to complete your Polar Express train.

FEATURES:

- Interior lighting
- Silhouettes in windows
- Minimum Curve: 0-27
- Length: 12"

(6-25134) Polar Express Diner \$54.99



(6-25135) Polar Express Baggage Car \$54.99



DISNEY

# Disney FaTrack

©2005 Disney  
©2005 Disney/Pixar







Goofy and Donald have a snowball fight



Minnie and Mickey skate around the gondola

### Disney Christmas Train

Join your favorite Disney characters for a celebration of holiday cheer. This all-new train set comes complete with a powerful CW-80 Transformer and a giant 40" x 60" loop of FasTrack track sections.

#### SET INCLUDES:

- 4-4-2 steam locomotive and tender, bobbing head boxcar, animated gondola, caboose, three straight FasTrack track sections, eight curved FasTrack track sections, a FasTrack terminal section, CW-80 Transformer, smoke fluid


#### LOCOMOTIVE FEATURES:

- Transformer controlled forward, neutral and reverse operation
- Realistic air whistle in tender
- Operating headlight
- Operating coupler on rear of tender
- Powerful maintenance-free motor
- Puffing smoke unit
- Die-cast metal locomotive body with metal frame and trucks

#### ROLLING STOCK FEATURES:

- Operating couplers
- Opening doors on boxcar
- Figures move up and down through roof openings on bobbing head boxcar
- Figures move around gondola while train is in motion
- Interior illumination in caboose
- Individually boxed in custom Disney packaging
- Minimum Curve: 0-27
- Length: 47 1/8"
- Layout dimensions: 40" x 60"

(6-31946) Disney Christmas Train \$299.99



**Pluto Hi-Cube Boxcar**

This car includes colorful, officially licensed Disney artwork.

**FEATURES:**

- Die-cast metal sprung trucks and operating couplers
- Opening doors
- Custom Disney packaging
- Minimum Curve: 0-27
- Length: 11 1/4"

Disney

(6-36277) Pluto Hi-Cube Boxcar \$49.99



**Disney Operating Boxcar**

Mickey Mouse makes a special delivery, unloading a bundle at the press of a button. A remote control or uncoupling track section is required.

**FEATURES:**

- Die-cast metal sprung trucks and operating couplers
- Animated figure with detachable bundle
- Opening doors
- Custom Disney packaging
- Minimum Curve: 0-27
- Length: 10 1/2"

(6-36783) Disney Operating Boxcar \$64.99



Door opens and Mickey makes his delivery


**Goofy and Pete Jumping Boxcar**

Goofy the hobo is tramping across the country one boxcar at a time. Only intrepid railroad bulls like Pete the Policeman stand in his way. Will Goofy make it? Watch and see!

**FEATURES:**

- Goofy travels alongside of the boxcar and jumps inside when he reaches Pete the Policeman
- Opening doors
- Minimum Curve: 0-27
- Length: 10 1/2"

(6-36782) Goofy and Pete Jumping Boxcar \$69.99




**NEW!**

**CAPTAIN HOOK**

(6-21876)  
 Disney Villain  
 Hi-Cube  
 Boxcar 3-Pack  
 \$129.99


**MALEFICENT**

**WHO'S AFRAID OF  
 THE BIG BAD  
 WOLF**

### Disney Villain Hi-Cube Boxcar 3-Pack

These hi-cube boxcars feature three of Disney's most wicked characters—Captain Hook, Maleficent and the Big Bad Wolf.

#### FEATURES:

- Die-cast metal sprung trucks and operating couplers
- Opening doors
- Custom Disney packaging
- Minimum Curve: 0-27
- Dimensions: Length: 11 1/4" each

©2005 Disney  
 ©2005 Disney/Pixar

READY-TO-RUN TRAIN SETS



*TrainSounds*<sup>™</sup>

**FastTrack**<sup>®</sup>

**INCLUDES  
TRAINSOUNDS!**

(6-31990) Copper Range Mine Set \$219.99

### Copper Range Mine Set

The powerful dockside switcher hauls its loaded ore cars from the copper mines to the docks. The Copper Range Mine Set includes a CW-80 Transformer and a huge 40" x 60" loop of FasTrack track.

#### SET INCLUDES:

- 0-6-0 dockside switcher steam locomotive, four ore cars, caboose, three straight FasTrack track sections, eight curved FasTrack track sections, a FasTrack terminal section, CW-80 Transformer, smoke fluid

#### LOCOMOTIVE FEATURES:

- Transformer controlled forward, neutral and reverse operation
- Electronic steam whistle
- Directional lighting including operating headlight and operating back-up light
- Front and rear operating couplers
- Powerful maintenance-free motor with momentum flywheel
- Traction tires
- Puffing smoke unit
- Die-cast metal body and frame
- Engineer and fireman figures

#### ROLLING STOCK FEATURES:

- Operating couplers
- Interior illumination in caboose
- Individually boxed
- Minimum Curve: 0-27
- Length: 43 3/4"
- Layout Dimensions: 40" x 60"

### Yukon Special Freight with TrainSounds

The Yukon Special Freight delivers its cargo to all points north. A mighty GP9 leads a tank car, a hopper, an operating searchlight car, and a caboose across the frozen tundra. In addition to the impressive locomotive and rolling stock, the Yukon Special also features a CW-80 Transformer and a loop of FasTrack track.

#### SET INCLUDES:

- GP9 diesel locomotive, single-dome tank car, 2-bay hopper, operating searchlight car, caboose, three straight FasTrack sections, eight curved FasTrack sections, a FasTrack terminal section, CW-80 Transformer

#### LOCOMOTIVE FEATURES:

- Transformer controlled forward, neutral and reverse operation
- **TrainSounds** sound system with diesel engine revving, horn, bell, squealing brakes and operator-controlled, multi-part crew dialog
- Operating headlight
- Dual operating couplers
- Dual powerful maintenance-free motors
- Metal frame
- Operating strobe light

#### ROLLING STOCK FEATURES:

- Operating couplers
- Operating searchlight on searchlight car
- Interior illumination in caboose
- Individually boxed
- Minimum Curve: 0-27
- Length: 48 1/2"
- Layout Dimensions: 40" x 60"

(6-31976) Yukon Special Freight with TrainSounds \$249.99

# FastTrack

*TrainSounds™*

(6-31985) Santa Fe Fast Freight with TrainSounds \$319.99



*TrainSounds™*

(6-30001) Santa Fe El Capitan with TrainSounds \$349.99



UNCOUPLING TRACK INCLUDED!



**Santa Fe Non-powered FT B-unit**

Add a non-powered FT B-unit, dressed in matching El Capitan colors.

**B-UNIT FEATURES:**

- Die-cast metal trucks and fuel tank
- Operating coupler on rear
- Metal frame
- Minimum Curve: 0-27
- Length: 12 3/4"

(6-24570) \$84.99



**Santa Fe Fast Freight with TrainSounds**

A powerful 2-8-4 Berkshire highballs down the high iron leading a colorful load of freight. This impressive consist features an operating log dump car and an automobile carrier with six removable cars. The Santa Fe Fast Freight is complete with a large FasTrack layout and the powerful CW-80 Transformer.

**SET INCLUDES:**

- 2-8-4 Berkshire steam locomotive and tender, boxcar, log dump car and tray, two-tier auto carrier with six die-cast metal automobiles, caboose with illuminated interior, two straight FasTrack sections, eight curved FasTrack sections, a FasTrack uncoupling section, a FasTrack terminal section, CW-80 Transformer, smoke fluid

**LOCOMOTIVE FEATURES:**

- Transformer controlled forward, neutral and reverse operation
- **TrainSounds** sound system with steam chuffing, steam whistle, bell, squealing brakes and operator-controlled multi-part crew dialog
- Operating headlight
- Operating coupler on rear of tender
- Powerful maintenance-free motor with momentum flywheel
- Traction tires
- Puffing smoke unit
- Die-cast metal locomotive body, frame, and trucks
- Die-cast metal tender body and trucks with a metal frame
- Engineer and fireman figures

**ROLLING STOCK FEATURES:**

- Die-cast metal spring trucks and operating couplers (caboose has die-cast metal trucks)
- Opening doors on boxcar
- Log car dumps logs at the touch of a button
- Removable automobiles on auto carrier
- Interior illumination in caboose
- Individually boxed
- Minimum Curve: 0-27
- Length: 61 1/4"
- Layout Dimensions: 40"x 60"

**Santa Fe El Capitan with TrainSounds**

The classic FT diesel locomotive, equipped with realistic sounds from the TrainSounds sound system, hurtles down the "Route of the Warbonnets." Three streamlined passenger cars—two illuminated coaches and an illuminated observation car—follow the westbound locomotive. With the CW-80 Transformer and a loop of FasTrack track, you are ready to run one of the Santa Fe's best known passenger trains.

**SET INCLUDES:**

- FT diesel locomotive, two streamliner coach cars, one streamliner observation car, three straight FasTrack sections, eight curved FasTrack sections, a FasTrack terminal section, CW-80 Transformer

**LOCOMOTIVE FEATURES:**

- Transformer controlled forward, neutral, and reverse operation
- **TrainSounds** sound system with diesel engine revving, diesel horn, bell, squealing brakes and operator-controlled, multi-part crew dialog
- Operating headlight
- Front operating coupler
- Dual powerful maintenance-free motors
- Traction tires
- Die-cast metal trucks, pilot, fuel tank
- Metal frame
- Lighted cab interior
- Engineer and fireman figures

**PASSENGER CAR FEATURES:**

- Die-cast metal trucks and operating couplers
- Authentically detailed interiors
- Interior illumination
- Flexible diaphragms between cars
- Opening doors
- Individually boxed
- Minimum Curve: 0-27
- Length: 52 1/2"
- Layout Dimensions: 40" x 60"

## TMCC TRAIN SETS

### TrainMaster Command Control equipped sets

With a TrainMaster Command Control equipped locomotive and a powerful CW-80 Transformer, these train sets are on the cutting edge of model railroad technology. The CW-80 Transformer allows you to change directions and activate the bell and whistle. The steam chuffing and diesel RPM sounds automatically vary with the speed of the locomotive.

To unlock all the advanced features of your TrainMaster Command Control equipped locomotive—including CrewTalk communication and TowerCom announcements—purchase the TrainMaster Command Set (6-12969). With the TrainMaster Command Control system, you get digital control with a simple one-wire connection. You are able to operate your entire layout using a CAB-1 Remote Controller, freeing you from your stationary controls.



(6-30000) Keystone Super Freight \$449.99


(6-31993) Black Diamond Freight \$499.99

**INCLUDES  
HUGE O-48  
LAYOUT!**

# LIONMASTER







### Keystone Super Freight

Enroute from St. Louis to New York City, the impressive Keystone Super Freight charges down the Pennsy high iron. With realistic steam chuffing sounds and an operating smoke unit, the TrainMaster Command Control and RailSounds sound system equipped 2-8-4 Berkshire steam locomotive leads a string of detailed rolling stock. This complete set, including a large loop of FasTrack track and a powerful CW-80 Transformer, has the makings to launch your own railroad empire.

#### SET INCLUDES:

- 2-8-4 Berkshire steam locomotive and tender, boxcar, single-dome tank car, flatcar with semi trailer, caboose, three straight FasTrack sections, eight curved FasTrack sections, a FasTrack terminal section, CW-80 Transformer, smoke fluid

#### LOCOMOTIVE FEATURES:

- **TrainMaster Command Control** equipped—able to run in Command Control Mode or in Conventional Transformer Control Mode
- **RailSounds** sound system with **CrewTalk** communication **TowerCom** announcements and **DynaChuff** synchronized chuffing
- Operating headlight
- **ElectroCoupler** on rear of tender
- Powerful maintenance-free motor with momentum flywheel
- Traction tires
- Puffing smoke unit
- Die-cast metal locomotive body, frame and trucks
- Die-cast metal tender body and trucks with a metal frame
- Engineer and fireman figures

#### ROLLING STOCK FEATURES:

- Die-cast metal sprung trucks and operating couplers (Caboose has die-cast metal trucks)
- Opening doors on boxcar
- Removable trailer on flatcar
- Interior illumination in caboose
- Individually boxed
- Minimum Curve: 0-27
- Length: 60 3/4"
- Layout Dimensions: 40" x 60"

### Black Diamond Freight

The Black Diamond Freight is ready for duty. Taking the lead, a modern behemoth—the LionMaster SD80 diesel locomotive, complete with TrainMaster Command Control, the RailSounds sound system, and the Odyssey System for speed control—thunders down the mainline. Trailing behind, the impressive consist features modern, detailed freight equipment used on real railroads today. The mighty CW-80 Transformer provides all the power you need to race across the expansive FasTrack layout included with this set.

#### SET INCLUDES:

- LionMaster SD80, 3-bay ACF hopper, unibody tank car, double door boxcar, 3-bay coal hopper with coal load, extended vision caboose, seven straight FasTrack track sections, twelve 0-48 curved FasTrack track sections, a FasTrack terminal section, CW-80 Transformer, smoke fluid

#### LOCOMOTIVE FEATURES:

- **TrainMaster Command Control** equipped—able to run in Command Control Mode or in Conventional Transformer Control Mode
- **RailSounds** sound system with **CrewTalk** communication and **TowerCom** announcements
- **Odyssey System** for speed control with ON/OFF switch
- Directional lighting including operating headlight
- Front and rear **ElectroCouplers**
- Dual powerful maintenance-free motors with momentum flywheels
- **Magne-Traction** track gripping system
- Traction tires
- Fan-driven smoke unit
- Die-cast metal trucks, pilots, fuel tank
- Metal frame
- Separately applied metal details
- Illuminated number boards
- Illuminated cab interior
- Engineer and fireman figures

#### ROLLING STOCK FEATURES:

- Die-cast metal sprung trucks and operating couplers (Caboose has die-cast metal trucks)
- Opening doors on boxcar
- Auto frame load in boxcar
- Operating smoke unit in caboose
- Interior illumination in caboose
- Individually boxed
- Minimum Curve: 0-31
- Length: 76 1/2"
- Layout Dimensions: 50" x 90"

# FasTrack®

## Premium Train Sets

- ✓ An affordable way to build up your roster
- ✓ Unique unit freight
- ✓ The world's most famous passenger trains
- ✓ Authentic Postwar reissues
- ✓ The latest Lionel innovations



Chessie Steam Special nameplate



Detailed backhead with figures



Decorated drumhead



Detailed car interiors



(6-31734) Chessie Steam Special \$499.99

### Chessie Steam Special

In 1977, the Chessie System celebrated the 150th birthday of parent railroad, the Baltimore & Ohio, in grand style. Painted in the bright colors of the new railroad, a steam powered passenger train barnstormed along the rails of the entire system. Wherever it went, the Chessie Steam Special drew large trackside crowds anxious for one last look at steam-era railroading in America. This new Lionel set pays tribute to that unique train. Led by a 2-8-4 steamer with new streamlined styling, the Madison passenger cars include new detailed interiors.

#### SET INCLUDES:

- 2-8-4 Berkshire steam locomotive and tender, combination car, two coaches, observation car

#### LOCOMOTIVE FEATURES:

- **TrainMaster Command Control** equipped—able to run in Command Control Mode or in Conventional Transformer Control Mode
- **RailSounds** sound system with **CrewTalk** communication, **TowerCom** announcements and **DynaChuff** synchronized chuffing
- Operating headlight
- **ElectroCoupler** on rear of tender
- Powerful maintenance-free motor with momentum flywheel
- Traction tires
- Puffing smoke unit
- Die-cast metal locomotive body, frame and trucks
- Die-cast metal tender body and trucks
- Engineer and fireman figures

#### PASSENGER CAR FEATURES:

- Die-cast metal trucks
- New detailed interior
- Interior illumination in coaches and observation car
- Individually boxed
- Minimum Curve: 0-27
- Length: 71"



Operating end light

### Chessie Diesel Freight

During the 1970s and 1980s, the Chessie System, a merger of the Chesapeake & Ohio, Baltimore & Ohio and Western Maryland Railroads, maintained one of the largest freight empires in the United States. This new set offers an easy way to add the latest scale-sized, super-detailed Lionel rolling stock to your railroad. A powerful GP-30 diesel leads a long consist of Standard O freight cars. The TMCC-equipped locomotive includes both the Odyssey System for speed control and the RailSounds sound system.

#### SET INCLUDES:

- GP-30 diesel locomotive, PS-1 boxcar, PS-2 2-bay covered hopper, PS-4 flatcar, PS-5 gondola, I-12 caboose

#### LOCOMOTIVE FEATURES:

- **TrainMaster Command Control** equipped—able to run in Command Control Mode or in Conventional Transformer Control Mode
- **Odyssey System** for speed control with ON/OFF switch
- **RailSounds 5.0** sound system with new intelligible **CrewTalk** dialog, more **TowerCom** announcements and eight diesel RPM levels
- **MultiHorn** effect simulates blasts at different air pressures, creating a realistic variety of sounds with each press of the HORN button
- Dual powerful maintenance-free motors with momentum flywheels
- Directional LED headlights
- Illuminated marker lights
- Illuminated number boards
- Die-cast metal trucks, pilots and fuel tank
- Metal frame
- Front and rear **ElectroCouplers**
- Traction tires

- **Magne-Traction** track gripping system
- Fan-driven smoke unit
- Separately applied metal details
- Illuminated cab interior
- Cab window glass
- Engineer and fireman figures


#### ROLLING STOCK FEATURES:

- Die-cast metal sprung trucks and operating couplers with hidden uncoupling tab
- Metal underframe details
- PS-1 boxcar includes opening doors and box load
- PS-2 hopper includes rotating bearing caps
- PS-4 flatcar includes die-cast metal body with wood deck, removable stakes and chains
- PS-5 gondola includes folding drop ends
- I-12 caboose includes smoke unit, train crew figures, detailed interior, operating marker lights, interior lighting and etched metal details
- Individually boxed
- Minimum Curve: O-31
- Recommended Minimum Curve: O-36
- Length: 73 1/2"

**RailSounds**®  
5.0



# PREMIUM TRAIN SETS



Rotating bearing caps on PS-2 hopper



Detailed load in PS-1 Boxcar



Operating drop ends on PS-5 Gondola

(6-31735) Chessie Diesel Freight \$729.99



# PREMIUM TRAIN SETS



**NEW!**

### #2519W Virginian Diesel Freight

Released in 1958, outfit #2519W would prove the last Lionel Train Master diesel freight set of the Postwar era. Led by a Pullmor powered Train Master diesel, the impressive Virginian set is back after almost 50 years. The powerful #2331 Train Master now comes updated with the TMCC and the RailSounds sound system. Among the collection of Postwar favorites that make up this set is a first time reissue of the classic #6557 smoking caboose.

**SET INCLUDES:**

- #2331 Virginian Train Master diesel locomotive, #6801 flatcar with boat, #6414 Evans auto loader, #6464-275 State of Maine boxcar, #6434 poultry dispatch car, #3530 EMD generator car, #6557 Lionel Lines smoking caboose

**LOCOMOTIVE FEATURES:**

- **TrainMaster Command Control** equipped—able to run in Command Control Mode or in Conventional Transformer Control Mode
- **RailSounds** sound system with **CrewTalk** communication and **TowerCom** announcements
- Directional lighting including two operating headlights
- Front and rear **ElectroCouplers**
- Dual powerful **Pullmor** motors
- **Magne-Traction** track gripping system
- Traction tires
- Die-cast metal trucks, pilots and fuel tank
- Metal frame
- Illuminated cab interior
- Engineer and fireman figures

**ROLLING STOCK FEATURES:**

- Die-cast metal trucks and operating couplers
- #6801 Flatcar includes sprung trucks and removable boat
- #6414 Evans auto loader includes sprung trucks, metal superstructure and four removable automobiles
- #6464-275 State of Maine boxcar includes sprung trucks and opening doors
- #6434 Poultry dispatch car includes interior illumination
- #3530 EMD generator car includes internal rotating fan, opening doors, metal frame, detachable telephone pole and searchlight
- #6557 Lionel Lines caboose includes metal frame, smokestack and operating smoke unit
- Individually boxed
- Postwar Celebration Series plaque and packaging
- Minimum Curve: 0-31
- Length: 78"

(6-31740) #2519W Virginian Diesel Freight \$729.99



Includes telephone pole and searchlight



# TRADITIONAL STEAM LOCOMOTIVES

## Traditional Steam Locomotives

- ✓ Operating whistles, headlights and couplers
- ✓ Realistic smoke
- ✓ Minimum Curve: 0-27
- ✓ Affordable additions to Lionel train sets
- ✓ Perfectly matched to **Lionel Traditional Rolling Stock**

### Baltimore & Ohio 4-4-2 Steam Locomotive

Every railroad needs a strong stable of iron horses. Built of tough die-cast metal, the classic 4-4-2 is now available in B&O livery.

#### FEATURES:

- Transformer controlled forward, neutral and reverse operation
- Realistic air whistle in tender

- Powerful, maintenance-free motor
- Operating headlight
- Die-cast metal locomotive body and frame
- Operating coupler on rear of tender
- Traction tires
- Puffing smoke unit
- Die-cast metal tender trucks
- Metal tender frame
- Length: 18 1/4"

### Transylvania Railroad 4-4-0 Steam Locomotive

All aboard, boys and ghouls! This creepy steamer brings the trick-or-treat spirit to any layout. Add additional Halloween rolling stock to create your own haunted express.

#### FEATURES:

- Transformer controlled forward,

- neutral and reverse operation
- Powerful, maintenance-free motor
- Operating headlight
- Operating coupler on rear of tender
- Traction tires
- Puffing smoke unit
- Die-cast metal tender trucks
- Metal tender frame
- Length: 16"

### 0-6-0 Dockside Switchers

Built of tough die-cast metal, these mighty switchers offer plenty of action in an affordable package.

#### FEATURES:

- Transformer controlled forward, neutral and reverse operation
- Electronic steam whistle
- Directional lighting with operating

- headlight and back-up light
- Die-cast metal locomotive body and frame
- Powerful maintenance-free motor with momentum flywheel
- Front and rear operating couplers
- Traction tires
- Puffing smoke unit
- Engineer and fireman figures
- Length: 8 1/2"

### Caboose

#### FEATURES:

- Die-cast metal trucks and operating couplers

- Interior illumination
- Transylvania caboose includes 8-piece load
- Minimum Curve: 0-27
- Length: 7 1/4"

(6-28693) Baltimore & Ohio 4-4-2 \$104.99



**NEW!**

(6-36580) Baltimore & Ohio Caboose \$39.99



**NEW!**

(6-18730) Transylvania Railroad 4-4-0 Steam Locomotive \$104.99



(6-36548) Transylvania Railroad Work Caboose \$44.99

(6-28650) New York Central Dockside Switcher \$104.99



(6-36534) New York Central Caboose \$39.99

(6-28651) Bethlehem Steel Dockside Switcher \$104.99



(6-36547) Bethlehem Steel Transfer Caboose \$39.99





(6-28655) Erie 2-8-4 Berkshire \$239.99



**2-8-4 Berkshire Steam Locomotives**

Capture all the drama of railroading days gone by, from steam hisses to the lonesome whistle 'round the bend. Each of these die-cast metal locomotives features the added excitement of the RailSounds sound system. Control the action from any Lionel-compatible transformer.

**FEATURES:**

- Transformer controlled forward, neutral and reverse operation
- **RailSounds** sound system with synchronized chuffing, crew announcement, brake squeal, steam whistle and bell
- Powerful maintenance-free motor with momentum flywheel
- Operating headlight
- Die-cast metal locomotive body, frame and trucks
- Operating coupler on rear of tender
- Traction tires
- Puffing smoke unit
- Engineer and fireman figures
- Die-cast metal tender body and trucks
- Length: 19"



(6-28656) Pennsylvania 2-8-4 Berkshire \$239.99



(6-36530) Pennsylvania Caboose \$47.99



See page 64



### Standard O Steam Locomotives

- ✓ Scale proportions
- ✓ Authentic paint schemes
- ✓ Separately applied detail parts
- ✓ Perfectly matched to Lionel **Standard O Rolling Stock**

### E6 Class Atlantic 4-4-2 Steam Locomotives

The E6 class provided high-stepping passenger power along Pennsylvania lines during the first half of the 20th century. Fully updated for 2005, the Lionel E6 Atlantics can proudly take their place alongside the latest Standard O power. Performance upgrades even include the RailSounds 5.0 sound system. Detail upgrades include more separately applied metal parts, a realistic separately applied coal load and RailSounds controls conveniently located under the opening tender water hatch.

#### FEATURES:

- **TrainMaster Command Control** equipped—able to run in Command Control Mode or in Conventional Transformer Control Mode
- **Odyssey System** for speed control with ON/OFF switch
- **RailSounds 5.0** sound system with custom recorded effects including:
  - Multi-part **CrewTalk** dialog and **TowerCom** announcements to create realistic operating scenarios from pulling out of the yard to initiating an emergency stop, in both conventional and command control environments
  - Realistic operator-controlled effects, including the water injector, activated by the CAB-1 Remote Controller
  - **DynaChuff** synchronized chuffing that shifts through 15 levels of intensity as the locomotive gains speed
  - Simulate the locomotive running light or battling against a heavy load by manually adjusting the DynaChuff intensity with CAB-1 commands
  - **MultiWhistle** effect simulates blows at different steam pressures, long and short attacks, and even extra quilling with each press of the whistle button
  - Independently adjustable volume control—use the CAB-1 Remote Controller to lower the level of background effects such as chuffing while keeping operator-controlled effects such as the whistle at full volume
- Powerful maintenance-free motor with momentum flywheel
- **Wireless Tether** connection between locomotive and tender
- Operating headlight
- Illuminated classification lights
- Die-cast metal locomotive body, frame and trucks
- **ElectroCoupler** on rear of tender
- Traction tires
- Synchronized fan-driven smoke unit
- Separately applied metal details including accurate builder's plates
- Illuminated cab interior
- **Glowing firebox** in cab
- Cab window glass
- Engineer and fireman figures
- Die-cast metal tender body and trucks
- Realistic, separately applied coal load
- Minimum Curve: 0-31
- Length: 18 1/2"

**RailSounds**  
5.0

(6-28704) Pennsylvania \$549.99



(6-28706) Pennsylvania-Reading Seashore Lines \$549.99



# STANDARD O STEAM LOCOMOTIVES



(6-15558) Pennsylvania Heavyweight Add-on Coach \$129.99



SEE PAGE 80

SEE PAGE 80

(6-15554) Pennsylvania Heavyweight 3-Pack \$369.99



**UPGRADED  
FOR 2005!**

**NEW  
SEPARATELY  
APPLIED  
COAL!**



## Norfolk & Western J Class #611

In 1950, three J class steamers rolled out of the Norfolk & Western Railway's famed Roanoke shops. Fatefully, they would prove the last 4-8-4's built in America. The bullet-nosed behemoths sped signature trains such as the *Powhatan Arrow* along the N&W's entire 676 mile mainline often at speeds approaching 100 miles per hour. Although retired from service after less than a decade, one of the graceful J's remained a true steam survivor. N&W #611 headed excursion runs as late as the mid-1990s and is currently on display at the Virginia Museum of Transportation in Roanoke.

This scale-sized Lionel model specifically portrays the #611 during the height of her passenger service with a vented pilot, solid pilot wheels and a flat tender deck. Along with these details, the J includes a wide array of enhancements from its original 2001 release. These new features range from the RailSounds 5.0 sound system to smaller, more prototypically sized classification lights.

### FEATURES:


- **TrainMaster Command Control** equipped—able to run in Command Control Mode or in Conventional Transformer Control Mode
- **Odyssey System** for speed control with ON/OFF switch
- **RailSounds 5.0** sound system with custom recorded effects including:
  - Multi-part **CrewTalk** dialog and **TowerCom** announcements to create realistic operating scenarios from pulling out of the yard to initiating an emergency stop
  - Realistic operator-controlled effects, including the water injector, activated by the CAB-1 Remote Controller
  - **DynaChuff** synchronized chuffing that shifts through 15 levels of intensity as the locomotive gains speed
  - Simulate the locomotive running light or battling against a heavy load by manually adjusting the DynaChuff intensity level with CAB-1 commands
  - **MultiWhistle** effect simulates blows at different steam pressures, long and short attacks, and even extra quilling with each press of the whistle button

- Independently adjustable volume control—use your CAB-1 Remote Controller to lower the level of background effects such as chuffing while keeping operator-controlled effects such as the whistle at full volume
- Many operator-controlled effects including CrewTalk dialog and TowerCom announcements are accessible using only a conventional transformer
- Dual **FatBoy** speakers for the ultimate in sound reproduction
- High-torque **Pittman**® motor with momentum flywheel
- **Wireless Tether** connection between locomotive and tender
- Directional lighting including operating headlight and back-up light
- Illuminated classification lights
- Illuminated number boards
- Die-cast metal locomotive body, frame and trucks
- Swing-out scale front coupler with interchangeable O gauge coupler for double-heading
- **ElectroCoupler** on rear of tender
- Traction tires
- Synchronized fan-driven smoke unit with adjustable smoke output
- Separately applied metal details
- Accurate separately applied builder's plates
- Opening cab roof hatches
- Illuminated cab interior
- **Variable ashpan glow**
- **Flickering firebox** in cab
- Cab window glass
- Engineer and fireman figures
- Die-cast metal tender body and trucks
- Realistic separately applied coal load
- Opening tender water hatch reveals easy-to-access RailSounds controls
- Minimum Curve: 0-54
- Length: 28"




New front vent details

**RailSounds**®  
5.0



(6-38095) Norfolk & Western J Class #611 \$1249.99



New prototypically sized class lights



Late-version bell location



# STANDARD O STEAM LOCOMOTIVES



New separately applied coal load



Opening tender water hatch reveals RailSounds controls



New late-version tender



Swing-out scale front coupler

Accurate builder's plates





## Joshua Lionel Cowen Series Chesapeake & Ohio 2-6-6-6 Allegheny

Produced from all-new tooling, the latest entry in the celebrated Joshua Lionel Cowen Series is the legendary 2-6-6-6 Allegheny. In the 1940s, the Chesapeake & Ohio Railway turned to the Lima Locomotive Works to produce a new powerhouse that would replace their aging H-7 class 2-8-8-2 coal haulers. Named in honor of the mountain range where they worked, this new locomotive took Lima's Superpower steam concept to a whole new level. Dubbed the Allegheny, it produced 7,500 horsepower at 40 m.p.h. and 110,200 lbs. of tractive force. The C&O designated the new steamers as class H-8, taking delivery of the first unit in 1941. The massive 2-6-6-6's could haul 10,000 ton trains from the coal fields of West Virginia to eastern ports. Despite their impressive performance, the switch to diesel power found the massive locomotives being retired as early as 1952. Although its career was brief, the sheer size and power of the Allegheny ensures its place among the roster of the greatest steam locomotives of all time.

This new top-of-the-line O gauge locomotive accurately portrays C&O #1650, one of the last group built in 1948. Virtually every detail part and piece of piping is separately applied. Prototypical distinctions include cab window configurations, ladder arrangement and unique overfire jets.

Some of the latest Lionel innovations are found in this new TMCC-equipped articulated steamer, including the unsurpassed RailSounds 5.0 sound system. A new and improved DynaChuff feature debuts with the Allegheny's release. Listen to the ultra-realistic four chuffs per driver revolution as the locomotive battles down the mainline. As speed increases the cadence of the chuff rate changes, just like the real thing.

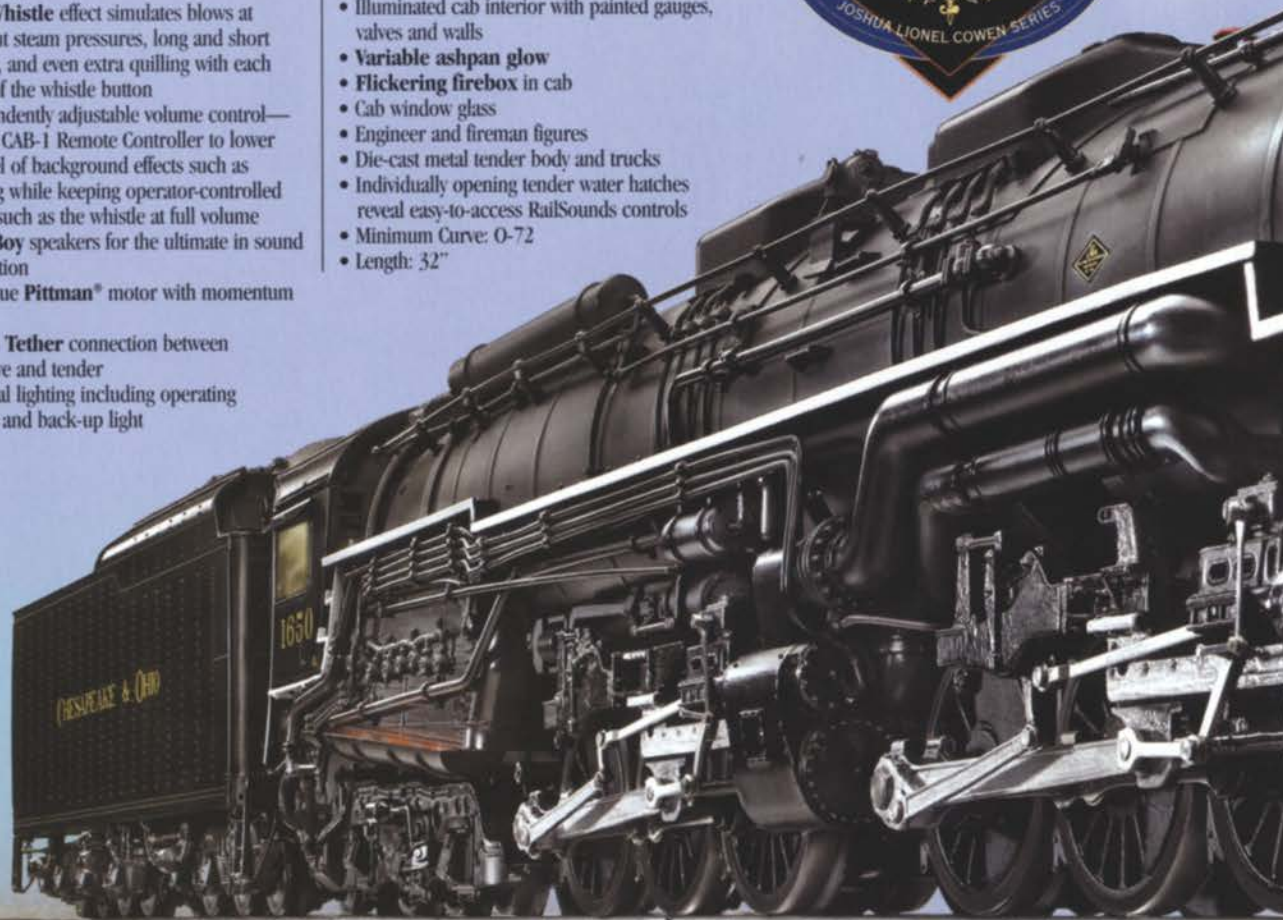
All-new matching die-cast metal offset hoppers are also available.

### FEATURES:

- **Produced from all-new tooling**
- **TrainMaster Command Control** equipped—able to run in Command Control Mode or in Conventional Transformer Control Mode
- **Odyssey System** for speed control with ON/OFF switch
- **RailSounds 5.0** sound system with custom recorded effects including:
  - Multi-part **CrewTalk** dialog and **TowerCom** announcements to create realistic operating scenarios from pulling out of the yard to initiating an emergency stop, in both conventional and command control environments


- Realistic operator-controlled effects, including the water injector, activated by the CAB-1 Remote Controller
- **All-new prototypical four chuffs per revolution**
- **DynaChuff** synchronized chuffing that shifts through 15 levels of intensity as the locomotive gains speed
- Simulate the locomotive running light or battling against a heavy load by manually adjusting the DynaChuff intensity with CAB-1 commands
- **MultiWhistle** effect simulates blows at different steam pressures, long and short attacks, and even extra quilling with each press of the whistle button
- Independently adjustable volume control—use the CAB-1 Remote Controller to lower the level of background effects such as chuffing while keeping operator-controlled effects such as the whistle at full volume
- Dual **FatBoy** speakers for the ultimate in sound reproduction
- High-torque **Pittman®** motor with momentum flywheel
- **Wireless Tether** connection between locomotive and tender
- Directional lighting including operating headlight and back-up light
- Illuminated classification and marker lights
- Illuminated number boards
- Die-cast metal locomotive body, frame and trucks
- Scale front coupler with interchangeable O gauge coupler for double-heading
- **ElectroCoupler** on rear of tender
- Traction tires
- Synchronized fan-driven smoke unit
- Separately applied metal details
- Accurate separately applied builder's plates
- Opening cab roof hatch
- Illuminated cab interior with painted gauges, valves and walls
- **Variable ashpan glow**
- **Flickering firebox** in cab
- Cab window glass
- Engineer and fireman figures
- Die-cast metal tender body and trucks
- Individually opening tender water hatches reveal easy-to-access RailSounds controls
- Minimum Curve: O-72
- Length: 32"

# RailSounds<sup>®</sup> 5.0



(6-38081) Chesapeake & Ohio 2-6-6-6 Allegheny \$1699.99

**NEW!**



Painted and detailed cab interior



Tender includes separately applied coal and directional lighting



Separately applied overfire jets



Accurate builder's plates

**ALL-NEW TOOLING!**







(6-11873) Chesapeake & Ohio Offset Hopper 3-Pack #1 \$129.99

SAVE \$50!

NEW!




(6-21872) Chesapeake & Ohio Offset Hopper 3-Pack #2 \$129.99

A \$180 VALUE!

NEW!

NEW!



(6-17083) Chesapeake & Ohio Offset Hopper \$59.99

SEE PAGE 73

4 CHUFFS PER REVOLUTION!





# acela

## Amtrak Acela

Reaching speeds of 150 miles per hour, the Amtrak Acela zooms along the Northeast Corridor between Boston and Washington, D.C. State-of-the-art at every level, the Acela continues to redefine American railroading. In 2005, model railroading will receive its own technological breakthrough with the release of the Lionel Amtrak Acela. This all-new scale model offers a long list of O gauge innovations. At speed, each passenger car individually tilts as it enters a curve—just like the real Acela. Pantographs deploy automatically according to direction, or at the touch of a button. At a station, watch the appropriate side doors automatically open with a CAB-1 command. Under official license from Amtrak, this painstakingly accurate replica comes to life with rivet-for-rivet detailing taken directly from Bombardier blueprints and Amtrak painting manuals.

Although sold out at the factory level, the Lionel Amtrak Acela may still be available at a Lionel authorized dealer. See [www.lionel.com](http://www.lionel.com) or call 1-800-4LIONEL to locate a dealer near you.

### SET INCLUDES:

- Powered Acela power car, first class car, two business class cars, non-powered Acela power car

### FEATURES:

- **TrainMaster Command Control** equipped—able to run in Command Control Mode or in Conventional Transformer Control Mode
- **RailSounds 5.0** sound system with **CrewTalk** dialog, **TowerCom** announcements and many more effects digitally recorded from an actual Amtrak Acela
- **Odyssey System** for speed control with ON/OFF switch
- Hinged roof panel on the top of each car houses interior light switch for easy adjustments without having to remove the train from the track
- All-new infrared wireless system connects each car

- All-new close coupling system allows near-prototypical distance between the cars
- Realistic tilting mechanism leans passenger car bodies into curves at speed—just like the real Acela
- Directional operating pantographs—offering manual control via a TMCC CAB-1 Remote Controller as well as a lock down switch for layouts with low clearances
- Track or catenary power selection switch
- Automatically opening passenger car doors with operating indicator lights
- Authentically detailed interiors with new passenger and train crew figures
- Interior lighting in all cars including illuminated control panels in power cars
- Directional lighting including prototypical marker light, ditch light, cab light and step light operation
- Lighted number boards
- Realistic flush fitting windows
- Separately applied details including spinning rooftop ventilator fans
- Removable nose covers on power cars reveal scale couplers and lift bars
- Dual powerful maintenance-free motors with momentum flywheels
- All new die-cast metal sprung trucks on power cars and passenger cars
- Minimum Curve: O-72
- Length: 102"


(6-31714) \$1999.99

Lionel has committed to their number of Acela sets that will be produced, and is now **SOLD-OUT** at the factory level. **CONTACT YOUR LIONEL VALUE-ADDED DEALER TO SEE IF ANY UNRESERVED ACELA SETS ARE STILL AVAILABLE!**

*RailSounds*<sup>®</sup>  
5.0



Engineer's eye view from inside the cab of the power car



Cutaway view of the business class coach

Actual Lionel production design drawings shown

Opening passenger car roof hatch showing the lighting ON/OFF switch



End view of the business class coach



Rear view of the Acela power car showing engine room detail




Removable front cover showing the O scale coupler



Operating pantograph assemblies



Die-cast metal, fully-sprung, tilting passenger car truck



Die-cast metal, fully-sprung power car truck assembly

## STANDARD O ELECTRIC LOCOMOTIVES

### BB Class Electric Locomotives

Noisily shuttling through complicated coach yard switches, the deceptively diminutive BB class electric locomotives proved the workhorses of passenger stations in Philadelphia, New York and Long Island. Affectionately dubbed "rats" by railfans and railroaders, the mighty little boxcabs switched consists for famous name trains and commuter runs alike. First built by Altoona in 1926, the BB class ran in pairs through the 1930s on both Pennsy and Long Island rails. Later B1's, numbered 5684 to 5697, operated only as single units. Their square headlights easily distinguished these later B1's. None of this later type was given Long Island livery.

Constructed almost entirely of die-cast metal, each of these new Lionel models includes headlight, handrail and other detail distinctions specific to their particular roadname and era. Pennsylvania and Long Island versions feature decoration specific to the 1920s and 1930s when the switchers still prototypically operated in pairs and were just beginning to run as single units. Complete with dual ElectroCouplers, the powered BB unit can even run independently in Command Control or Conventional Transformer Mode.

Matching sets of heavyweight passenger cars, complete with all-new sprung 4-wheel trucks, are available separately. See page 80.

#### SET INCLUDES:

- One powered and one non-powered unit

#### FEATURES:

- **TrainMaster Command Control** equipped—able to run in Command Control Mode or in Conventional Transformer Control Mode


- Powered unit can run independently in Command Control Mode or in Conventional Transformer Control Mode
- **Odyssey System** for speed control with ON/OFF switch
- **RailSounds 5.0** sound system with custom recorded effects including:
  - Multi-part **CrewTalk** dialog and **TowerCom** announcements to create realistic operating scenarios from pulling out of the yard to initiating an emergency stop
  - Adjust blower RPM independent of locomotive speed via a CAB-1 command
  - **MultiWhistle** effect simulates blasts at different air pressures, creating a realistic variety of sounds with each press of the WHISTLE button
  - Independently adjustable volume control—use your CAB-1 Remote Controller to lower the level of background effects while keeping operator-controlled effects such as the whistle at full volume
  - Many operator controlled effects including CrewTalk dialog and TowerCom announcements are accessible using only a conventional transformer
- Powerful maintenance-free motor with momentum flywheel in powered unit
- Directional lighting during both single and paired operation
- Illuminated marker and classification lights
- Die-cast metal locomotive body, frame and trucks
- Front **ElectroCoupler** on each unit for paired operation
- Powered unit includes front and rear ElectroCouplers for independent running
- Traction tires
- Separately applied metal details
- Cab window glass
- Illuminated cab interior in powered unit
- Engineer and fireman figures in powered unit
- Minimum Curve: 0-31
- Length: Pair: 15 3/8"  
Single Unit: 7 5/8"

Production drawings shown



# STANDARD O ELECTRIC LOCOMOTIVES

(6-15554) Pennsylvania Heavyweight 3-Pack \$369.99



(6-15558) Pennsylvania Heavyweight Add-on Coach \$129.99



(6-18364) Pennsylvania BB1 Electric Locomotive \$649.99



**New York Central S-2 Electric**

Following the success of its one and only S-1 electric locomotive, the New York Central ordered 32 nearly identical copies in 1906. Like their predecessor, these "motors" were built by a partnership of the American Locomotive Company and General Electric. The railroad classed them S-2 and immediately sent them into service over their electrified lines, hauling everything from signature varnish into Grand Central Terminal to local commuter trains. The mighty S-2's ran for decades, outlasting even their parent railroad by almost twenty years when the last of the class was retired in 1981.

The Lionel New York Central S-2 includes subtle details that make it unique from the prototype S-1 #100 such as recessed front steps and other body details. Other enhancements include a new separately applied bell cord. The locomotive is painted in the modern NYC livery of the 1950s and 1960s, including "blade" font lettering and yellow handrails. Upgraded since the release of the Lionel S-1, this new electric also features the state-of-the-industry RailSounds 5.0 sound system.

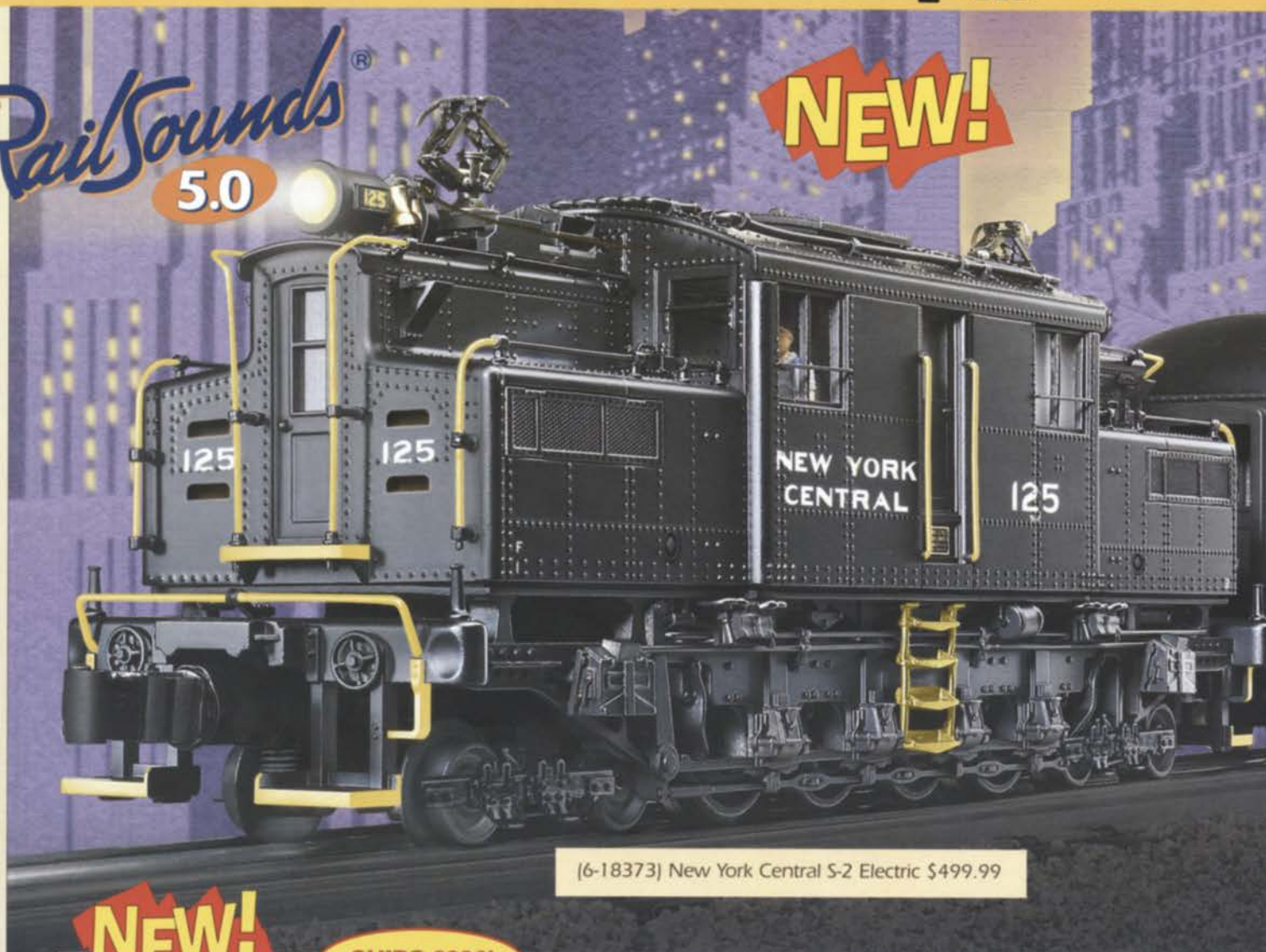
Matching New York Central heavyweight commuter coaches will be available in 2006.

**FEATURES:**

- New body details and recessed front steps accurately portray an S-2 electric
- **TrainMaster Command Control** equipped—able to run in Command Control Mode or in Conventional Transformer Control Mode
- **Odyssey System** for speed control with ON/OFF switch
- **RailSounds 5.0** sound system with new intelligible **CrewTalk** dialog and more **TowerCom** announcements
- Powerful maintenance-free motor with momentum flywheel
- Directional lighting with operating headlight
- Die-cast metal body, frame and trucks
- Metal pantographs
- Separately applied details including bell cord and accurate builder's plates
- Cab window glass
- Engineer and fireman figures
- Minimum Curve: O-36
- Length: 11 3/4"

*RailSounds*<sup>®</sup>  
5.0

**NEW!**



(6-18373) New York Central S-2 Electric \$499.99

**NEW!**

**SHIPS 2006!**





Roof details include metal pantographs and a removable panel revealing RailSounds 5.0 controls



Directional lighting



**NEW!**

**SHIPS 2006!**

(6-15581) New York Central Heavyweight Add-on Coach \$129.99



(6-15577) New York Central Heavyweight 3-Pack \$369.99

**New York Central  
Commuter Coaches**

Beginning in the early 1950s, the New York Central painted some of its commuter coaches in a distinctive 2-tone gray paint scheme. These new cars are the perfect complement to the S-2 electric locomotive.

**3-PACK INCLUDES:**

- Three heavyweight coaches

**FEATURES:**

- Die-cast metal sprung 4-wheel trucks and operating couplers with hidden uncoupling tab
- Flexible diaphragms between cars
- Opening doors
- Authentically detailed and painted interior
- Overhead interior lighting with ON/OFF switch
- Passenger and train crew figures
- Minimum Curve: 0-54
- Length: 3-Pack: 57"  
Single car: 19"



### GG1 Electric Locomotives

The Joshua Lionel Cowen Series GG1 makes a triumphant return in 2005, packed with top-of-the-line features and available in two new popular liveries.

Serving the largest electrified rail network in the nation, the GG1 electric remains the longest serving mainline locomotive ever, running from the 1930s into the 1980s. For 2005, the GG1 is available in the 5-stripe Tuscan scheme that debuted in the 1950s and a green single-stripe scheme that many of the streamlined motors wore at the end of the Pennsy era. Each model includes separately applied detail parts such as opening doors and accurate builder's plates. PRR #4925 even includes distinctive Farr air filters.

Primarily passenger power, even those GG1's pressed into part-time freight service kept their steam heat generators. To simulate prototypical operation, press a button on the CAB-1 Remote Controller and watch a plume of smoke erupt from the blow-off stack. Other action-packed features include intricate metal pantographs that deploy and retract automatically with RailSounds 5.0 effects synchronized to each operation. For customized operation, a CAB-1 command can adjust pantograph orientation regardless of direction. Those who prefer conventional operation are not left out. Most of these and other exciting features can easily be accessed with traditional transformer control.



RailSounds<sup>®</sup>  
5.0


**NEW!**



**TMCC-CONTROLLED  
PANTOGRAPHS**

**NEW!**






Removable roof panel reveals GG1 controls



Distinctive vent details with opening roof hatches, end doors and cab doors



(6-18371) Pennsylvania #4912 (Tuscan 5-stripe) \$899.99

**OPERATING PANTOGRAPHS!**



(6-18372) Pennsylvania #4925 (Brunswick Green single-stripe) \$899.99

**OPERATING PANTOGRAPHS!**



## FEATURES:

- **TrainMaster Command Control** equipped—able to run in Command Control Mode or in Conventional Transformer Control Mode
- **Odyssey System** for speed control with ON/OFF switch
- Operating pantographs deploy and retract according to direction, a TMCC CAB-1 command, or with Conventional Mode roof mounted switches
- Pantograph lock-down prevents accidental operation on layouts with low clearances
- **RailSounds 5.0** sound system with new intelligible **CrewTalk** dialog and more **TowerCom** announcements, each with different scenarios depending on whether the locomotive is in motion or stopped
- RailSounds 5.0 effects simulate the raising and lowering of the pantographs, perfectly synchronized with each operation
- Adjust the blower RPM independent of locomotive speed via a CAB-1 command
- **Multihorn** effect realistically varies the horn blast with each press of the button
- Independently adjustable volume control—lower the level of background effects such as the blower with the CAB-1 Remote Controller while keeping operator-controlled effects such as the horn at full volume
- Many operator-controlled effects including CrewTalk dialog and TowerCom announcements are accessible in Conventional Transformer Control Mode
- Dual **FatBoy** speakers for the ultimate in sound reproduction
- Realistic steam generator blow-off—a plume of smoke erupts from the stack in Conventional or Command Control Mode
- Dual powerful maintenance-free motors with momentum flywheels
- Directional LED headlights
- Directional marker lights illuminate on the end opposite of the active headlight
- Illuminated number boards
- Die-cast metal body and trucks
- Front and rear **ElectroCouplers**
- Traction tires
- Accurate separately applied builder's plates
- Illuminated front cab interior
- Engineer and fireman figures in front cab
- Opening side doors, end doors and roof hatches
- Removable roof panel reveals all controls for easy adjustments without having to remove the GG1 from the track
- Minimum Curve: 0-72
- Length: 20"

## TRADITIONAL DIESEL LOCOMOTIVES

### Traditional Diesel Locomotives

- ✓ Colorful paint schemes
- ✓ Minimum Curve: O-27
- ✓ Affordable action for any Lionel train set
- ✓ Perfectly matched to **Lionel Traditional Rolling Stock**

**ADD ACTION  
TO ANY  
TRAIN SET!**



See page 104

### Rail Bonders

Powered through a long pantograph, Rail Bonders were used to join sections of rail. This compact motorized unit features an operating headlight and an illuminated interior.

#### FEATURES:

- Transformer controlled forward, neutral and reverse operation
- Operating headlight
- Powerful maintenance-free motor
- Traction tire
- Die-cast metal frame
- Separately applied metal handrails and non-operating pantograph
- Detailed cab interior
- Interior illumination
- Two crew figures
- Length: 4 3/16"

(6-28400) Amtrak Rail Bonder \$64.99



(6-28406) CSX Rail Bonder \$64.99



### Norfolk & Western Speeder

The motorized successor to the handcar, speeders moved track gangs to the work site and even took the railroad brass on inspection runs. At a pint-sized price, the Norfolk & Western speeder adds action to any layout or can even give chase to your favorite Lionel ready-to-run train set.


#### FEATURES:

- Transformer controlled forward, neutral and reverse operation
- Directional lighting
- Powerful maintenance-free motor
- Traction tire
- Die-cast metal frame
- Separately applied metal handrails
- Operating strobe light
- Detailed cab interior
- Interior illumination
- Two crew figures
- Length: 3 3/4"

Interior details include M.o.W. tools



(6-18497) Norfolk & Western Speeder \$64.99





## Pennsylvania Ballast Tamper

A crucial piece of M.o.W. equipment, this self-propelled unit includes four tampers that move up and down to keep the roadbed solid.

### FEATURES:

- Inner tampers operate automatically with ON/OFF switch
- Outer tampers retract manually
- Powerful maintenance-free motor
- Traction tire
- Die-cast metal frame
- Detailed cab interior
- Interior illumination
- Crew figure
- Length: 5 1/2"

(6-28403) Pennsylvania Ballast Tamper \$104.99



Operating tampers with ON/OFF switch



Separately applied details



Realistic interior and overhead work lights

Retractable side tampers



Separately applied piping

## Pennsylvania RS-3 Diesel Locomotive

A workhorse on the mighty Pennsylvania Railroad, RS-3 diesels sped both freight and passenger cars along the high iron. Including a bright headlight and realistic horn, this classic diesel offers an affordable way to add diesel power to any locomotive fleet.

### FEATURES:

- Transformer controlled forward, neutral and reverse operation
- Electronic diesel horn
- Operating headlights
- Dual operating couplers
- Powerful maintenance-free motor
- Traction tires
- Interior illumination
- Engineer and fireman figures
- Length: 14 1/2"

(6-28851) Pennsylvania RS-3 \$84.99



See page 66

## Standard O Diesel Locomotives

- ✓ Scale proportions
- ✓ Separately applied detail parts
- ✓ Super-detailed die-cast metal trucks
- ✓ Authentic paint schemes
- ✓ Perfectly matched to Lionel Standard O Rolling Stock

### Chessie System S-4 Diesel Switcher

ALCo diesel switchers proved dependable freight yard mainstays for decades. The scale-sized S-4 switcher includes a unique dual drive train system that sends power to each truck from a single motor for maximum tractive effort. The Lionel S-4 switcher even features fixed pilots just like the prototype.



Directional lighting

(6-28548) Chessie System S-4 \$399.99



### Great Northern U33C Diesel Locomotive

The six-axle General Electric "U-Boats" were once seen hauling freight across America. Featuring the Odyssey System for speed control and the power of dual motors, this hefty locomotive is built to handle the toughest O gauge freight consists. Painted in Great Northern's classic "Big Sky Blue" livery, a matching caboose is available on page 73.

#### S-4 AND U33C FEATURES:

- **TrainMaster Command Control** equipped—able to run in Command Control Mode or in Conventional Transformer Control Mode
- **RailSounds** sound system with **CrewTalk** communication and **TowerCom** announcements
- **Odyssey System** for speed control with ON/OFF switch
- Directional lighting including LED headlights
- Operating marker lights
- Front and rear **ElectroCouplers**
- Dual powerful maintenance-free motors with momentum flywheels (S-4 has single motor)
- **Magne-Traction** track gripping system
- Traction tires
- Fan-driven smoke unit
- Die-cast metal trucks, fuel tank, and pilots
- Metal frame
- Separately applied metal details
- Illuminated number boards
- Illuminated cab interior
- Engineer and fireman figures
- Minimum Curve: O-31
- Length: U33C: 17 1/2"  
S-4: 12 1/4"

(6-28235) Great Northern U33C \$454.99



Flashing strobe light



Detailed builder's plate graphics



See page 73

## New York Central FA-2 A-A Set

Beginning in the mid-1940s, the FA diesel became the American Locomotive Company's top-of-the-line freighter. Including an Odyssey System ON/OFF switch and the Magne-Traction track gripping system, the Lionel FA diesels pull even harder. A matching non-powered B-unit is also available.

### A-A SET INCLUDES:

- One powered and one non-powered A-unit

### FEATURES:

- **TrainMaster Command Control** equipped—able to run in Command Control Mode or in Conventional Transformer Control Mode
- **RailSounds** sound system with **CrewTalk** communication and **TowerCom** announcements
- **Odyssey System** for speed control with ON/OFF switch
- Directional lighting including operating headlights
- Front **ElectroCoupler** on each A-unit
- Dual powerful maintenance-free motors with momentum flywheels
- **Magne-Traction** track gripping system
- Traction tires
- Fan-driven smoke unit in each A-unit
- Die-cast metal trucks, pilots, fuel tanks
- Metal frames
- Pivoting vestibules on rear
- Separately applied metal details
- Illuminated number boards
- Illuminated cab interiors
- Engineer and fireman figures
- Minimum Curve: 0-31
- Length: A-A set: 27"  
A-unit: 13 1/2"



Detailed builder's plate graphics

(6-24544) New York Central FA-2 A-A Set \$599.99



Separately applied details include pivoting end vestibules



Fan detail with separately applied metal grille

## New York Central FB-2

### FEATURES:

- Die-cast metal trucks and fuel tank
- Metal frame
- Pivoting vestibules on rear
- Minimum Curve: 0-31
- Length: 13 1/2"

(6-24547) New York Central FB-2 \$149.99



### ALCo PA A-A Diesel Locomotives

Lionel ALCo PA A-A sets come fully equipped with the Magne-Traction track gripping system and an Odyssey System ON/OFF switch. Riding on authentically detailed AIA trucks, the Lionel PA A-A locomotive sets accurately replicate the American Locomotive Company's first and most famous attempt at passenger diesel power. Each scale-sized model features many separately applied details including see-through screens, dynamic brake openings, and pivoting diaphragms on the rear doors.

The Lionel New Haven PA locomotives represent the only two units ever dressed in the pure black-white-vermilion "McGinnis" livery. On the Rio Grande, ALCo PA diesels pulled the famed streamliner, the WP-CBQ-DRGW *California Zephyr*. See Lionel Classic Trains Vol. 1 2003 for a detailed aluminum *California Zephyr* consist. Matching B-units are available separately for each set.

#### A-A SET INCLUDES:

- One powered and one non-powered unit


#### A-A SET FEATURES:

- **TrainMaster Command Control** equipped—able to run in Command Control Mode or in Conventional Transformer Control Mode
- **Odyssey System** for speed control with ON/OFF switch
- **RailSounds** sound system with **CrewTalk** communication and **TowerCom** announcements
- Directional lighting including LED headlights
- Pulsing Mars light on Rio Grande
- Front **ElectroCouplers** on each A-unit
- Dual powerful maintenance-free motors with momentum flywheels
- **Magne-Traction** track gripping system
- Traction tires
- Fan-driven smoke in both A-units
- Die-cast metal trucks, pilots and fuel tanks
- Metal frames
- Pivoting rear vestibules
- Operating radiator fans
- Opening doors
- Separately applied metal details
- Illuminated number boards
- Illuminated cab interior
- Engineer and fireman figures
- Minimum Curve: O-31
- Length: A-A set: 34"  
PA A-unit: 17"

PULSING  
MARS LIGHT

(6-24500) Denver & Rio Grande ALCo PA A-A Set \$699.99

(6-14596) New Haven ALCo PA A-A Set \$699.99



Distinctive paint schemes and separately applied details

(6-24503) Denver & Rio Grande ALCo PB B-unit \$149.99



(6-14599) New Haven ALCo PB B-unit \$149.99



- PB B-UNIT FEATURES:**
- Die-cast metal trucks and fuel tanks
  - Metal frame
  - Opening doors
  - Pivoting vestibules
  - Minimum Curve: 0-31
  - Length: 16 3/4"



Create an impressive A-B-A lash-up

(6-14588) Santa Fe F3 A-B-A Set \$899.99



(6-14592) Pennsylvania F3 A-B-A Set \$899.99



Authentic F3 freight pilot and lifting lugs



Prototypical Pennsylvania details



### F3 A-B-A Diesel Locomotives

With see-through screens, pivoting end vestibules and detailed Blomberg trucks, these scale-sized models offer accurate replicas of one of the most popular diesels ever to ride the high iron. The Lionel F3 performs better than ever with an Odyssey System ON/OFF switch and the exclusive Magne-Traction track gripping system. Matching powered F3 B-units are available in each livery.

#### EACH A-B-A SET INCLUDES:

- One powered F3 A-unit, one non-powered F3 B-unit, one non-powered F3 A-unit

#### FEATURES:

- **TrainMaster Command Control** equipped—able to run in Command Control Mode or in Conventional Transformer Control Mode
- **Odyssey System** for speed control with ON/OFF switch
- **RailSounds** sound system with **CrewTalk** communication and **TowerCom** announcements
- Directional lighting including LED headlights and back-up lights
- **ElectroCouplers** on the front of each A-unit and the rear of the B-unit
- Dual powerful maintenance-free motors with momentum flywheels
- **Magne-Traction** track gripping system
- Traction tires
- Fan-driven smoke unit in both the powered and non-powered A-units
- Die-cast metal trucks, pilots and fuel tanks
- Die-cast metal frames
- Separately applied metal details
- Separately applied metal handrails and screens
- Pivoting diaphragms on rear
- Opening doors
- Accurate builder's plates
- Illuminated number boards
- Illuminated cab interior
- Engineer and fireman figures
- Minimum Curve: 0-31
- Length: F3 A-B-A set: 39"  
F3 A-unit: 13"  
F3 B-unit: 13"

#### EACH F3 POWERED B-UNIT FEATURES:

- **TrainMaster Command Control** equipped—able to run in Command Control Mode or in Conventional Transformer Control Mode
- **Odyssey System** for speed control with ON/OFF switch
- Dual powerful maintenance-free motors with momentum flywheels
- **Magne-Traction** track gripping system
- Traction tires
- Directional lighting with operating back-up light
- **ElectroCoupler** on rear
- Die-cast metal trucks and fuel tank
- Opening doors
- Pivoting diaphragms
- Minimum Curve: 0-31
- Length: 13"

(6-24562) Santa Fe F3 Powered B-unit \$299.99



(6-24563) Pennsylvania F3 Powered B-unit \$299.99



### F3 A-B-A Diesel Locomotives

New for 2005, the popular Lionel F3 diesel locomotive comes decorated in the Union Pacific and Erie Lackawanna paint schemes. These sets also include the RailSounds 5.0 sound system. Matching powered F3 B-units are available in each livery.

#### EACH A-B-A SET INCLUDES:

- One powered F3 A-unit, one non-powered F3 B-unit, one non-powered F3 A-unit

#### FEATURES:

- **TrainMaster Command Control** equipped—able to run in Command Control Mode or in Conventional Transformer Control Mode
- **Odyssey System** for speed control with ON/OFF switch
- **RailSounds 5.0** sound system with new intelligible CrewTalk dialog, more TowerCom announcements and eight diesel RPM levels
- Directional lighting including LED headlights and back-up lights
- **ElectroCouplers** on the front of each A-unit and the rear of the B-unit
- Dual powerful maintenance-free motors with momentum flywheels
- **Magne-Traction** track gripping system
- Traction tires
- Fan-driven smoke unit in both the powered and non-powered A-units
- Die-cast metal trucks, pilots and fuel tanks
- Die-cast metal frames
- Separately applied metal handrails and screens
- Pivoting diaphragms on rear
- Opening doors
- Accurate builder's plates
- Lighted number boards
- Illuminated cab interior
- Engineer and fireman figures
- Minimum Curve: 0-31
- Length: F3 A-B-A set: 39"  
F3 A-unit: 13"  
F3 B-unit: 13"

# RailSounds<sup>®</sup> 5.0

(6-24552) Union Pacific F3 A-B-A Set \$899.99



(6-24534) Erie Lackawanna F3 A-B-A Set \$899.99

**EACH F3 POWERED B-UNIT FEATURES:**

- **TrainMaster Command Control** equipped—able to run in Command Control Mode or in Conventional Transformer Control Mode
- **Odyssey System** for speed control with ON/OFF switch
- Dual powerful maintenance-free motors with momentum flywheels
- **Magne-Traction** track gripping system
- Traction tires
- Directional lighting with operating back-up light
- **ElectroCoupler** on rear
- Die-cast metal trucks and fuel tank
- Opening doors
- Pivoting diaphragms
- Minimum Curve: O-31
- Length: 13"

(6-24556) Union Pacific F3 Powered B-unit \$299.99



(6-24538) Erie Lackawanna F3 Powered B-unit \$299.99



## TRADITIONAL FREIGHT CARS

### Traditional Freight Cars

- ✓ Operating couplers—uncouple cars automatically with a remote-control or uncoupling track section
- ✓ Colorful paint schemes
- ✓ Officially licensed cars
- ✓ Collectible series
- ✓ Perfect additions to Lionel train sets
- ✓ Perfectly sized to match **Lionel Traditional Locomotives**
- ✓ Minimum Curve: 0-27 (Except where noted)

#### ADDITIONAL FEATURES:

- Metal handrails, platform, and ladders on tank cars
- Opening doors on boxcars and reefer
- Two removable canisters on gondola
- Length: Boxcars: 10 1/2"  
Hopper: 9 1/2"  
Ore Car: 7"  
Auto Carrier: 13"  
Flatcar: 11"  
Gondola: 10 1/4"  
Tank Cars: 10"  
Reefer: 11"  
Hi-Cube Boxcar: 11 1/4"  
Work Cabooses: 8 3/4"

(6-15017) CSX Waffle-sided Boxcar \$26.99



(6-26085) New York Central 2-tier Auto Carrier \$26.99



(6-16482) Norfolk Southern Hopper \$26.99



(6-26086) Alaska Flatcar with Bulkheads \$26.99



(6-16489) BNSF Ore Car \$26.99



(6-26087) Rock Island Gondola with Canisters \$26.99



(6-26167) New Haven Single-Dome Tank Car \$26.99



(6-36295) Canadian National Boxcar \$26.99



(6-26168) Conrail 3-Dome Tank Car \$26.99



(6-36526) Pennsylvania Work Caboose \$26.99



(6-26169) Santa Fe Wood-sided Reefer \$26.99



**DON'T MISS THE EXPANSION PACKS STARTING ON PG. 6!**

**GREAT ADD-ONS FOR TRAIN SETS!**

# TRADITIONAL FREIGHT CARS

## Caboose

### ADDITIONAL FEATURES:

- Die-cast metal trucks and operating couplers
- Interior illumination
- SP and Pennsylvania cabooses include metal frames, ladders, tool boxes and smokestacks
- Length:  
Work caboose: 8 3/4"  
Caboose: 7 1/4"

## Comet® Single-Dome Tank Car

### ADDITIONAL FEATURES:

- Die-cast metal sprung trucks and operating couplers
- Metal handrails, platform and ladders
- Length: 10"

## Nestlé® Nesquik® Reefer\*\*

### ADDITIONAL FEATURES:

- Die-cast metal sprung trucks and operating couplers
- Sliding metal door reveals control panel
- Opening doors
- Length: 11 1/4"

(6-36528) Chesapeake & Ohio Work Caboose \$39.99



(6-36532) Southern Pacific Caboose \$47.99

**METAL FRAME**



(6-36530) Pennsylvania Caboose \$47.99

**METAL FRAME**



(6-29603) Comet® Single-Dome Tank Car \$52.99



(6-36536) Southern Caboose \$39.99



(6-19570) Nestlé® Nesquik® Reefer \$52.99 \*\*



See page 85

**Flatcars with Loads**

**ADDITIONAL FEATURES:**

- Die-cast metal sprung trucks and operating couplers
- Removable tractor trailer on Elvis flatcar
- Removable airplane on UPS flatcar
- Die-cast metal frame and metal handrails on Flatcars with milk containers
- Length: Elvis and UPS Flatcars: 11" Flatcars with Milk Containers: 9"



(6-26301) UPS® Flatcar with Airplane \$52.99 \*\*\*




(6-26091) Elvis Flatcar with Tractor and Trailer \$57.99 \*\*\*\*

Includes die-cast metal semi with opening hood



**ADD TO YOUR ELVIS COLLECTION**

**DIE-CAST METAL FRAME**




(6-39425) Hood's Flatcar with Milk Container \$54.99

\*\* Nestlé and Nesquik® are trademarks of Société des Produits Nestlé S.A., Vevey, Switzerland and are used with permission.

\*\*\* UPS, the UPS shield, and the color brown are trademarks of United Parcel Service of America, Inc. used under license.

\*\*\*\* © EPE, Reg. U.S. Pat. & TM. OFF.

**DIE-CAST METAL FRAME**



(6-39426) Nestlé® Nesquik® Flatcar with Milk Container \$54.99 \*\*



See page 77

# STANDARD O FREIGHT CARS

## Standard O Freight Cars

- ✓ Die-cast metal sprung trucks for improved tracking, especially through switches
- ✓ Operating couplers—uncouple cars automatically with a remote-control or uncoupling track section
- ✓ Scale proportions
- ✓ Super-detailed with many separately applied metal parts
- ✓ Prototypical paint schemes
- ✓ Minimum Curve: O-31 (Except where noted)
- ✓ Perfectly sized to match **Lionel Standard O Locomotives**

## PS-5 Gondolas

### ADDITIONAL FEATURES:

- Removable 3-section cover with metal catwalk and handles
- Opening access hatch
- Opening drop ends
- Hidden uncoupling tabs
- Separately applied metal underframe details
- Length: 14 1/2"

(6-27210) Pennsylvania  
PS-1 Boxcar \$59.99



Removeable cover  
with opening access  
hatch

(6-17471) Burlington PS-5 Gondola with Covers \$52.99



Opening drop ends

(6-17472) New Haven PS-5 Gondola with Covers \$52.99



(6-27203) New York Central  
Double-door Boxcar \$62.99



(6-27204) Grand Trunk Western  
Double-door Boxcar \$62.99





**PS-1 Boxcars**

**ADDITIONAL FEATURES:**

- Hidden uncoupling tabs
- Separately applied metal underframe details
- Includes box load
- Opening doors
- Length: 11 1/4"



PS-1 includes detailed box load

**PS-4 Flatcars**

**ADDITIONAL FEATURES:**

- Hidden uncoupling tabs
- Rotating bearing caps on WP
- Real wood deck
- Die-cast metal body
- Twenty removable die-cast metal stakes
- Two removable metal chains
- Separately applied metal underframe details
- Recommended Minimum Curve: 0-36
- Length: 14 3/4"

Real wood deck with laser-etched detailing



Die-cast metal body



(6-27510) Western Pacific PS-4 Flatcar \$52.99

**ROTATING BEARING CAPS**

**A.A.R. Standard Double-door Boxcars**

**ADDITIONAL FEATURES:**

- Hidden uncoupling tabs
- Separately applied metal underframe details
- Auto frame load
- Opening doors
- Length: 14"




Double-door boxcar includes auto frame load




Metal brake gear



Separately applied metal underframe details



(6-27511) P&LE PS-4 Flatcar \$52.99



(6-27512) Reading PS-4 Flatcar \$52.99

# STANDARD O FREIGHT CARS

## Steel-sided Refrigerator Cars

### ADDITIONAL FEATURES:

- Hidden uncoupling tabs
- Separately applied metal underframe details
- Opening roof hatches with props
- Opening doors
- Length: 11 1/2"



Opening roof hatches and side doors

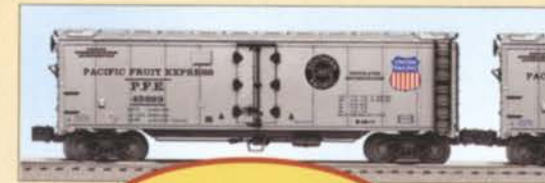
(6-17380) Pacific Fruit Express Silver \$59.99




(6-17397) Pacific Fruit Express Orange/Tuscan \$59.99



(6-17381) NorthWestern \$59.99



**SAVE \$50!**



**BUY BOTH 3-PACKS AND SAVE \$100**



**BUY 3-PACK AND SAVE \$50**

(6-11876) Pacific Fruit Express Silver 3-Pack \$129.99 **A \$180 VALUE!**



Road number(s): (6-17380) = 45698  
(6-11876) = 45699, 45700, 45701

(6-11872) Pacific Fruit Express Orange/Tuscan #1 3-Pack \$129.99 **A \$180 VALUE!**



(6-11874) Pacific Fruit Express Orange/Tuscan #2 3-Pack \$129.99 **A \$180 VALUE!**



Road number(s): (6-17397) = 47767  
(6-11872) = 47761, 47762, 47763  
(6-11874) = 47764, 47765, 47766

(6-11877) NorthWestern 3-Pack \$129.99 **A \$180 VALUE!**



Road number(s): (6-17381) = 751  
(6-11877) = 752, 753, 754

**General American Milk Cars**

**ADDITIONAL FEATURES:**

- Hidden uncoupling tabs
- Die-cast metal sprung buffers
- Separately applied metal underframe details
- Removable roof
- Plated interior milk tanks and piping
- Opening doors
- Length: 11 1/2"

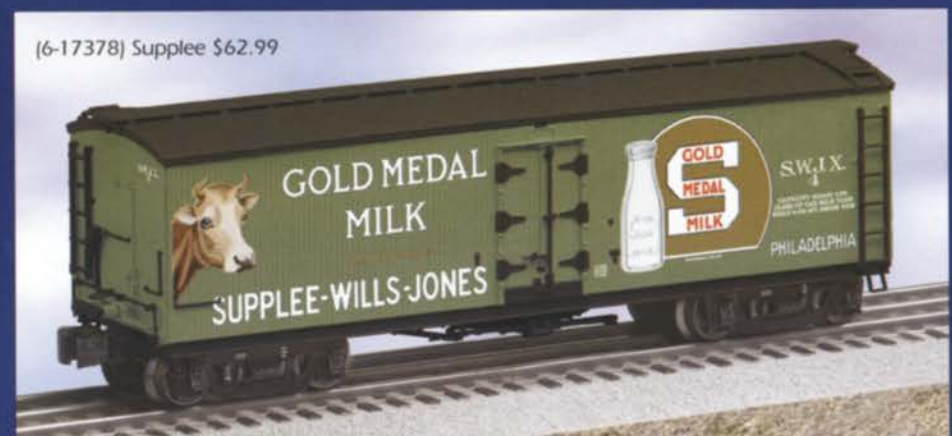


Removable roof reveals plated milk tanks and piping inside

(6-17377) American Railway Express \$62.99



(6-17378) Suplee \$62.99



# STANDARD O FREIGHT CARS

## 3-Bay ACF Hoppers

### ADDITIONAL FEATURES:

- Hidden uncoupling tabs
- Rotating bearing caps
- Extruded aluminum body
- Opening roof hatches on DM&IR
- Die-cast metal ends
- Length: 11 1/4

**EXTRUDED  
ALUMINUM  
BODIES**

**ROTATING  
BEARING  
CAPS**

[6-27115] Delaware & Hudson 3-Bay ACF Hopper \$64.99



[6-27116] New York Central 3-Bay ACF Hopper \$64.99



[6-27117] Duluth Missabe & Iron Range 3-Bay ACF Hopper \$64.99



**OPENING  
HATCHES**

[6-27118] Western Pacific 3-Bay ACF Hopper \$64.99



**Extended Vision Caboose**

**ADDITIONAL FEATURES:**

- Hidden uncoupling tabs
- Rotating bearing caps
- Separately applied metal underframe details
- Smoke unit with ON/OFF control
- Train crew figures
- Detailed and painted interior
- Interior illumination
- Exterior end lights
- Opening doors
- Length 10 1/4"



(6-17672) Great Northern \$84.99



(6-17674) Reading \$84.99

**Offset Hoppers**

**ADDITIONAL FEATURES:**

- All-new notched-style ends
- Hidden uncoupling tabs
- Die-cast metal body and frame
- Removable single-piece coal load
- Opening bottom hatches
- Length: Single car: 9 1/2" each  
Set: 28 1/2"



(6-17083) Chesapeake & Ohio Offset Hopper \$59.99

Road number(s):

(6-17083) = 47386

(6-11873) = 47380, 47381, 47382

(6-21872) = 47383, 47384, 47385

**NEW!**

**NEW NOTCHED ENDS!**

**NEW!**

(6-11873) Chesapeake & Ohio Offset Hopper 3-Pack #1 \$129.99 **A \$180 VALUE!**



**BUY BOTH 3-PACKS AND SAVE \$100**

**NEW!**

(6-21872) Chesapeake & Ohio Offset Hopper 3-Pack #2 \$129.99 **A \$180 VALUE!**



## OPERATING CARS

### Operating Cars

- ✓ Lights, sound, action
- ✓ Die-cast metal trucks and operating couplers (Except page 74)
- ✓ Classic reissues
- ✓ All-new innovative designs
- ✓ Perfect additions to Lionel train sets
- ✓ Minimum Curve: 0-27 (Except where noted)

[6-26810] New York Central Searchlight Car \$32.99




### New York Central Searchlight Car

- ADDITIONAL FEATURES:**
- Illuminated searchlight
  - Manually adjustable light position
  - Length: 11"

### Lionel Lines Derrick Car

- ADDITIONAL FEATURES:**
- Movable boom
  - Operating winch
  - Length: 11"

[6-26813] Lionel Lines Derrick Car \$32.99



[6-26811] Pennsylvania Coal Dump Car \$32.99



### Pennsylvania Coal Dump Car

- ADDITIONAL FEATURES:**
- Dumps coal at the touch of a button (Remote Control track section required)
  - Includes coal load and unloading bin
  - Length: 11"

[6-26812] Santa Fe Log Dump Car \$32.99



### Santa Fe Log Dump Car

- ADDITIONAL FEATURES:**
- Dumps logs at the touch of a button (Remote Control track section required)
  - Includes log load and unloading bin
  - Length: 10"



(6-26814) New York Central Walking Brakeman Car \$62.99

**PLAYS  
"I'VE BEEN  
WORKIN' ON THE  
RAILROAD"**



(6-26815) Pennsylvania "Workin' on the Railroad" Boxcar \$62.99



Includes hobo figure

**New York Central  
Walking Brakeman Car**

**ADDITIONAL FEATURES:**

- Brakeman figure moves back and forth along roofwalk, via track power
- Powerful maintenance-free motor with ON/OFF switch
- Metal frame
- Length: 10 1/2"

**Pennsylvania  
"Workin' on the  
Railroad" Boxcar**

**ADDITIONAL FEATURES:**

- Plays "I've been Working on the Railroad" on harmonica (nine-volt battery required, not included)
- Sprung trucks
- ON/OFF switch
- Opening doors
- Hand-painted hobo figure
- Length: 10 1/2"




(6-26834) Pacific Fruit Express Ice Car \$62.99



See page 108

**REALISTIC  
WHISTLE**



(6-29822) #773W New York Central Tender with Whistle \$62.99

**Pacific Fruit Express  
Ice Car**

**ADDITIONAL FEATURES:**

- Ice is loaded through the roof by the Icing Station
- Sprung trucks
- Metal frame
- 12 ice blocks
- Length: 10 1/2"

**#773W New York  
Central Tender with  
Whistle**

**ADDITIONAL FEATURES:**

- Metal frame
- Operating whistle
- Postwar Celebration Series plaque and packaging
- Length: 9 1/4"



## OPERATING CARS

### Penguin Transport Aquarium Car

#### ADDITIONAL FEATURES:

- Powerful maintenance-free motor with ON/OFF switch
- Interior illumination
- Metal frame
- Length: 10 1/2"

### Archive Collection UPS® Operating Boxcar

#### ADDITIONAL FEATURES:

- On UPS® boxcar, door opens and figure with package moves forward
- Remote Control track section required
- Sprung trucks
- Metal frame
- Length: 10 1/2"

\* UPS, the UPS shield, and the color brown are trademarks of United Parcel Service of America, Inc. used under license.

### M.o.W. Track Cleaning Car

Keep your O gauge mainline spotless with routine maintenance-of-way runs. Pull the track cleaning car behind any O gauge locomotive. Its hefty die-cast metal frame and rotating cleaning sponges get the job done. The first sponge scrubs the track with cleaning fluid, while the second dry sponge soaks up the excess.

#### ADDITIONAL FEATURES:

- Large track cleaning fluid reservoir with ON/OFF flow switch
- Two rotating, replaceable sponges
- Die-cast metal frame and operating couplers
- Metal handrails
- Length: 9"



Colorful graphics



Door opens and figure emerges

(6-26820) Penguin Transport Aquarium Car \$69.99



(6-26827) Archive Collection UPS® Operating Boxcar \$62.99 \*



(6-26835) M.o.W. Track Cleaning Car \$139.99





(6-29806) Weyerhaeuser Log Dump Car \$74.99

**REMOTE CONTROL DUMPING ACTION**



Logs and bin included



**Weyerhaeuser Log Dump Car**

**ADDITIONAL FEATURES:**

- Dump logs at the touch of a button
- Remote Control Track section required
- Includes coal load and unloading bin
- Die-cast metal frame and metal dumping frame
- Length: 9"

(6-29807) Duluth, Missabe & Iron Range Coal Dump Car \$74.99

**REMOTE CONTROL DUMPING ACTION**



Coal and bin included



**Duluth, Missabe & Iron Range Coal Dump Car**

**ADDITIONAL FEATURES:**

- Dump coal at the touch of a button
- Remote Control Track section required
- Includes coal load and unloading bin
- Die-cast metal frame and metal dumping frame
- Length: 9 1/2"

(6-19898) Nestlé® Nesquik® Operating Milk Car \$129.99 \*



Nesquik® Bunny unloads milk cans

**Nestlé® Nesquik® Operating Milk Car\***

**ADDITIONAL FEATURES:**

- Nestlé® Nesquik® Bunny unloads cans onto the platform at the touch of a button
- Remote Control Track section required
- Seven milk cans and bunny figure
- Metal platform
- Length: 11 1/2"

\*Nestlé and Nesquik are trademarks of Société des Produits Nestlé S.A., Vevey, Switzerland and are used with permission.

## OPERATING CARS



(6-26836) Halloween Boxcar with SpookySounds \$104.99



See the Transylvania Railroad locomotive and caboose on page 38

### Halloween Boxcar with SpookySounds

Was that a witch cackling 'round the bend, or the moan of some lost soul? Listen for all of the scariest sounds of the spookiest season. Push the whistle/horn or bell button and hear the werewolf howl or a piercing scream. Create your own ghastly express by adding the SpookySounds Boxcar to your Transylvania Lines 4-4-0 and other Halloween rolling stock.

#### FEATURES:

- SpookySounds including a cackling witch, thunder and lightening, a black cat, heartbeat, evil laugh, howling wind and ghostly moans
- Operator-controlled werewolf howl and screams
- Volume control and ON/OFF switch
- Conventional transformer control
- Die-cast metal trucks and operating couplers
- Metal frame
- Length: 10 1/2"

### Hot Box Reefers

When a wheel bearing overheats it causes the brakeman's nightmare known as a "hot box." These new cars allow you to recreate this red-hot situation. The scenario begins with an irregular sound and a whiff of smoke. Crew dialog keeps you on top of the situation with reports such as "Something's burning!" and "We've got a blazer!" Smoke, lights and screeching intensify until you, the engineer, initiate an emergency stop to let your crew "Cool that spindle."

#### FEATURES:

- Flickering lights, smoke, screeching and crew dialog of a "hot box" emergency
- ON/OFF switch
- Operates on both Command Control and Conventional layouts
- Die-cast metal trucks and operating couplers
- Metal frame
- Length: 10 1/2"



Smoke and flickering lights

(6-29812) Santa Fe Hot Box Reefer \$139.99



(6-29811) Merchant's Despatch Transit Hot Box Reefer \$139.99



**TrainMaster Command Control Crane Cars**

These operating cars bring a new level of action to Command Control railroading. Pull the car into position and run M.o.W. operations anywhere on your layout. Offering full remote control, there's no better time to get into the TrainMaster Command Control system.

**ADDITIONAL FEATURES:**

- **TrainMaster Command Control** operation including 360-degree cab rotation, up and down action of the boom, independent control of the main and auxiliary hooks, independent control of the front and rear work lights, and deployment of all six outriggers
- TMCC Cab-1 Remote Controller and TMCC Command Base required
- Four powerful, maintenance-free motors
- Die-cast metal 6-wheel sprung trucks
- Front and rear **ElectroCouplers**
- Die-cast metal body, frame and boom
- Operating front and rear work lights
- Opening cab doors
- 12 outrigger supports included for use on traditional O gauge, O-27 or FasTrack track
- Minimum Curve: O-31
- Length: 10 3/4"

(6-29804) Union Pacific Command Control Crane Car \$319.99



Total control with TMCC!

(6-29805) Conrail Command Control Crane Car \$319.99



## PASSENGER CARS

### Traditional Passenger Cars

- ✓ Operating couplers—uncouple cars automatically with a remote-control or uncoupling track section
- ✓ Realistic interior illumination
- ✓ Minimum Curve: O-27
- ✓ Perfectly sized to match Lionel Traditional Locomotives

### Southern Streamliners

The sleek art deco-inspired streamliners provide an easy way to add passenger service to any O gauge layout. Each set includes cars with die-cast metal trucks and illuminated interiors.

#### 4-PACK INCLUDES:

- Baggage car, coach, vista dome car, observation car


#### 2-PACK INCLUDES:

- Diner, coach

#### ADDITIONAL FEATURES:

- Die-cast metal trucks and operating couplers
- Authentically detailed interiors
- Flexible diaphragms between cars
- Opening doors
- Length: 4-Pack: 53"  
2-Pack: 26 1/2"  
Single: 13 1/4"

(6-25121) Southern Streamliner 4-Pack \$209.99



See page 87

(6-15554) Pennsylvania Heavyweight 3-Pack \$369.99




See page 40



See page 49

(6-15558) Pennsylvania Heavyweight Add-on Coach \$129.99





**DIE-CAST  
METAL  
TRUCKS**

(6-25126) Southern Streamliner 2-Pack \$119.99



#### Standard O Passenger Cars

- ✓ Die-cast metal sprung trucks for improved tracking, especially through switches
- ✓ Super-detailed with many separately applied parts
- ✓ Detailed interior floor plans with hand-painted figures
- ✓ Realistic interior and exterior lighting
- ✓ Perfectly sized to match **Lionel Standard O Locomotives**

#### Heavyweight Commuter Cars

Pulled behind a BB class electric or E6 4-4-2 steamer, these cars model the workhorse passenger service of the Pennsylvania Railroad and its subsidiaries. Each car includes newly designed 4-wheel sprung trucks.

#### 3-PACK INCLUDES:

- Three heavyweight coaches

#### FEATURES:

- Die-cast metal sprung trucks and operating couplers with hidden uncoupling tab
- Flexible diaphragms between cars
- Opening doors
- Metal frame
- Authentically detailed and painted interior
- Overhead interior lighting with ON/OFF switch
- Passenger and train crew figures
- Length: 3-Pack: 57"  
Single car: 19"



Train crew and passenger figures



Die-cast metal sprung trucks

**American Flyer**

- ✓ S Gauge
- ✓ Operating couplers
- ✓ Classic A.C. Gilbert reissues
- ✓ All-new innovative designs

**Dump Car with Presents**

With the push of a button, drop off Santa's load of Christmas gifts to any designated location on your layout.

**ADDITIONAL FEATURES:**

- Die-cast metal trucks
- Die-cast metal frame
- Operating contactor and ON/OFF button included
- Five-piece present load and unloading bin included
- At the push of a button, car unloads presents into bin
- Length: 7 7/16"

**2005 Holiday Boxcar**

**ADDITIONAL FEATURES:**

- Die-cast metal trucks
- Metal frame
- Opening doors
- Length: 8 3/8"

(6-49025) Dump Car with Presents \$74.99



**NEW!**

**AMERICAN FLYER**

Production drawing shown

**NEW!**



(6-48359) 2005 Holiday Boxcar \$52.99



**NEW!**

**Union Pacific 4-8-4 Northern**

In 1937, the Union Pacific received its first 4-8-4 Northern locomotives. Designated FEE, the steamers quickly became legendary fast freight haulers on the vast western system. First modeled by American Flyer as #332 in 1946, the Northern became a hit on S gauge rails as well. Now, over half a century later, an updated version of this classic locomotive speeds down the American Flyer mainline. Using many of the original tooling dies, the 4-8-4 Northern is constructed almost entirely of die-cast metal. This new reissue also includes the RailSounds sound system complete with whistle, bell and synchronized chuffing features. For operators who prefer a more traditional effect, the RailSounds sound system can be shut off revealing the rhythmic Choo-Choo sound of the mechanical puffing smoke unit.

**FEATURES:**

- Transformer controlled forward, neutral and reverse operation
- **RailSounds** sound system with steam sounds, synchronized chuffing, crew announcement, brake squeal, whistle and bell
- Powerful maintenance-free motor with momentum flywheel
- Operating headlight
- Die-cast metal locomotive body, frame, pilot and trucks
- Traction tires
- Puffing smoke unit with Choo-Choo sound
- Die-cast metal tender body, frame and trucks
- Length: 15 3/4"



(6-48047) Union Pacific 4-8-4 Northern \$449.99









## *Welcome to the Lionel 2006 Preview*

From high-tech innovations to never-before-reissued Postwar classics, there's something for every O gauge railroader along the Lionel mainline. The popular L2A Mohawk and new late-version Southern PS-4 speed down the high iron equipped with the latest RailSounds 5.0 sound system including the most realistic DynaChuff system available. The Standard O diesel roster continues to expand with diesels such as the GP30, available in both powered and non-powered versions for easy and affordable double-heading. The TMCC Crane Car is back in Chessie System livery along with a matching boom car featuring sound effects perfectly synchronized to the action. Postwar Celebration Series fans have more exciting choices to look forward to, especially Space and Military favorites like the #3666 Minuteman Car with Cannon. And that's just a start! Now turn the page and enjoy your glimpse of 2006.

## 2006 TRADITIONAL LOCOMOTIVES

### RS-3, GP20 and GP9 diesel locomotives

Beef up your diesel fleet with these new freight growlers ready for action in 2006. Each includes a powerful horn and dual operating couplers. The GP20 and GP9 both offer the added strength of a metal frame and handrails. The classic GP9 provides extra pulling power with dual motors and die-cast metal trucks. A matching caboose is available for each livery.

#### FEATURES:

- Transformer controlled forward, neutral and reverse operation
- Electronic diesel horn
- Operating headlights
- Front and rear operating couplers
- Powerful maintenance-free motor
- Traction tires
- Interior illumination
- Engineer and fireman figures
- Minimum Curve: 0-27
- Length: RS-3: 14 1/2"
- GP20: 10 3/4"
- GP9: 10 3/4"

#### GP20 ADDITIONAL FEATURES:

- Metal frame and handrails

#### GP9 ADDITIONAL FEATURES:

- Dual powerful maintenance-free motors
- Die-cast metal trucks and fuel tank
- Metal frame

### Caboose

#### FEATURES:

- Die-cast metal trucks and operating couplers
- Metal frame, ladders, toolboxes and smokestack

- Interior illumination
- Minimum Curve: 0-27
- Length: 7 1/4"

### Milwaukee Road Snowplow

Keep your mainline clear with this classic motorized unit. Painted in bold Milwaukee Road colors, this snowplow features the legendary power of a genuine Pullmor motor.

#### FEATURES:

- Transformer controlled forward, neutral and reverse operation
- Powerful Pullmor motor
- Operating headlight
- Operating coupler on rear of unit
- Traction tire
- Die-cast metal frame
- Minimum Curve: 0-27
- Length: 7 3/4"

(6-28413) Milwaukee Road Snowplow \$209.99



**PULLMOR  
POWERED!**

**NEW!**

(6-28864) Union Pacific RS-3 \$84.99

**NEW!**



(6-36565) Union Pacific Caboose \$47.99



(6-28866) New York Central GP20 \$139.99

**NEW!**

**METAL  
FRAME**



(6-36566) New York Central Caboose \$47.99



**NEW!**

(6-28865) Great Northern GP9 \$209.99

**NEW!**



(6-36567) Great Northern Caboose \$47.99

**DIE-CAST  
METAL  
TRUCKS**



**NEW!**

**Lionel Lines 2-8-4 Berkshire with TMCC**

Take your ready-to-run train set or conventionally controlled layout to the next level with this affordable TMCC-equipped Berkshire locomotive. With a TMCC Command Base and CAB-1 Remote Controller (Sold separately), all it takes is a one-wire connection to get started with the TrainMaster Command Control system. Fire the rear coupler, trigger announcements and even blow the whistle with the freedom of walk-a-round remote control.

**FEATURES:**

- **TrainMaster Command Control** equipped—able to run in Command Control Mode or in Conventional Control Mode
- **RailSounds** sound system with **CrewTalk** communication, **TowerCom** announcements and **DynaChuff** synchronized chuffing
- Operating headlight
- **ElectroCoupler** on rear of tender
- Powerful maintenance-free motor with momentum flywheel
- Traction tires
- Puffing smoke unit
- Die-cast metal locomotive body, frame and trucks
- Die-cast metal tender body and trucks with a metal frame
- Engineer and fireman figures
- Minimum Curve: 0-27
- Length: 19"

**Southern FT**

Add GM diesel power to your roster with this new FT in the distinctive green and gold of the Southern Railway. The Southern FT includes the realistic, conventionally controlled TrainSounds sound system. Matching streamliner cars are available on page 80.

**FEATURES:**

- Transformer controlled forward, neutral and reverse operation
- Electronic diesel horn
- Operating headlight
- Front operating coupler

- Dual powerful maintenance-free motors
- Traction tires
- Die-cast metal trucks, pilot and fuel tank
- Metal frame
- Lighted cab interior
- Engineer and fireman figures
- Minimum Curve: 0-27
- Length: 12 3/4"

**MATCHING  
CARS ON  
PAGE 80**

{6-34501} Southern FT Diesel Locomotive \$229.99



{6-11101} Lionel Lines 2-8-4 Berkshire with TMCC \$349.99





**Southern PS-4 Steam Locomotive**

In their striking green and gold livery, the Southern PS-4 remains one of the most beautiful steam locomotives to ever ride the rails. First delivered in the mid-1920s, the colorful Pacific-types were inspired by English steamers of the era. With their 73" drivers and 4-6-2 wheel configuration the PS-4's hauled the Southern's signature passenger varnish to speeds up to 80 miles per hour.

Available separately for the first time, this new scale-sized locomotive includes many distinguishing details and upgraded features. Complete with a brakeman's stand and Walschaerts valve gear, the Lionel model portrays the PS-4 as she would have looked in the late 1930s through 1940s. Now equipped with the RailSounds 5.0 sound system, the Lionel PS-4 also features a new DynaChuff synchronized chuffing effect with a rate of four chuffs per revolution.



**NEW!**

(6-11103) Southern PS-4 #1403 \$999.99

*RailSounds*<sup>®</sup>  
5.0





Opening cab roof hatch



Flickering fire box and painted valves in cab



New brakeman's stand

LOOK FOR  
MATCHING CARS  
IN 2006

FOUR  
CHUFFS PER  
REVOLUTION

### FEATURES:

- **NEW** Separately applied details include whistle rod, bell cord, brakeman's stand and Walschaerts valve gear
- **NEW** Realistic separately applied coal load
- **NEW** Synchronized smoke unit with adjustable smoke output
- **TrainMaster Command Control** equipped—able to run in Command Control Mode or in Conventional Transformer Control Mode
- **Odyssey System** for speed control with ON/OFF switch
- **NEW RailSounds 5.0** sound system with custom recorded effects including:
  - Multi-part **CrewTalk** dialog and **TowerCom** announcements to create realistic operating scenarios from pulling out of the yard to initiating an emergency stop
  - Realistic operator-controlled effects, including the water injector, activated by the CAB-1 Remote Controller
- **ALL-NEW prototypical four chuffs per revolution**
- DynaChuff synchronized chuffing that shifts through 15 levels of intensity as the locomotive gains speed
- Simulate the locomotive running light or battling against a heavy load by manually

- adjusting the DynaChuff intensity with CAB-1 commands
- **MultiWhistle** effect simulates blows at different steam pressures, long and short attacks, and even extra quilling with each press of the whistle button
- Independently adjustable volume control—use the CAB-1 Remote Controller to lower the level of background effects such as chuffing while keeping operator-controlled effects such as the whistle at full volume
- Many operator-controlled effects including CrewTalk dialog and TowerCom announcements are accessible using only a conventional transformer
- **FatBoy** speaker for the ultimate in sound reproduction
- High-torque Pittman™ motor with momentum flywheel
- **Wireless Tether** connection between locomotive and tender
- Operating headlight and classification lights

- Die-cast metal locomotive body, frame and trucks
- Scale front coupler with interchangeable O gauge coupler for double-heading
- **ElectroCoupler** on rear of tender
- Traction tires
- Separately applied metal details
- Accurate separately applied builder's plates
- Opening cab roof hatch
- Illuminated cab interior with painted valve handles
- **Variable ashpan glow**
- **Flickering firebox in cab**
- Cab window glass
- Engineer and fireman figures
- Die-cast metal tender body and trucks
- Opening tender water hatch reveal easy-to-access RailSounds controls
- Minimum Curve: O-54
- Length: 23 1/2"

NEW EXTENDED  
COAL BUNKER





## New York Central L-2A Mohawk

By the 1920s, rolling stock became heavier as freight schedules became tighter. The New York Central Railroad turned to the American Locomotive Company to build a 4-8-2 freight locomotive that could run at near passenger service speeds. They were an instant success and given the name Mohawk in honor of the river that ran along the NYC mainline. In 1925, ALCo delivered an improved version, the L-2. This class would prove the most numerous fleet of Mohawks, running throughout the NYC system until the 1950s. Producing 72,700 pounds of tractive effort and 3,320 horsepower, the L-2A was equally at home leading long coal drags or speeding down the mainline with a fast freight consist. This new Lionel model portrays L-2A #2770 in the last half of her career dressed in the "blade" lettering style of modern New York Central steam power.

Upgraded with the latest RailSounds 5.0 sound system, the L-2A includes the most realistic four chuffs per revolution effect in O gauge. Listen to the intensity and cadence of the chuffs prototypically change as the locomotive gains speed. It also features an improved synchronized smoke unit with new variable smoke output. Choose between light, medium or heavy smoke using a simple CAB-1 command.

{6-11105} New York Central L-2A Mohawk \$1099.99

**NEW!**

**FOUR  
CHUFFS PER  
REVOLUTION!**



### FEATURES:

- **TrainMaster Command Control** equipped—able to run in Command Control Mode or in Conventional Transformer Control Mode
- **Odyssey System** for speed control with ON/OFF switch
- **New RailSounds 5.0** sound system with custom recorded effects including:
  - Multi-part **CrewTalk** dialog and **TowerCom** announcements to create realistic operating scenarios from pulling out of the yard to initiating an emergency stop, in both conventional and command control environments
  - Realistic operator-controlled effects, including the water injector, activated by the CAB-1 Remote Controller
  - **All-new prototypical four chuffs per revolution**
  - **DynaChuff** synchronized chuffing that shifts through 15 levels of intensity as the locomotive gains speed
  - Simulate the locomotive running light or battling against a heavy load by manually adjusting the DynaChuff intensity with CAB-1 commands
  - **MultiWhistle** effect simulates blows at different steam pressures, long and short attacks, and even extra quilling with each press of the whistle button
  - Independently adjustable volume control—use the CAB-1 Remote Controller to lower the level of background effects such as chuffing while keeping operator-controlled effects such as the whistle at full volume

- **FatBoy** speaker for the ultimate in sound reproduction
- High-torque **Pittman**™ motor with momentum flywheel
- **Wireless Tether** connection between locomotive and tender
- Directional lighting including operating headlight and back-up light
- Illuminated classification and marker lights
- Die-cast metal locomotive body, frame and trucks
- Scale front coupler with interchangeable O gauge coupler for double-heading
- **ElectroCoupler** on rear of tender
- Traction tires
- Synchronized fan-driven smoke unit with adjustable smoke output
- Separately applied metal details
- Accurate separately applied builder's plates
- Opening cab roof hatches

- Illuminated cab interior
- **Variable ashpan glow**
- **Flickering firebox in cab**
- Cab window glass
- Engineer and fireman figures
- Die-cast metal tender body and trucks
- Realistic separately applied coal load
- Opening tender water hatch reveals easy-to-access RailSounds controls
- Minimum Curve: O-54
- Length: 25 1/2"

**RailSounds**<sup>®</sup>  
5.0



Separately applied coal



## 2006 STANDARD O DIESEL LOCOMOTIVES

### GP30 Diesel Locomotives

Although first built in the early 1960s, many GP30's still ran on the high iron in the modern diesel era. New for 2006, Lionel GP30 diesels now come fully equipped with the RailSounds 5.0 sound system for even more realism. Each of these workhorses include prototypical detailing specific to each roadname. Matching non-powered units are also available for easy double-heading.

### U30C and U33C Diesel Locomotives

Scale-sized Lionel U-boats are back in two new road names and featuring the all-new RailSounds 5.0 sound system. Both the Southern Pacific and the Chicago & North Western relied on the proven power of these General Electric workhorses. The SP had the largest fleet of U33C's in the country. Both Lionel models offer prototypical decoration and detailing. A matching non-powered unit is available in each livery.

#### POWERED UNIT FEATURES:

- **TrainMaster Command Control** equipped—able to run in Command Control Mode or in Conventional Transformer Control Mode
- **RailSounds 5.0** sound system with new intelligible **CrewTalk** dialog, more **TowerCom** announcements and eight diesel RPM levels
- **Odyssey System** for speed control with ON/OFF switch
- Directional lighting including LED headlights
- Operating marker lights
- Front and rear **ElectroCouplers**
- Dual powerful maintenance-free motors with momentum flywheels
- **Magne-Traction** track gripping system
- Traction tires
- Fan-driven smoke system
- Die-cast metal trucks, pilots and fuel tank
- Metal frame
- Separately applied metal details
- Illuminated number boards
- Illuminated cab interior
- Flashing strobe light on UP version

#### NON-POWERED FEATURES:

- Die-cast metal trucks, pilots and fuel tank
- Front and rear operating couplers

- Minimum Curve: O-31
- Length: GP30: 14 1/4"  
U30/U33: 17 1/2"



Available in powered and non-powered versions

(6-28860) Union Pacific GP30 \$399.99



(6-28861) Union Pacific GP30 non-powered \$149.99



(6-28862) CSX GP30 \$399.99



(6-28863) CSX GP30 non-powered \$149.99





[6-28241] Chicago & North Western U30C \$454.99

**NEW!**



*RailSounds*  
5.0

[6-28253] Chicago & North Western U30C non-powered \$159.99



**NEW!**

[6-28242] Southern Pacific U33C \$454.99

**NEW!**



[6-28252] Southern Pacific U33C non-powered \$159.99



**NEW!**

**Traditional Rolling Stock**

- ✓ Operating knuckle couplers
- ✓ Colorful paint schemes
- ✓ Officially licensed cars
- ✓ Collectible series
- ✓ Perfect additions to Lionel train sets
- ✓ Perfectly sized to match **Lionel Traditional** and **LionMaster Locomotives**
- ✓ Minimum Curve: 0-27 (Except where noted)

**I Love Boxcars**

**ADDITIONAL FEATURES:**

- Die-cast metal sprung trucks and operating couplers
- Metal frame
- Opening doors
- Length 10 1/2"

**LAST OF THE SERIES!**

(6-29934) I Love Hawaii Boxcar \$44.99



**NEW!**

(6-29932) I Love Oklahoma Boxcar \$44.99



**NEW!**

(6-29935) I Love Alaska Boxcar \$44.99



**NEW!**

(6-29933) I Love New Mexico Boxcar \$44.99



**NEW!**

(6-29936) I Love Wyoming Boxcar \$44.99



**NEW!**

(6-19572) #6672 New York Central Reefer \$44.99



**NEW!**

(6-29719) #6427 Santa Fe Caboose \$47.99



**NEW!**

**ARCHIVE COLLECTION**

Each piece of rolling stock in this series represents an idea that once reached the design phase, but never left the drawing board...until now.

**#6427 Santa Fe Caboose**

**ADDITIONAL FEATURES:**


- Die-cast metal trucks and operating couplers
- Metal frame
- Interior illumination
- Length: 7 3/4"

**#6672 New York Central Reefer**

**ADDITIONAL FEATURES:**

- Die-cast metal sprung trucks and operating couplers
- Opening doors
- Sliding metal door reveals control panel
- Length: 11 1/4"

(6-39273) #6464 Boxcar 3-Pack \$119.99



**NEW!**

**#6464 Boxcar 3-Pack**

**3-PACK INCLUDES:**

#6464 Northern Pacific, #6464-25 U.S Air Force, #6464-660 Lily-Tulip Cup

**ADDITIONAL FEATURES:**

- Die-cast metal sprung trucks and operating couplers
- Opening doors
- Metal frames
- Length: 10 1/2" each



**POSTWAR CELEBRATION SERIES**

Designed from original tooling, Postwar Celebration Series rolling stock provides accurate reissues of favorites from the golden age of O gauge.

(6-29613) #6463 Rocket Fuel Tank Car \$44.99




**NEW!**

**#6463 Rocket Fuel Tank Car**

**ADDITIONAL FEATURES:**

- Die-cast metal sprung trucks and operating couplers
- Metal frame
- Postwar Celebration Series plaque and packaging
- Length: 10"

(6-29718) #6419-100 Norfolk & Western Work Caboose \$47.99



**NEW!**

**#6419 Norfolk & Western Work Caboose**

**ADDITIONAL FEATURES:**

- Die-cast metal trucks and operating couplers
- Interior illumination
- Die-cast metal frame
- Metal handrails, ladder and smokestack
- Postwar Celebration Series plaque and packaging
- Length: 9"

(6-29849) #2460 Lionel Lines Crane Car \$59.99



**NEW!**

**#2460 Lionel Lines Crane Car**

**ADDITIONAL FEATURES:**

- Manual rotating cab
- Manual operating boom and hook
- Die-cast metal 6-wheel trucks and operating couplers
- Postwar Celebration Series plaque and packaging
- Length: 8"

(6-29839) #6512 Cherry Picker Car \$62.99



Astronaut included



**#6512 Cherry Picker Car**


**ADDITIONAL FEATURES:**

- Die-cast metal sprung trucks and operating couplers
- Swiveling astronaut figure included
- Manually operating cranks to extend and raise boom
- Postwar Celebration Series plaque and packaging
- Length: 11"



**NEW!**

(6-29829) #6805 Radioactive Waste Car \$69.99



**#6805 Radioactive Waste Car**

**ADDITIONAL FEATURES:**

- Die-cast metal trucks and operating couplers
- Blinking lights in containers
- Postwar Celebration Series plaque and packaging
- Length: 11"



**NEW!**

(6-29827) #3419 Lionel Lines Helicopter Launching Car \$69.99



**#3419 Lionel Lines Helicopter Launching Car**

**ADDITIONAL FEATURES:**

- Die-cast metal sprung trucks and operating couplers
- Launching helicopter included
- Postwar Celebration Series plaque and packaging
- Length: 11"



**NEW!**

(6-29828) #3666 Minuteman Car with Cannon \$69.99



Roof opens and cannon shoots

**#3666 Minuteman Car with Cannon**

**ADDITIONAL FEATURES:**

- Die-cast metal sprung trucks and operating couplers
- Metal frame
- Five wooden cannon missiles included
- Remote Control track section required
- Postwar Celebration Series plaque and packaging
- Length: 10 1/2"



**NEW!**

# 2006 STANDARD O ROLLING STOCK

## Standard O Rolling Stock

- ✓ Die-cast metal sprung trucks for improved tracking, especially through switches
- ✓ Operating couplers—uncouple cars automatically with a remote-control or uncoupling track section
- ✓ Scale proportions
- ✓ Super-detailed with many separately-applied metal parts
- ✓ Prototypical paint schemes
- ✓ Minimum Curve: O-31 (Except where noted)
- ✓ Perfectly sized to match **Lionel Standard O Locomotives**

## ACF 40-Ton Stock Cars

### ADDITIONAL FEATURES:

- Hidden uncoupling tabs
- Die-cast metal frame
- Metal underframe details
- Opening doors
- Four hand-painted cattle figures included
- Length: 11 1/2"



(6-17711) Chesapeake & Ohio \$59.99



**NEW!**

**INCLUDES  
FOUR REMOVEABLE  
COW FIGURES**

## PS-2 2-Bay Covered Hoppers

### ADDITIONAL FEATURES:

- Hidden uncoupling tabs
- Rotating bearing caps on trucks of Missouri-Kansas-Texas
- Die-cast metal ends and center sill
- Opening roof hatches
- Length: 10 1/4"



Die-cast metal end platforms

(6-17063) Santa Fe \$54.99



**NEW!**

(6-17064) Missouri-Kansas-Texas \$54.99



(6-11878) Santa Fe 3-Pack \$124.99



**NEW!**

(6-11879) Missouri-Kansas-Texas 3-Pack \$124.99



Road number(s):

(6-17063) = 82297

(6-11878) = 82298, 82299, 82300

**BUY 3-PACK  
AND SAVE \$40**

Road number(s):

(6-17064) = 1311

(6-11879) = 1312, 1313, 1314

**ROTATING  
BEARING CAPS  
ON M-K-T**

(6-17712) Norfolk and Western \$59.99



**NEW!**

(6-17713) Missouri-Kansas-Texas \$59.99



**NEW!**

**NEW!**

(6-17065) Boraxo\* \$54.99



**NEW!**

(6-11880) Boraxo\* 3-Pack \$124.99



**NEW!**

Road number(s):  
 (6-17065) = 31062  
 (6-11880) = 31063, 31064, 31065

**ALL 3-PACKS HAVE SEQUENTIALLY NUMBERED CARS**

\* BORAXO® Licensed from Dial Brands, Inc.

**NEW!**

(6-17066) Pennsylvania \$54.99



(6-11881) Pennsylvania 3-Pack \$124.99



**NEW!**

Road number(s):  
 (6-17066) = 256177  
 (6-11881) = 256178, 256179, 256180

**SAVE \$40!**

## 2006 STANDARD O ROLLING STOCK

### PS-1 Boxcars

#### ADDITIONAL FEATURES:

- All-new 6' Youngstown doors on Rock Island and Erie-Lackawanna
- All-new 8' Youngstown doors on Chessie System and Frisco
- Hidden uncoupling tabs
- Metal underframe details
- Opening doors
- Box loads included
- Length: 11 1/4"

**ALL-NEW  
YOUNGSTOWN  
DOOR  
VERSIONS!**

(6-27214) Chessie System \$59.99



**NEW!**

(6-27215) Rock Island \$59.99



**NEW!**

### New York Central Commuter Coaches

Beginning in the early 1950s, the New York Central painted some of its commuter coaches in a distinctive 2-tone gray paint scheme. These new cars are the perfect complement to the S-2 electric locomotive.

#### 3-PACK INCLUDES:

- Three heavyweight coaches

#### FEATURES:

- Die-cast metal sprung 4-wheel trucks and operating couplers with hidden uncoupling tab

- Flexible diaphragms between cars
- Opening doors
- Authentically detailed and painted interior
- Overhead interior lighting with ON/OFF switch
- Passenger and train crew figures
- Minimum Curve: 0-54
- Length: 3-Pack: 57"  
Single car: 19"



See page 50

(6-15577) New York Central Heavyweight 3-Pack \$369.99





(6-27216) Erie-Lackawanna \$59.99



**NEW!**

(6-27217) Frisco \$59.99



**NEW!**



Opening doors reveal box load inside

(6-15581) New York Central Heavyweight Add-on Coach \$129.99



**NEW!**

**NEW!**



## Chessie System Command Control Crane Car

Pull this die-cast metal workhorse into place and take complete command of M.O.W. operations anywhere on your layout. Equipped with the TrainMaster Command Control system, this new crane car offers full remote control operation from the boom to the hooks to the outriggers. Add the matching boom car for one of the most realistic experiences in O gauge.

### ADDITIONAL FEATURES:

- **TrainMaster Command Control** operation including 360 degree cab rotation, up and down action of the boom, independent control of the main and auxiliary hooks, independent control of the front and rear work lights and deployment of all six outriggers
- TMCC CAB-1 Remote Controller and TMCC Command Base required
- Four powerful, maintenance-free motors
- Die-cast metal six-wheel sprung trucks
- Front and rear **ElectroCouplers**
- Die-cast metal body, frame and boom
- Operating front and rear work lights
- Opening cab doors
- 12 outrigger supports included for use on traditional O gauge, O-27 or FasTrack track
- Minimum Curve: O-31
- Length: 10 3/4"



Operating front and rear work lights



Remotely deployed outriggers and front and rear ElectroCouplers



Independently operating boom



Die-cast metal 6-wheel sprung and equalized trucks

## Chessie System Command Control Boom Car

Add this matching boom car to take command control railroading to a whole new level. Listen as the diesel engine sputters and comes to life. Turn the cab or lower the hook and hear the gears or winch engage. Deploy the outriggers and hear the sounds of steel girders snapping into place. Each effect is synchronized to the action of the crane car. Listen as the crane operator takes directions from his foreman who sometimes just shouts a cautionary reminder of "Safety First!"

### ADDITIONAL FEATURES:

- **TrainMaster Command Control** equipped
- **RailSounds** sound system including diesel engine revving, air horn, couplers and multi-part crew/foreman dialog
- Synchronized boom, winch and outrigger effects
- Special start-up and shut down sequences
- Die-cast metal trucks and operating couplers
- Die-cast metal flatcar
- Wood flatcar deck
- Metal underframe details
- Minimum Curve: O-31
- Length: 11 1/4"



Real wood deck

(6-29833) Chessie System Command Control Boom Car \$209.99




**NEW!**

(6-29832) Chessie System Command Control Crane Car \$319.99



Create your own work train



Independent control of main and auxiliary hooks



**NEW!**

## OPERATING ACCESSORIES

### Station Platform

**FEATURES:**

- Dimensions: 12" x 3 3/8" x 5"
- (6-24190) \$13.99

### Illuminated Station Platform

**FEATURES:**

- Includes two frosted light bulbs
- Dimensions: 12" x 3 3/8" x 5"

(6-24159) \$29.99

### Amtrak Shelter

A common sight to contemporary train travelers, this utilitarian structure became Amtrak's solution to the expensive, traditional passenger stations that it had inherited from various railroads.

**FEATURES:**

- Interior lighting
- Two figures
- Dimensions: 5" x 2 1/2" x 2"

(6-34102) \$24.99



Detailed interior with figures

### Speeder Shed

This realistically weathered structure was designed to fit over the track at the end of your spur. The swinging doors open wide enough to accommodate a Lionel Railroad Speeder (Sold separately).

**FEATURES:**

- Two opening doors
- Lighted interior
- Weathered finish
- Compatible with all Lionel track systems
- Dimensions: 5" x 4 1/2" x 5 1/8"

(6-34163) \$29.99



See page 54



Speeder sold separately



**Sunoco® Industrial Tank**

Inspired by real oil and gas industries whose fields are filled with vast "highways" of connected tanks, you can replicate a large Tank Town of your own with this new Industrial Tank. With metal connecting walkways included, it's easy to start building an impressive field.

**FEATURES:**

- Metal platform and walkways
- Operating industrial lamp
- Conveniently connects to multiple tanks for building large fields
- Dimensions: 4" x 7" x 3 1/2"

(6-14225) \$69.99

**SHIPS  
2006**

**NEW!**



**Burning Switch Tower**

There's an emergency in Lionelville, and you will have to act quickly to save the day! The switch tower is on fire, and there is little time to waste. Watch as the occupants scurry to escape and douse the flames. Up on the balcony, a man is waving for help while up and down the stairs runs his friend with a water bucket, trying to quell the raging inferno. With your help, all will be fine.


**FEATURES:**

- Figure descends on the stairs
- Figure emerges from the building
- Operating smoke unit with fluid included
- Flickering interior illumination
- Dimensions: 6 1/2" x 5" x 7 3/4"

(6-14201) \$69.99

**SMOKE  
AND  
LIGHTS!**






**Operating Lumberjacks**

Working by hand, these lumberjacks push and pull the saw back and forth through the log. This compact operating accessory can fit on just about any layout.

**FEATURES:**

- Two animated lumberjack figures operate a two-man saw
  - Dimensions: 4 1/2" diameter x 3" high
- (6-34192) \$59.99



Rear view of building



Detailed interior

**Train Orders Building**


As engineers pass the Train Orders Building, they keep an eye on the signal arms. When the arms are raised, they know to reach for their orders, which are passed up to the cab on the end of a pole. Passing trains automatically trigger the action of the signal arms and the figure.

**FEATURES:**

- Passing trains automatically cause the figure to emerge from the structure and the signal arms to raise
- Building with illuminated interior
- Industrial lamppost illuminates the platform
- 153C Contactor included
- Compatible with the 153IR Controller or Insulated Track Section
- Dimensions: 6 1/2" x 6 1/2" x 6 1/2"

(6-14166) \$69.99

**GLOWING TORCH**



Six separate animations



**Track Gang**

Working hard to keep the track in good condition, these gandy dancers just won't quit. Six animated figures use a jackhammer, illuminated welding torch, shovels and pry bars.

**FEATURES:**

- Six separate animations
- Eight hand-painted figures
- Flickering LED simulates a welder's torch
- Dimensions: 8" x 2 1/2"

(6-24105) \$89.99

**Scrap Yard**

This tired diesel locomotive has reached the end of the line. These busy workers are scrapping the locomotive. Watch as they lift away the seat, remove the number board, and cut through the side.

**FEATURES:**

- Four animations
- Seven hand-painted figures
- Flickering LED simulates a welder's torch
- Dimensions: 8 1/4" x 7 1/2" 3 1/4"


(6-34144) \$99.99

Rear view



**GLOWING TORCH**

Four separate animations including glowing torch



## OPERATING ACCESSORIES



Ice Car included



Add the PFE Ice Car on page 75



### Icing Station

Keeping perishable freight cool was a tough job before the days of mechanical refrigeration. Watch as the figure unloads the blocks of ice from the platform. Position the ice car at the platform, and load it up with the press of a button.

#### FEATURES:

- Ice is loaded into the house, then sent down the chute
- Includes one operating ice car
- Metal base
- 10 ice cubes
- Dimensions: 11" x 4" x 8"

(6-24174) \$99.99

The Ice Car is in position




### #38 Water Tower

Push the button on the remote control, and the waterspout lowers, ready to "empty" its contents. Inside the tower, you see the water level lowering.

#### FEATURES:

- Water level inside tower appears to lower when button on controller is pushed and spout lowers
- Die-cast metal base
- Dimensions: 6" x 6" x 10 1/8"

(6-14202) \$139.99



Watch the water level lower inside the tank





**U. S. Steel Gantry Crane**

The U. S. Steel Gantry Crane features traditional controller operations. A Lionel favorite, this interactive accessory allows you to rotate the cab, raise and lower the hook and boom, and activate the magnet.

**FEATURES:**

- Rotate the cab, operate the magnet, and raise and lower the boom using the controller
- Die-cast metal platform
- Conventional remote controller
- Dimensions: 13" x 5" x 5 1/8"

(6-14209) \$179.99

Cars not included

**NEW  
LOWER  
PRICE!**



**TMCC  
EQUIPPED!**

**AMC/ARC Log Loader**

The classic Log Loader accessory is upgraded for TrainMaster Command Control operation. While the accessory features traditional controller operations in the conventional environment, you get variable speed and fine control of each action using your CAB-1 Remote Controller (sold separately). With the built-in AMC, you are able to start the conveyor, adjust the lights and operate the dumping mechanism on the Log Loader. The ARC allows you to record and play back the accessory's animated sequences.

**FEATURES:**

- TrainMaster Command Control system equipped TMCC CAB-1 Remote Controller and TMCC Command Base required for TMCC operation (not included)
- Built-in ARC and AMC
- Operate the chain conveyor, drop the unloading stakes, and dim or brighten the lights with variable speed and fine control using your CAB-1 Remote Controller
- Record entire animated sequences and play them back over and over with your CAB-1 Remote Controller
- Die-cast metal roof supports
- Conventional remote controller
- Dimensions: 10 7/8" x 10 5/8" x 9 1/8"

(6-24115) \$139.99



### Ring Toss Midway Game

Desperate to get a ring around the neck of a bottle, this gallant gentleman is ready to play until his girlfriend is rewarded with a prize.

#### FEATURES:

- Three hand-painted figures
- Interior illumination
- Dimensions: 4" x 2" x 3"

(6-34158) \$19.99



### Camel Race Midway Game

Step right up and try your luck! The carnival attendant watches the couple aim for the holes to propel their camel to victory.

#### FEATURES:

- Three hand-painted figures
- Interior illumination
- Dimensions: 4" x 2" x 3"

(6-34159) \$19.99



Colorful, hand-painted details



### Carousel

With bold decoration, the celebrated Lionel Carousel is always a favorite on the midway! Watch as the detailed horses and figures travel around the carousel, going up and down to the beat of authentic carnival calliope music.

#### FEATURES:

- Floor rotates and horses go up and down as they travel around the carousel
- Interior illumination
- Illumination on carousel top
- Calliope music
- 12 painted horses
- Nine children figures
- Dimensions: Base 9 3/4" diameter  
Height: 8"

(6-34190) \$299.99

**Milk Bottle Toss Midway Game**

With a little luck, a prize is just one toss away! The Milk Bottle Game is a favorite at the carnival.

**FEATURES:**

- Three hand-painted figures
  - Interior illumination
  - Dimensions: 4" x 2" x 3"
- (6-14230) \$19.99

**SHIPS  
2006**

**NEW!**



**NEW!**

**COTTON CANDY**

**SHIPS  
2006**

**Cotton Candy Midway Booth**

Cotton candy is the perfect treat at the carnival.

**FEATURES:**

- Three hand-painted figures
  - Interior illumination
  - Dimensions: 4" x 2" x 3"
- (6-14231) \$19.99



Includes hand-painted figures



**NEW!**

**Lionel Amusement Park Swing Ride**

Watch as this popular ride slowly builds in speed, thrilling its riders as the seats swing further out. Exterior lights and cheerful carnival music highlight the action.

**FEATURES:**

- Powerful maintenance-free motor
- Cycle-controlled variable speed
- Exterior lights
- Authentic carnival music
- Colorful, carnival-inspired graphics
- Hand-painted figures
- ON/OFF controls for sound, lights and motion
- Dimensions:

11" diameter x 12 1/2" height

(6-14203) \$229.99

**LIGHTS AND SOUND!**



Riders swing out as the ride goes faster and faster



## HISTORIC LAYOUT SERIES

Introduced in 2003, the **Historic Layout Series** has quickly become a favorite of Lionel collectors and operators alike. The accessories on these pages are inspired by two renowned model railroading attractions both located in Pennsylvania—the Miniature Village & Railroad of the Carnegie Science Center in Pittsburgh and the Choo-Choo Barn Traintown, U.S.A. in Lancaster County.



These realistic animations are just some of the more than one hundred original mechanized details waiting to be discovered on Carnegie Science Center's Miniature Railroad & Village, Pittsburgh, Pennsylvania. Discover more at: [www.MinatureRailroad.org](http://www.MinatureRailroad.org) or call the Carnegie Science Center at 412.237.3400 for information on the operational schedule for the one and only Miniature Railroad & Village exhibition!



### The Reading Room

Quiet moments with a good read are timeless. Here, in an era before indoor plumbing, our multi-tasking fella enjoys the solitude of nature and a new catalog!

#### FEATURES:

- Door opens and figure raises his newspaper
  - Dimensions: 6" diameter
- (6-34150) \$69.99



**REAL BELL SOUND**



### Test O' Strength

Watch as the figure swings the hammer, launching the weight towards the top of the tower. Listen for the weight to hit the bell.

#### FEATURES:

- Animated figure strikes the board
- Chasing carnival lights
- Three hand-painted figures
- Bell sound
- Dimensions: 6" x 6 1/4" tall

(6-24161) \$69.99



**Sly fox retreats just in time**



### Sly Fox & The Hunter

Our sly fox always outsmarts the patient hunter! Watch as the fearless woodsman sets his sights only to be outwitted again as Sly Fox takes refuge inside his cozy den. Creatures of the woodlands have nothing to fear from this bumbling hunter.

#### FEATURES:

- Fox emerges from his den, hunter begins to take aim, and fox retreats just in time
- Dimensions: 6 1/4" x 10 3/8"

(6-34149) \$79.99



**TAKE YOUR LAYOUT TO NEW HEIGHTS!**

**Hot Air Balloon Ride**

Each afternoon many tiny passengers gather at the airfield to board the hot air balloon sunset tour of the Miniature Railroad & Village® river valley. As the colorful aerostat ascends above the valley before gliding over the river and out of sight, we can hear the call "Hey, I can see my house!" Imagine what the scene below would be as you glide over your own miniature world.

Mounted to two pulleys that you install in your ceiling, these balloons rise and fall in unison over your layout. The main balloon is attached to a line from the launch base. Set the height you want the balloon to travel up to the first pulley. The second balloon is attached with extra line, and the line is threaded into the second pulley. The second balloon is weighted to keep the line taut. When one balloon goes up, the other goes down and you have an exciting use of space above your layout!

**FEATURES:**

- Balloons go up and down via a pulley system
- Includes two balloons
- Fabric covering on the balloons
- Dimensions:

Platform: 9 7/8" x 6 5/8" x 5 3/8"  
 Balloon: 5 3/4" x 9 7/8" tall

(6-24177) \$139.99

As one balloon lifts off, the other drifts down



**The Scrambler**

Get ready for a wild ride! The Scrambler is designed to make people dizzy with its rotating center column and spinning clusters of seats.

**FEATURES:**

- Center column rotates while the seat clusters spin
- Carnival sounds
- Lighted center column
- 24 hand-painted figures
- Dimensions: 15 7/8" x 10 1/4"

(6-24179) \$229.99



Highly detailed cars and riders



For more information, visit the Choo Choo Barn online at [www.choochoobarn.com](http://www.choochoobarn.com), or call 800-450-2920. Open seven days a week from April - December, the Choo Choo Barn is located along Route 741, just east of Strasburg, Lancaster County, Pennsylvania. Don't forget your camera!



**CARNIVAL MUSIC!**



**Lionelville People Packs**

Now you can populate your favorite Lionel operating accessories with Lionelville People Packs. The detailed, hand-painted figures are made of tough pewter, standing on sturdy bases.

**FEATURES:**

- Hand-painted pewter
- Average height: 1 3/8"



(6-24196) Farm People Pack \$20.99



(6-24194) Civil Servants People Pack \$20.99



(6-24197) City Accessory Pack \$20.99



(6-24192) Park Benches People Pack \$20.99



(6-24193) Railroad Yard People Pack \$20.99





(6-24191) Park People Pack \$20.99



SHIPS  
2006

(6-14241) Work Crew People Pack \$20.99

NEW!



Concept drawing shown

(6-14218) Downtown People Pack \$20.99

NEW!



SHIPS  
2006

(6-34195) UPS® People Pack \$24.99



UPS, the UPS shield, and the color brown are trademarks of United Parcel Service of America, Inc. used under license.

### Lionelville Esso Gas Station

The Lionelville Gas Station offers friendly service to Lionelville residents and travelers just passing through. A beacon to motorists, the rooftop billboard lights up sequentially, spelling "GAS" in large, neon-like letters. This accessory includes lighted pumps and a detailed interior with a counter and graphics.

#### FEATURES:

- Lighted interior and pumps
- Rooftop "GAS" sign lights up sequentially with neon effect
- Four figures
- Garage doors lift open
- Dimensions: 12" x 12" x 5"

(6-24183) \$149.99

LIGHTED  
SIGN!

DETAILED  
INTERIOR!



Four detailed figures included

## MAINLINE TRACKSIDE ACCESSORIES

### Mainline Die-Cast Metal Accessories

With tough die-cast metal construction, each accessory features prototypical styling and function. Mainline die-cast metal Accessories are easy to set up and the perfect way to add realistic action to any layout.



#### Die-cast Metal Girder Bridge

- For use with traditional O or O-27 gauge track
- Dimensions: 10" length

(6-14137) \$24.99



#### 153IR Controller

- Infrared sensors detect passing trains and activate connected accessories
- Time delay adjustment knob (From 0 to 5 seconds)
- Dimensions: 5" x 4 1/2" x 3 1/2"

(6-14111) \$34.99



#### Mainline Cantilever Signal

- Lights change from green to red when trains pass through its block
- 153C Contactor included
- Dimensions: 7" x 2" x 6"

(6-22931) \$59.99

#### Mainline Dwarf Signal

- Lights change from green to red when trains move through its block
- Lights automatically reset to green when block clears
- 153C Contactor included
- Dimensions: 3/4" x 3/4" x 1 3/4"


(6-14151) \$39.99



**Mainline Color Position Signal**

- Lights change from green to red to yellow when triggered by the train
- Yellow signal with adjustable duration
- 153C Contactor included
- Dimensions: 6 3/4" x 1 3/4" x 11/16"

(6-24101) \$59.99



Grade crossing not included

**Mainline Auto Crossing Gates**

- Red flashing signal
- Gate drops when train passes by
- Set of two
- 153C Contactor included
- Also works with insulated track section (Sold separately)
- Dimensions: 4" x 1" x 4 1/2"

(6-14098) \$79.99



**SET OF TWO**

## TRADITIONAL TRACKSIDE ACCESSORIES

### Crossing Gates, Signals and Bridges

There is no better way to add fun and excitement to your layout than with realistic Lionel railroad accessories. From signals to trestles, and bridges to tunnels, there is something for everyone. Run your favorite Lionel trains with these fun, sturdy accessories.



#### Auto Crossing Gate

- Gate drops when train passes by
- 153C Contactor included
- Also works with insulated track section (Sold separately)
- Dimensions: 9 1/2" gate length

(6-12714) \$36.99

#### Auto Crossing Gate and Signal

- Gate drops and lights illuminate when train passes by
- 153C Contactor included
- Also works with insulated track section (Sold separately)
- Dimensions: 7 3/4" x 8 3/4" x 9 1/2"

(6-62162) \$49.99



#### Scale-sized Banjo Signal

- Passing trains activate "banjo" mechanism
- 153C contactor included
- Also works with insulated track section (Sold separately)
- Dimensions: 1 1/2" x 1" x 4"

(6-14149) \$39.99

#### #154 Railroad Crossing Flasher

- Red lights flash when train passes by
- 153C Contactor included
- Also works with insulated track section (Sold separately)
- Dimensions: 9" height

(6-12888) \$39.99

#### Banjo Signal

- Passing trains activate "banjo" mechanism
- 153C Contactor included
- Also works with insulated track section (Sold separately)
- Dimensions: 7 3/4" height

(6-14090) \$44.99



#### Tunnel Portals

- Portals with raised Lionel lettering
- Classic Postwar styling
- Set of two
- Dimensions: 7" x 8 1/2"

(6-12896) \$10.99



#### #148 Dwarf Signal

- Lights change from green to red when trains move through its block
- Automatically resets to green when train clears its block
- 153C Contactor included
- Dimensions: 1 3/4" x 1 3/4" x 2"

(6-12883) \$19.99



**LIGHTED INTERIOR**

**Covered Bridge**

- Designed to accommodate 0-27 gauge, 0 gauge, and FasTrack track sections
  - Metal base
  - Lighted interior
  - Dimensions: 24 1/16" x 7 3/4" x 8"
- (6-24117) \$39.99



**Truss Bridge with Flasher and Piers**

- Metal base
  - Flashing top-mounted beacon
  - Rock piers included
  - Dimensions: 26 1/8" x 7 1/2" x 12 1/2"
- (6-12772) \$44.99



**Graduated Trestle Set**

- Incremental height grading
  - For use with traditional 0 and 0-27 gauge track
  - Set of 22
  - Dimensions: 4 3/4" height (tallest trestle)
- (6-12754) \$19.99

**FasTrack Graduated Trestle**

- Incremental height grading
  - For use with FasTrack track sections
  - Set of 22
  - Dimensions: 5 1/2" height (tallest trestle)
- (6-12037) \$54.99

**Elevated Trestle Set**

- Create realistic raised-grade sections
  - For use with traditional 0 and 0-27 gauge track
  - Set of 10
  - Dimensions: 4 3/4" height
- (6-12755) \$19.99

**FasTrack Elevated Trestle**

- Create realistic raised-grade sections
  - For use with FasTrack track sections
  - Set of 10
  - Dimensions: 5 1/2" height
- (6-12038) \$31.99



**Trestle brackets snap onto FasTrack roadbed**

## TRADITIONAL TRACKSIDE ACCESSORIES

### Layout Essentials

Whether you are building a highway or your very own train yard, Lionel has accessories for every part of your layout.



#### Blinking Light Billboard

- Light blinks on and off
- Railroad billboard art
- Dimensions: 5 3/4" x 7/8" x 4 1/2"

(6-24155) \$19.99



#### Classic Billboard Set

- Easy assembly
- Five different railroad billboard inserts
- Set of three billboard stands
- Dimensions: 5 3/4" x 7/8" x 3 1/4"

(6-24187) \$8.99



#### Lionelville Street Lamps

- Set of four lampposts
- Metal posts
- Removable bases for realistic mounting on your layout
- Dimensions: 1/2" x 1/2" x 3 1/2"

(6-24156) \$19.99



#### Construction Zone Signs

- Realistic, printed construction graphics
- Set of six
- Dimensions: 2 1/4" height

(6-32902) \$6.99



#### Highway Barrels

- Painted orange with silver reflective tape
- Set of six
- Dimensions: 1" height

(6-32922) \$6.99



#### Barrel Pack

- Real wood construction
- Set of six
- Dimensions: 1 1/8" height

(6-12745) \$5.29



#### Vehicle Grade Crossings

- Traditional 0 gauge or O-27 track fits in molded grooves
- Set of two
- Dimensions: 3 1/4" x 7"

(6-12839) \$5.29



**#65 Yard Lights**

- Illumination from two elevated bulbs
- Set of three
- Dimensions: 6 1/4" height

(6-12927) \$14.99



**#70 Yard Lights**

- Die-cast metal light housing
- Metal center post
- Set of three
- Dimensions: 4 1/2" height

(6-14071) \$29.99



**Double Floodlight Tower**

- Illumination from 16 elevated bulbs
- Tilting heads
- Dimensions: 15" height

(6-24103) \$39.99



**Railroad Bumpers**

- Easily snaps into place between outside rails of traditional O and O-27 track
- Set of three
- Dimensions: 3" x 1 1/2" x 1 1/2"

(6-12717) \$5.29



**Die-cast Metal Bumpers**

- Die-cast metal construction
- Illuminated red lights
- Easily snaps into place between outside rails of traditional O and O-27 track
- Set of two
- Dimensions: 3" x 1 7/8" x 2"

(6-62283) \$19.99



**#260 Illuminated Bumpers**

- Easily snaps between outside rails of traditional O and O-27 track
- Illuminated red lights
- Set of two
- Dimensions: 3" x 1 1/2" x 1 1/2"

(6-12715) \$8.99

123

**NEW!**



**Ice Blocks Pack**

- For use with the Icing Station and Ice Car
- Set of ten

(6-14240) \$4.99



**Coal Bag**

- Safe, simulated coal
- Perfect load for hoppers, gondolas and coal dump cars
- Approx. 4 oz.

(6-12732) \$4.19

# TRAINMASTER COMMAND CONTROL

## TRAINMASTER SYSTEM COMPONENTS

Use this guide to help you determine what components you'll need to get started with TrainMaster Command Control.

### TO ENTER THE WORLD OF TMCC, BEGIN WITH THE BASIC BUILDING BLOCKS



#### TMCC CAB-1 Remote Controller

This wireless, walk-around remote controller gives you complete command at your fingertips. Operate your trains, throw switches, and fire up accessories all at the touch of a button.

(6-12868) \$69.99



#### TMCC Command Base

The TMCC Command Base receives digital signals from your CAB-1 Remote Controller and relays the commands across your layout. Only one is required for each layout – no matter how big or how many power blocks you have.

(6-12911) \$69.99

### DIRECT TRACK POWER FROM SEVERAL SOURCES TO CONTROL YOUR CONVENTIONAL LOCOMOTIVES!



#### TMCC Block Power Controller (BPC)

Manage the power in your blocks from the CAB-1 Remote Controller.

- Routes power from any TMCC PowerMaster or TPC to any block of track
- Eliminates the need for multiple PowerMasters or TPCs on each block of track
- Enhances conventional operation by connecting multiple blocks to one TPC allowing for travel across blocks without having to match the voltage between them
- Is programmable to channel power from four TPCs to two blocks OR from two TPCs to four blocks

(6-14184) \$84.99

### THROW SWITCHES AND ACTIVATE ACCESSORIES AT THE PRESS OF A BUTTON!



**GOOD**

#### TMCC Accessory Switch Controller (ASC)

Operate switches or activate accessories from the CAB-1 Remote Controller.

- Programmable to control up to eight accessories OR four switches
- Control up to 10 programmed routes in switch mode
- Toggles accessories ON and OFF
- Controls switches from several manufacturers
- Connects to the TMCC Command Base

(6-14182) \$84.99



**BETTER**

#### TMCC SC-2 Switch Controller

For more flexibility in controlling switches and accessories, the SC-2 is the perfect choice.

- Programmable to control four switches AND four accessories together OR six switches OR 12 accessories
- Control up to nine programmed routes
- Toggles accessories ON and OFF
- Controls switches from several manufacturers
- Power supply included
- Communicates with the TMCC Command Base without the need for wires

(6-22980) \$94.99

### OPERATE MOTORIZED ACCESSORIES WITH PRO-TYPICAL SPEED AND DIRECTION!



#### TMCC Accessory Motor Controller (AMC)

The AMC gives you control over your accessories like never before. When used in conjunction with lights, the AMC allows you to control bulb brightness from the CAB-1 Remote Controller. When used in conjunction with your accessory's motors, the AMC gives you control over operation. You can spin the cab on a gantry crane with the red knob, or raise and lower the boom with the CAB-1 Remote Controller buttons.

- Precise motor and/or light control
- Operation of accessory speed, direction or function from the CAB-1 Remote Controller
- Two modes allow you to take fine control of accessory motor functions (e.g., gantry crane cab rotates as you rotate CAB-1 Remote Controller knob in whichever direction you are turning OR accessory operates in its normal way as long as you give it the command to operate)
- Programmable accessory motor speed or light intensity
- Operates up to four motors or up to four lights

(6-14183) \$94.99



**RUN ANY  
O GAUGE  
LOCOMOTIVE  
EVER MADE!**



**TMCC PowerMaster**

Allows you to run non-TMCC locomotives remotely.

- Control non-TMCC locomotives from the CAB-1 Remote Controller
- Vary track voltage
- Change locomotive direction, vary speed, operate whistle and bell
- Regulates up to 135 watts of power or 180 watts of power – customer selectable

(6-24130) \$74.99

*Power supply not included*

**GOOD**



**BETTER**



**TMCC Track Power Controller (TPC) 300**

The TPC 300 combines the features of the PowerMaster plus:

- Operates M.T.H.® Proto-Sound® 2.0 locomotives in conventional mode
- Improved operation at low speeds
- Regulates up to 300 watts of power

(6-14189) \$139.99

*Power supply not included*

**BEST**



**TMCC Track Power Controller (TPC) 400**

The TPC 400 combines the features of the TPC 300 plus:

- Regulates up to 400 watts of power

(6-14179) \$189.99

*Power supply not included*

**ACTIVATE  
YOUR  
REMOTE-  
CONTROL  
TRACK  
SECTIONS!**



**TMCC Operating Track Controller (OTC)**

Use the OTC to remove all of the hard-wired Operating Track activation buttons on your layout.

- Operates Remote-Control and Uncoupling Track sections from the CAB-1 Remote Controller
- Uncouples, unloads or activates operating rolling stock from the touch of a button on the CAB-1 Remote Controller
- Is programmable to operate two Remote-Control Track sections OR four Uncoupling Track sections

(6-14185) \$74.99



**MAKE RECORDINGS  
OF YOUR FAVORITE  
LAYOUT SCENARIOS  
AND PLAY THEM  
OVER AGAIN AND  
AGAIN!**



**TMCC Action Recorder Controller (ARC)**

Make recordings of your favorite layout scenarios, and then watch your trains and accessories magically retrace your steps at the touch of a button!

- Record layout scenarios using your trains and accessories, and play them back with the touch of a button on the CAB-1 Remote Controller
- Make and save up to eight recordings

(6-14181) \$94.99



**FINE-TUNE  
THE  
ACCESSORY  
VOLTAGE!**



**TMCC Accessory Voltage Controller (AVC)**

Extend the life of your favorite accessories by fine-tuning the voltage they receive. From the CAB-1 Remote Controller, you can set the voltage that your hooked-in accessories receive from their power source.

- Remote-control voltage setting
- Helps prolong the life of lamps and motors

(6-14186) \$134.99



**TRAINmaster**  
C · O · M · M · A · N · D

**GREAT  
VALUE!**



## TrainMaster Command Set

Here is everything you need to get started with TrainMaster Command Control. The CAB-1 Remote Controller (6-12868) allows you to walk around your layout while controlling all of your TrainMaster Command Control equipped locomotives and accessories. The TMCC Command Base (6-12911) receives the signals from the remote and sends your commands across your layout. Only one Command Base is needed per layout, regardless of the number of track power blocks you are controlling. It is the perfect way to start enjoying the benefits of the revolutionary Lionel TrainMaster Command Control system. *(Track and accessory power supplies not included.)*

(6-12969) \$139.99

TO RUN NON-COMMAND LOCOMOTIVES REMOTELY, ADD A TMCC POWERMASTER, TPC 300, OR TPC 400.

## TMCC BUYER'S GUIDE

### OPERATING CONVENTIONAL LOCOMOTIVES ONLY

Operating conventional locomotives from your CAB-1 Remote Controller is very simple. Forget about rewiring your trains or spending the day making track connections—installing TrainMaster Command Control is much easier than that!

#### WHAT YOU NEED

You need these basic components, available from your Authorized Lionel Dealer:

- Choose **one**: PowerHouse Power Supply (6-22983) **OR** another 18-volt transformer with a Power Adapter Cable (6-12893)
- Choose **one**: PowerMaster (6-12867), TMCC Track Power Controller 300 (6-14189), **OR** TMCC Track Power Controller 400 (6-14179)
- TMCC Command Base (for use with the TPC's) (6-12911)
- CAB-1 Remote Controller (6-12868)

### OPERATING BOTH CONVENTIONAL AND COMMAND-EQUIPPED LOCOMOTIVES

Want to operate both conventional and Command-equipped locomotives? No problem! While they can't share the same block of track at the same time, both types of locomotives can operate on your layout.

#### WHAT YOU NEED

- Choose **one**: PowerHouse Power Supply (6-22983) **OR** another 18-volt transformer with a Power Adapter Cable (6-12893)
- Choose **one**: PowerMaster (6-12867), TMCC Track Power Controller 300 (6-14189), **OR** TMCC Track Power Controller 400 (6-14179)
- TMCC Command Base (6-12911)
- CAB-1 Remote Controller (6-12868)

### OPERATING ONLY TRAINMASTER COMMAND CONTROL-EQUIPPED LOCOMOTIVES

Operating only Command-equipped locomotives is very simple. With a Command Base and a standard transformer or a PowerHouse Power Supply, you are ready to take control!

#### WHAT YOU NEED

- Choose one: PowerHouse Power Supply (6-22983) and a TMCC Direct Lockon (6-34120) **OR** an 18-volt power supply (we recommend the famous Lionel ZW transformer controller)
- TMCC Command Base (6-12911)
- CAB-1 Remote Controller (6-12868)

### CONTROLLING THE ENTIRE LAYOUT—SWITCHES, ACCESSORIES, AND ROUTES—FROM THE CAB-1 REMOTE

- **SC-2 Switch and Accessory Controller (6-22980)**  
Controls up to twelve accessories or six switches with nine routes.
- **Accessory Switch Controller (6-14182)**  
Controls up to eight accessories or four switches with ten routes.
- **Operating Track Controller (6-14185)**  
Eliminates the individual Remote-Control Track controllers and control buttons.
- **Block Power Controller (6-14184)**  
Acts like a rotary switch to allow you to route power from any PowerMaster or Track Power Controller to your blocks of track.



**Power Adapter Cable**

The Power Adapter Cable connects your transformer to a PowerMaster (6-24130) for operating TMCC and non-TMCC equipped locomotives.

(6-12893) \$8.49



**Command Base Cable**

The Command Base Cable connects a TMCC controller to the TrainMaster Command Base (6-12911).

(6-14191) 6 ft. \$9.99  
(6-14195) 20 ft. \$11.99



**TMCC TPC Cable Set**

The TMCC TPC Cable Set connects parallel PowerHouse transformers to the TPC 300/400. The set also includes adapter plugs to wire your transformer to the TPC 300/400.

(6-14194) \$12.79



**TMCC Direct Lockon**

Connect your PowerHouse Power Supply directly to the track with the TMCC Direct Lockon. Featuring a selectable current setting (for the 135-Watt or 180-Watt PowerHouses), the Direct Lockon eliminates the need for a PowerMaster if you run only TMCC-equipped locomotives. For added safety, the Direct Lockon provides over-current protection and an automatic reset. It is compatible with both Lionel FasTrack and O/O27 track systems. Includes power wire with FasTrack connectors and one standard Lionel Lockon.

(6-34120) \$41.99



**3-Wire Command Base Cable**

The 3-Wire Command Base Cable connects the TMCC ARC to the TrainMaster Command Base (6-12911).

(6-14192) \$10.99

**USE COMMAND BASE CABLE 6-14191 OR 6-14195 FOR LAYOUTS THAT DO NOT INCLUDE A TMCC ARC.**



**Controller to Controller Cable**

The Controller to Controller Cable connects the TMCC controllers together.

(6-14193) 1 ft. \$3.99  
(6-14196) 6 ft. \$6.49  
(6-14197) 20 ft. \$9.49



**TRAINmaster**  
C · O · M · M · A · N · D



### ZW and PowerHouse Power Supply Set

There's only one ZW. No single product has come to symbolize the legend of Lionel more than the Lionel ZW. Molded to original dimensions in classic phenolic resin, the ZW can run up to four trains at the same time on different layouts, plus accessories. The two engineer-type handles provide independent control of two variable voltage circuits, each with built-in whistle, direction, and bell controls. Two additional accessory circuits can be set by means of dial-type controls to any desired voltage. Or if you prefer, you can control all four outputs with a single handle!

The ZW controller can be powered by any combination of one to four 135-Watt or 180-Watt Lionel PowerHouse Power Supplies. And if you use the TrainMaster Command Control system, you can adjust each output using your walk-around remote control up to the level pre-set by its corresponding ZW handle. It's a great way to help less-experienced railroaders keep your trains under control while enjoying the thrill of independent remote-controlled operation.

Offered with two 180-Watt PowerHouse Power Supplies, this ZW package provides the power and control you dream of for your vintage or state-of-the-art Lionel locomotives and accessories.

(6-32930) \$419.99



Includes two  
180-Watt PowerHouse  
Power Supplies



### 180-Watt PowerHouse Power Supply

Power your railroad empire with an advanced 180-Watt PowerHouse Power Supply. UL®-listed for safe operation, this mighty power supply is perfect for your TMCC Track Power Controller or Direct Lockon.

(6-22983) \$94.99



ADJUSTABLE  
ACCESSORY  
OUTPUT

PERFECT FOR  
ACCESSORIES



### 36-Watt Accessory Transformer

Power your Lionel accessories with the 36-Watt Accessory Transformer. This affordable power supply features variable AC voltage so you can supply the right amount of power to your accessories.

(6-32923) \$34.99

### CW-80 80-Watt Transformer

Enjoy operating your favorite locomotives, train sets and accessories with the CW-80 80-Watt Transformer. From the handsomely designed controller, reminiscent of the famous Lionel ZW, you control speed and power by raising and lowering the engineer handle. Operate your favorite features with the bell, whistle/horn and direction buttons. On the rear of the unit, you will find a 0-18 volt variable AC output, as well as a programmable AC output for accessory operation. Simply set the accessory voltage to your desired output, and your accessory operates at that output until you turn the unit off—even when you stop the train! Perfect for train sets and small- to medium-sized layouts, the CW-80 provides the power you need to enjoy all your Lionel favorites.


(6-14198) \$119.99

# FaSTrack®

Offering innovation, variety, ease-of-use, and a fantastic prototypical look, the FaSTrack track system brings your Lionel layout to life like never before. Its flawless performance and endless flexibility make it appealing to both first-timers and seasoned pros alike.

Consider the advantages:

- A** Easy, snap-together locking mechanism for sure connections.
- B** Patented center half-pin allows for track orientation in either direction without the need for moving pins from one end to the next.
- C** Two terminals under each piece of straight and one terminal under each piece of curved track for transformer and/or accessory power connections – no Lockons required!
- D** Curves are O-36 to give locomotives a more realistic appearance around corners. The larger diameter also allows for the operation of larger locomotives than is possible on O-27 or O-31 track.
- E** Switches feature 100% non-derailing capability, regardless of which direction they are thrown.



From larger diameter curves and operating switches, to trestle sets and integrated track accessories, FaSTrack will give you greater flexibility than ever before.

## Accessory Hook-ups and Operation — with Fastrack it's Simple!

### Hook-ups

Under the roadbed of all straight and curved sections are electrical terminals. You can hook up to these terminals in different ways.

- If you already have wire for your accessories, or you have pre-wired accessories, purchase 18-gauge quick connectors from your local electronics supply store. Strip wires back approximately 1/4", insert wire into the quick connector, and crimp it into place for easy.
- If you have an accessory and no wires, purchase a ready-made Accessory Power Wire (6-12053) from your dealer. This wire is shown on page 133.

### Operation

- Use a 153IR controller. The 153IR works exactly the same way it currently does for O-27 and O gauge operation, with the power Lockon connector removed. Follow the instructions to hook up the accessory, and power your accessory as outlined left.
- Or use the FaSTrack Accessory Activator Pack. This separate set SKU includes one insulated 10" straight track section and two 5" isolated track sections. Hook up your accessory to the insulated section as outlined left. The isolated sections have a break in the center of one track rail. As a train passes over this break, its wheels complete the



Electrical terminals





18-gauge quick connector



Wire attached to terminal

circuit and power is supplied to the entire length of track in between the breaks of the isolated sections – including the insulated section placed between them. To increase the length of time over which the accessory operates, simply add more insulated track sections in between the two isolated sections. This technique is the equivalent of using Lionel insulated track sections in O/O-27, and is used only with accessories that perform one function in an on/off manner (e.g., Crossing Gate, Auto Gateman, etc.).

FASTRACK TRACK PACKS


 Included with train set  
 Additional track pack pieces

**Inner Passing Loop Add-on Track Pack**

Layout dimensions: 39 1/2" x 70 1/2"  
 Track Pack includes:

DESCRIPTION	QTY.
O36 Curve (6-12015)	2
RH Manual Switch w/Quarter Curve (6-12018)	1
LH Manual Switch w/Quarter Curve (6-12017)	1

(6-12028) \$74.99





**Outer Passing Loop Add-on Track Pack**

Layout dimensions: 49 1/2" x 70 1/2"  
 Track Pack includes:

DESCRIPTION	QTY.
10" Straight (6-12014)	5
O36 Curve (6-12015)	2
RH Manual Switch w/Quarter Curve (6-12018)	1
LH Manual Switch w/Quarter Curve (6-12017)	1

(6-12031) \$89.99




**Figure 8 Add-on Track Pack**

Layout dimensions: 39 1/2" x 90 1/2"  
 Track Pack includes:

DESCRIPTION	QTY.
O36 Curve (6-12015)	4
5" Straight (6-12024)	4
90-Degree Crossover (6-12019)	1

(6-12030) \$49.99



**Siding Track Add-on Track Pack**

Layout dimensions: 39 1/2" x 70 1/2"  
 Track Pack includes:

DESCRIPTION	QTY.
10" Straight (6-12014)	3
Uncoupling Track (6-12020)	1
Earthen Bumper (6-12059)	1
LH Manual Switch w/Quarter Curve (6-12017)	1

(6-12044) \$79.99

# FastTrack®



## Straight Track Sections

<b>10" Straight Track</b> (6-12014) \$3.69	<b>5" Half Straight Track</b> (6-12024) \$3.19	<b>4 1/2" Straight Track</b> (6-12025) \$3.19	<b>1 3/4" Straight Track</b> (6-12026) \$3.19	<b>30" Straight Track</b> (6-12042) \$10.99	<b>10" Straight Track 4-Pack</b> (6-12032) \$15.99
---	---	--	--	--	---


## Curved Track Sections

<b>O36 Curved Track</b> (8 pieces per circle) 45-Degree section (6-12015) \$3.69	<b>O36 Half Curved Track</b> (16 pieces per circle) 22 1/2-Degree section (6-12022) \$3.19	<b>O36 Quarter Curved Track</b> (32 pieces per circle) 11 1/4-Degree section (6-12023) \$3.19	<b>O48 Curved Track</b> (12 pieces per circle) 30-Degree section (6-12043) \$3.69
<b>O60 Curved Track</b> (16 pieces per circle) 22 1/2-Degree section (6-12056) \$5.29	<b>O72 Curved Track</b> (32 pieces per circle) 22 1/2-Degree section (6-12041) \$5.29	<b>O72 Half Curved Track</b> (32 pieces per circle) 11 1/4-Degree section (6-12055) \$4.79	<b>O84 Curved Track</b> (32 pieces per circle) 11 1/4-Degree section (6-12061) \$6.99



**O36 Curved Track 4-Pack**  
(6-12033) \$15.99


## Specialty Track Sections




**O Gauge Transition Piece**  
• Connects with traditional O gauge track  
• Length: 5"  
(6-12040) \$6.99




**Block Section**  
• Used to make an isolated track block  
• Wires jump the breaks in the track on the underside of the roadbed  
(6-12060) \$6.99



**Terminal Section**  
• Includes wires that connect the track to your transformer  
• Length: 10"  
(6-12016) \$5.79




**Uncoupling Track**  
• Central magnet is activated by remote control  
• Includes a Half Straight Track section  
• Length of each section: 5"  
(6-12020) \$ 31.99




**Operating Track**  
• Central magnet and control rails are activated by remote control (included)  
• Length: 10"  
(6-12054) \$31.99






ACCESSORY ACTIVATOR EXTENDER



45-DEGREE CROSSOVER



90-DEGREE CROSSOVER

**Accessory Activator Extender**

- Length: 10"
- (6-12027) \$3.69

**Accessory Activator Pack**

- Includes one 10" Insulated section and two 5" Isolated sections
- (6-12029) \$9.99

**45-Degree Crossover**

- Length: 10" x 10"
- (6-12051) \$17.99

**90-Degree Crossover**

- Length: 6" x 6"
- (6-12019) \$17.89

**Railer**

- Length: 10"
- Also compatible with traditional O gauge and O-27 gauge track
- (6-12039) \$6.99

**Accessory Power Wire**

- (6-12053) \$4.29

**Earthen Bumper**

- Length: 3 5/8"
- Real wood bumper, two per package
- (6-12059) \$6.49

**Grade Crossing**

- Length: 10" track section, 6 1/4" wide road section, two per package
- (6-12036) \$9.99

**Die-Cast Metal Girder Bridge**

- Die-cast metal girders
- Metal base
- Compatible with the FasTrack track system and traditional O gauge and O-27 gauge track
- Length: 10"
- (6-14222) \$24.99

**Grade Crossing with Flashers**

- Features two flashing signals and bell
- Length: 10" track section, 6 1/4" road section
- (6-12052) \$69.99

**Lighted Bumper**

- Two per package
- Length: 5"
- (6-12035) \$21.99




ACCESSORY ACTIVATOR PACK



RAILER



ACCESSORY POWER WIRE



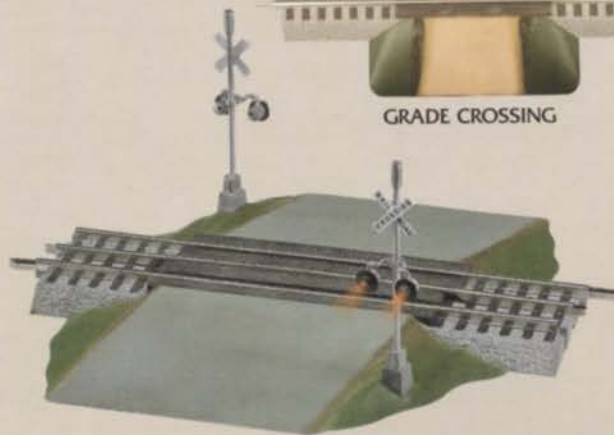
EARTHEN BUMPER



GRADE CROSSING



DIE-CAST METAL GIRDER BRIDGE



GRADE CROSSING WITH FLASHERS



LIGHTED BUMPER

# FastTrack<sup>®</sup>

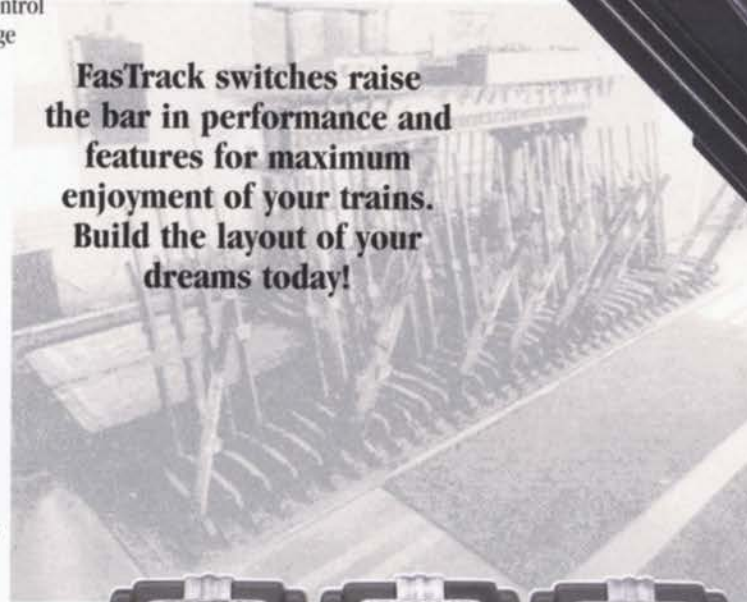
The foundation of any track system is made of bulletproof switches that allow you to grow and expand your layout. FasTrack switches are second to none when it comes to durability and innovative, industry-leading features. Consider the following:

- Flawless non-derailing function allows trains to keep running regardless of switch position
- Plug and play using track voltage or auxiliary power
- Auxiliary power and TMCC (ASC and SC-2) terminals are conveniently located under the roadbed base, making all connections invisible from above
- Remote switch controllers conveniently lock together for easy access
- Interchangeable number inserts allow you to instantly find the switch you want to control
- Red and green LEDs indicate switch position on remote switches—no need to change light bulbs or worry about heat build up



Remote switch controllers snap together

FasTrack switches raise the bar in performance and features for maximum enjoyment of your trains. Build the layout of your dreams today!




Identify your switches with convenient interchangeable number inserts



Lantern base is interchangeable—can move to the right or left side



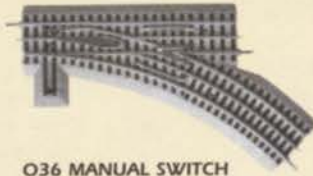


**O36 MANUAL SWITCH—LEFT HAND**

Length: 10" Straight, 33 3/4-Degree turnout

(6-12017) \$32.99

Includes 1/4 curve to complete O36 45-Degree curve




**O36 MANUAL SWITCH—RIGHT HAND**

Length: 10" Straight, 33 3/4-Degree turnout

(6-12018) \$32.99


Includes 1/4 curve to complete O36 45-Degree curve



**O72 REMOTE SWITCH—LEFT HAND**

Length: 15 5/8" Straight, 22 1/2-Degree turnout with removable 1 3/8" extensions

(6-12048) \$79.99




**O72 REMOTE SWITCH—RIGHT HAND**

Length: 15 5/8" Straight, 22 1/2-Degree turnout with removable 1 3/8" extensions

(6-12049) \$79.99




**Realistic switch lamp**



**O60 REMOTE SWITCH—LEFT HAND**

Length: 14 1/2" Straight, 22 1/2-Degree turnout with removable 1 3/8" extensions


(6-12057) \$79.99



**O60 REMOTE SWITCH—RIGHT HAND**

Length: 14 1/2" Straight, 22 1/2-Degree turnout with removable 1 3/8" extensions

(6-12058) \$79.99



**O36 REMOTE SWITCH—LEFT HAND (ABOVE)**

Length: 10" Straight, 33 3/4-Degree turnout  
(6-12045) \$69.99


Includes 1/4 curve to complete O36 45-Degree curve



**O36 REMOTE SWITCH—RIGHT HAND**

Length: 10" Straight, 33 3/4-Degree turnout  
(6-12046) \$69.99

Includes 1/4 curve to complete O36 45-Degree curve



**O72 WYE REMOTE SWITCH**

Length: 12", 22 1/2-Degree wye with removable 1 3/8" extensions

(6-12047) \$74.99



**Connectors for auxiliary power and TMCC operation**

## O-27, O GAUGE AND LARGE SCALE TRACK

### LIONEL O-27 AND O GAUGE TRACK

All Lionel track is easy to use, extremely durable and very reliable. And Lionel track is so modestly priced, everyone can afford to create the layout they've always imagined. We offer two styles of traditional track:

#### O-27 Gauge Track:

This track comes in 27" diameter curves, so you can do more in a tighter space.

#### O Gauge Track:

Compared to O-27 track, the rails are slightly taller. It doesn't come in 27" diameter curves, but it does come in variety of larger curves for the biggest layouts.

NOTE: Larger locomotives and cars will not negotiate tighter curves. Check the "Minimum Curve" in each item's catalog listing.

#### Looking for Ideas?

Since Lionel offers such a wide variety of track shapes and sizes, there is almost no limit to the layout you can design and build. If you'd like some suggestions, you can pick up a Lionel Track Pack – it includes all the track you need to make our most popular layouts.

#### High Conductivity Rails:

Lionel track is designed for maximum conductivity, making it easy to set up, minimizing problems, and maximizing the effectiveness of Lionel Magne-Traction – our exclusive traction and adherence system. Track that is not made by Lionel may consist of materials that are significantly less conductive.

#### Rail Shape:

Your train wheels take a lot of wear and tear rolling over metal rails. Lionel track rails are shaped to minimize this wear. Other track systems may cause your wheels to wear out faster.



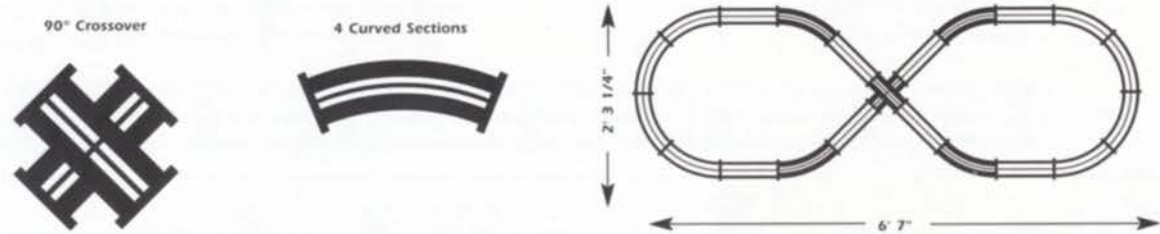
**VARIETY, RELIABILITY & VALUE YOU CAN GROW WITH!**

**Figure 8 Add-On Track Pack**  
(O-27 Gauge)

Add this track to your oval to create a figure 8 layout. Requires an existing starter set oval of track.

- 1 - 90 degree crossover (6-65020)
- 4 - pieces curved track (6-65033)

(6-22966) \$9.99

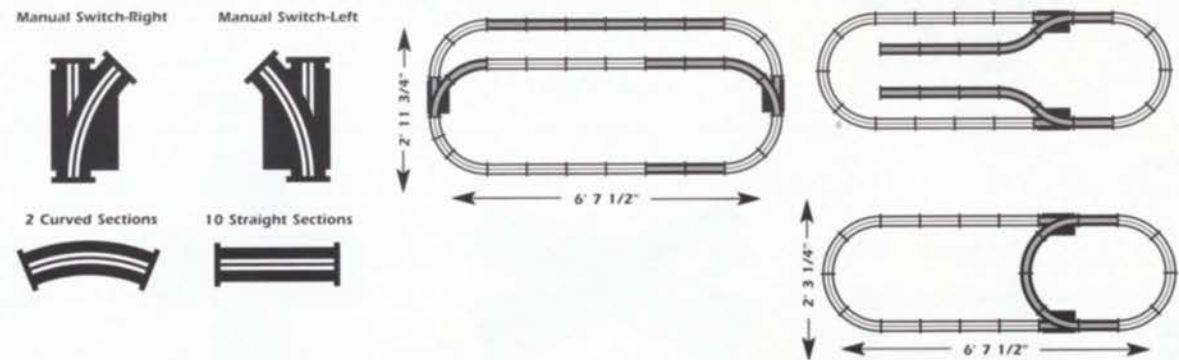


**Double-Loop Add-On Track Pack**  
(O-27 Gauge)

Add this track to your oval to create a double loop, an oval with two inside sidings, or a double oval. Requires an existing starter set oval of track.

- 2 - pieces curved track (6-65033)
- 10 - pieces straight track (6-65038)
- 1 - right hand manual switch (6-65022)
- 1 - left hand manual switch (6-65021)

(6-22967) \$29.99

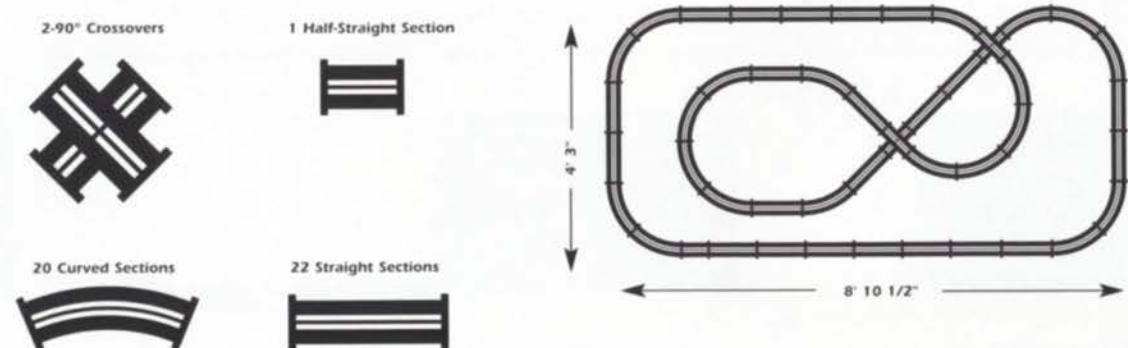


**Deluxe Complete Track Pack**  
(O Gauge)

This complete O gauge track set will allow you to create this detailed layout. No additional track is required.

- 20 - pieces curved track (6-65501)
- 22 - pieces straight track (6-65500)
- 2 - 90 degree crossovers (6-65540)
- 1 - half straight (6-65505)

(6-22969) \$93.50



# O-27, O GAUGE AND LARGE SCALE TRACK

<b>Steel Pins</b>	O-27 Gauge	6-65042	\$1.49
<b>Fibre Pins</b>	O-27 Gauge	6-65041	\$1.49

## O-27 Track Selections

### Straight Track



**1/2 Straight Track**  
Length: 4 7/8"  
(6-65019) \$0.89



**Straight Track**  
Length: 8 3/4"  
(6-65038) \$0.89



**Extra-Long Straight Track**  
Length: 35"  
(6-65024) \$2.99

### Curved Track



**1/2 Curved Track**  
Length: 5 7/16"  
(6-65014) \$0.89



**27" Diameter Curved Track**  
(8 pieces per circle)  
Length: 9 5/8"  
(6-65033) \$0.89



**42" Diameter Curved Track**  
(12 pieces per circle)  
Length: 10 7/8"  
(6-65049) \$1.19



**54" Diameter Curved Track**  
(16 pieces per circle)  
Length: 14 1/2"  
(6-65113) \$1.49

### Specialty



**Insulated Track**  
Length: 8 3/4"  
(6-12841) \$2.99



**45-degree Crossover**  
Length: 10 1/4" x 10 1/4"  
(6-65023) \$5.99



**90-degree Crossover**  
Length: 7 3/8" x 7 3/8"  
(6-65020) \$5.99



**Uncoupling Track**  
Length: 8 3/4"  
(6-65149) \$6.99




**Remote-Control Track with UCS Controller**  
Length: 8 3/4"  
(6-12746) \$13.99


### Switches



**27" Path Manual Switch**  
Length: 8 3/4" straight  
(6-65021) **Left Hand** \$11.99  
(6-65022) **Right Hand** \$11.99



**27" Path Remote-Control Switch**  
Length: 8 3/4" straight  
(6-65121) **Left Hand** \$19.99  
(6-65122) **Right Hand** \$19.99




**42" Path Remote-Control Switch**  
Length: 13 5/8" straight  
(6-65167) **Left Hand** \$29.99  
(6-65168) **Right Hand** \$29.99

# O-27, O GAUGE AND LARGE SCALE TRACK

<b>Steel Pins</b>	O Gauge	6-65551	\$1.99
<b>Fibre Pins</b>	O Gauge	6-65543	\$1.99

## O Gauge Track Selections

### Straight Track



**1/2 Straight Track**  
Length: 5 1/2"  
(6-65505) \$1.49



**Straight Track**  
Length: 10"  
(6-65500) \$1.99



**Extra-Long Straight Track**  
Length: 40"  
(6-65523) \$5.99

### Curved Track



**1/2 Curved Track**  
Length: 6"  
(6-65504) \$1.49



**31" Diameter Curved Track**  
(8 pieces per circle)  
Length: 10 5/8"  
(6-65501) \$1.99



**54" Diameter Curved Track**  
(16 pieces per circle)  
Length: 10 3/8"  
(6-65554) \$3.49



**42" Diameter Curved Track**  
(12 pieces per circle)  
Length: 10 1/2"  
(6-12925) \$2.99



**72" Diameter Curved Track**  
(16 pieces per circle)  
Length: 14"  
(6-65572) \$4.25

### Specialty



**Insulated Track**  
Length: 10"  
(6-12840) \$5.99



**Remote-Control Track**  
Length: 10"  
(6-65530) \$29.99



**45-degree Crossover**  
Length: 11 3/4" x 11 3/4"  
(6-65545) \$12.99



**90-degree Crossover**  
Length: 8 5/16" x 8 5/16"  
(6-65540) \$12.99

### Switches



**31" Path Remote-Control Switch**  
Length: 10" straight  
(6-14062) **Left Hand** \$59.99  
(6-14063) **Right Hand** \$59.99



**72" Path Remote-Control Switch**  
Length: 14 1/4" straight  
(6-65166) **Left Hand** \$99.50  
(6-65165) **Right Hand** \$99.50

### O Gauge Lockons

**Lockon**  
(6-62900) \$2.69

**Lockon with Wires**  
(6-62905) \$5.29

**Lighted Lockon**  
(6-14112) \$4.99

### O Gauge Track Clips

- Keep your O gauge track sections together with these easy-to-use, slide-on clips
- Perfect for keeping temporary or floor layouts together
- Box of 12



### O-27 Gauge Track Clips

- Keep your O-27 track sections together with these easy-to-use, slide-on clips
- Perfect for keeping temporary or floor layouts together
- Box of 12



### Large Scale Track

**Straight Track**  
• Length: 11 3/4"  
(8-82000) \$4.19



**Curved Track**  
• Length: 13"  
• 12 pieces make a 4.3-foot diameter circle  
(8-82001) \$4.19



### Wide Radius Curved Track

• Length: 16"  
• 12 pieces make a 5.3-foot diameter circle  
(8-82004) \$4.19

### Lockon with Wires

• Designed for quick, positive connections between transformers, track and accessories  
(8-82101) \$5.99



**Die-Cast Metal Sprung Trucks**

- Upgrade your rolling stock trucks
- Metal coupler armature
- Quick and easy to install
- Add weight and improve tracking
- Box of two

(6-14078) \$13.99



**Smoke Fluid**

- Designed for use with all Lionel locomotives, rolling stock and accessories that feature smoke units


(6-62909) \$5.79



**Lubrication/Maintenance Set**

- Includes gear lube, oil applicator, track cleaning fluid, track cleaning eraser and cleaning instructions

(6-62927) \$15.29



**The Lionel Train Book**

**How to Build and Operate Your Own Model Railroad**

- Learn everything you need to know about setting up and maintaining a Lionel layout, and maximizing the enjoyment of your Lionel trains in the pages of the Lionel Train Book. Included in this reference guide are an overview of product development, updated instructions on the setup and use of the TrainMaster Command Control System, track plans for the floor and tabletop, advice on building scenery and structures, wiring and track how-to, help in choosing steam or diesel locomotives and freight or passenger operations, maintenance and restoration tips, techniques, and instructions for operations that best emulate those of prototype railroads.

(6-14190) \$29.99

# ALL ABOARD!

For more than 25 years, the Lionel RailRoader Club has provided its members with exclusive Lionel news, special promotions, merchandise discounts and Lionel catalogs. This is your opportunity to join thousands of others in this legendary club.

**TO JOIN THE LIONEL RAILROADER CLUB:**

Write to: Lionel RailRoader Club  
P.O. Box 748  
New Baltimore, MI 48047

Call (586) 949-4100 or visit [www.lionel.com](http://www.lionel.com)



**Your membership includes these great benefits for a whole**

- ✓ Quarterly issues of Inside Track, delivered right to your home. Included in Inside Track are interviews, special promotions, Lionel news and more!
- ✓ Opportunities to purchase special LRRC cars and merchandise.
- ✓ Collectible, annual club button and LRRC Membership Card.
- ✓ 10% discount on purchases at our Lionel Visitor's Center in Michigan (reservations required).
- ✓ Lionel catalogs delivered to you right off the press, arriving just after our dealers receive them!



**Contemporary Reproduction - 2005**

# LIONEL TRAIN DISPLAY D-147

## Get your OWN Lionel Limited Edition Dealer Display

Let's face it. If you saw a Lionel Dealer display at your local department or hardware store in the 50's or early 60's, you were instantly hooked!

With the assistance of TW Design, the company that designed and constructed the #840 Power Station display for the Lionel tradeshow program, the guys at Toy Trains Unlimited set out to re-create some of the best of these nostalgic displays.

Under official license from Lionel, we offer these contemporary reproductions of the D-147 to dealers and the train collecting public in a limited production of only 25 numbered and certified hand-built units.

Each layout captures the look and appeal of the original D-147 Dealer Display, becoming a collectible in its own right.

We offer a number of track and control options, and the displays are available with or without legs. Please feel free to ask us about creating a specialized reproduction layout if you are looking for something different.

## Reserve yours today!

For more information, call:  
214-267-8697

## Limited Production

Individually Numbered 1 to 25

Signed by

*Jerry Calabrese*

Jerry Calabrese  
President & CEO  
Lionel L.L.C.



**DIMENSIONS**  
5 x 9 FEET

**\$5499**

Plus Shipping

*Trains not included*

### Merchandise included with this display is as follows

- |                                   |                              |
|-----------------------------------|------------------------------|
| 2 - O-31 LH Remote Control Switch | 2 - O Insulated Curved Track |
| 17 - O-31 Curved Track            | 2 - Insulated Straight Track |
| 35 - O Straight Track             | 1 - O-72 Curved Track        |
| 6 - 1/2 O Straight Track          | 2 - Girder Bridges           |
| 2 - 1/2 O Curved Track            | 4 - Lighted Bumpers          |
| 1 - Magnetic Track Set            | 2 - 71 Lamp Post             |

### Display is also wired for the following Optional Accssories

- |                            |                             |
|----------------------------|-----------------------------|
| 140 Operating Banjo Signal | 252 Operating Crossing Gate |
| 145 Gatemans               | 282 Operating Portal Crane  |
| 151 Semaphore              | 362 Operating Barrel Loader |
| 153 Block Signal           | 445 Operating Switch Tower  |
| 157 Station Platform       | 3462P Milk Platform         |
| 193 Water Tower            | 3656-150 Corral Platform    |

**OPERATES TWO DIFFERENT TRAIN SETS ON TWO DIFFERENT LEVELS.**

Wonderfully landscaped display is equipped to run one train set on the figure 8 upper level and another long one on the ground loop. Look at the operating accessories! Controls are included.

At Lionel, we are committed to providing our customers with superior-quality products and service. It is a commitment shared by our many Lionel Authorized Dealers and Lionel Authorized Service Centers around the country. To locate a Dealer or Service Center near you, call 1-800-4LIONEL (1-800-454-6635). Or, call the Lionel Customer Service Center at 586-949-4100. You can also e-mail us at [talktous@lionel.com](mailto:talktous@lionel.com) or visit our website at [www.lionel.com](http://www.lionel.com). Our knowledgeable staff is always eager to help you fully enjoy the magical world of Lionel model trains.

50625 RICHARD W. BOULEVARD  
CHESTERFIELD, MICHIGAN  
48051-2493  
UNITED STATES OF AMERICA  
PHONE: 586-949-4100  
E-MAIL: [TALKTOUS@LIONEL.COM](mailto:TALKTOUS@LIONEL.COM)  
[WWW.LIONEL.COM](http://WWW.LIONEL.COM)

COPYRIGHT ©2005 LIONEL L.L.C.



\$5.00