

THE POLAR EXPRESS

LIONEL 2004 TRAIN CATALOG VOLUME 1



Wabash Junction

Authorized Dealer & Service Station

1287 Wabash Avenue

Springfield, IL 62704

(217) 787-4855

THE LIONEL EXPRESS

TABLE OF CONTENTS

Product Features Guide	2-3
Train Sets	4-7
RailSounds Train Sets	8-11
Thomas the Tank Engine	12-13
Polar Express	14-15
Holiday	16-17
Premium Train Sets	18-29
Amtrak Acela	30-31
Disney	32-33
Steam Locomotives	34-49
LionMaster	50-51
Diesel Locomotives	52-67
Passenger Cars	68-71
Standard O Rolling Stock	72-87
Traditional Rolling Stock	88-93
Operating Cars	94-99
American Flyer	100-109
Operating Accessories	110-141
Historic Layout Series	128-131
Lionelville	132-141
Mainline Trackside Accessories	142-143
Traditional Trackside Accessories	144-147
TrainMaster Command Control	148-153
Power	154-155
FasTrack Track System	156-159
O-27, O Gauge and Large Scale Track	160-163
Miscellaneous Maintenance Accessories	164
Lionel Railroader Club	Back Page

The following Lionel marks are used throughout this catalog and are protected under law. All rights reserved.

Lionel®, TrainMaster®, Odyssey®, RailSounds®, CrewTalk™, TowerCom™, DynaChuff™, StationSounds™, Pullmor®, ElectroCoupler™, Magne-Traction®, CAB-1 Remote Controller®, American Flyer®, Lionel ZW®, ZW®, MagniVision®, TMCC®, Lionelville™, Wireless Tether™, Powerhouse™, LionMaster®, PH-1 Powerhouse®, Powermaster®, Powerstation-Powerhouse®, Accessory Motor Controller™, AMC™, Accessory Switch Controller™, ASC™, Action Recorder Controller™, ARC™, Track Power Controller 300™, TPC 300™, Track Power Controller 400™, TPC 400™, Block Power Controller™, BPC™, Operating Track Controller™, OTC™, FatBoy™, Lionel Kiddie City®, Lionel Playworld®, Lockon™

The name FasTrack® is used with permission from Pitsco, Inc.

Any reproduction, transmission or dissemination of the material herein is strictly prohibited. Trademarks owned by Lionel L.L.C. are indicated throughout this document. Items depicted in this catalog are subject to change in price, color, size, design and availability. Verify features on product package. Retail prices are suggested.

See your Authorized Lionel Dealer for more information.



Welcome to the first Lionel catalog for 2004. With the economy beginning a sustained comeback and experts planning for better times ahead, 2004 will be a year of opportunity. We are planning a number of very exciting new projects to coincide with this rebound.

In O gauge we've just completed a fantastic holiday season for train sets, rolling stock and accessories—not to mention FasTrack. Perhaps no introduction in recent memory can match the excitement surrounding FasTrack, which started out in O-36, and is expanding into O-48, O-60 and O-72. On pages 156-159 you'll see the FasTrack products and related accessories that will round out this great new Lionel category, with more total items than in O and O-27 combined.

Of course, 2004 will see new steamers. We've developed a number of unique and wonderful features that will enhance our premium locomotives this year. Topping the list is the awe-inspiring RailSounds 5.0 which, with two to four times the memory capacity of RailSounds 4.0, gives you more sounds more faithfully recreated and with superior clarity for features like TowerCom, CrewTalk, Water Injectors, Brake Squeal and a carload of other rail sounds. If you haven't heard RailSounds 5.0 yet you'll be amazed. We're also adding real coal loads, metal bell and whistle cords and more of the details you've told us you want in a top-of-the-line steam model. RailSounds 5.0 will definitely make our select steamers more realistic than ever before.

Passenger train fans, your wait is finally over! Joining the 2004 Lionel line are 18" aluminum passenger cars complete with interior detailing and passengers, working diaphragms and fully sprung, die-cast trucks. Santa Fe, B&O and the Florida East Coast "Champion" are the first road names to grace our new cars.

Please read pages 30-31 very carefully. We have begun the massive undertaking of creating a 1:48 scale Acela, complete with all of its operational characteristics—high-speed turning, automatically opening doors, deployable pantographs—everything the original has. It is still in the design phase, but we want you to reserve yours now, in anticipation of the rush to own one of these cutting-edge masterpieces when they arrive in 2005. This will usher in a

new era of model railroading. It's that revolutionary.

Finally, continuing in the spirit of the motorized units of the post-war era, we are introducing maintenance-of-way equipment for your layout. All of the detail and action of the real-life units are designed into this exciting and classic category. These great new items will be at home beside the ballast tamper or rotary snow plow, but will feature a more scale look and operation.

And that's just O gauge. What about HO, S gauge and Large Scale?

The HO line was very well received last year, so much so, in fact, that we're expanding with new locomotives. The first, the UP Veranda, was such a success in O gauge that we didn't want to miss the opportunity to offer it in HO. Our HO fans should love this newest part of the line, with full DCC and digital QSI Quantum Sound on-board, complete with a voice-prompted programming mode where you can set individual sound levels, take-off and braking momentum and operating voltages, all assisted by the voice of the Quantum Sound system.

American Flyer should have a banner year, with the arrival of the Mikado, the beginning of a fleet of die-cast Flyer equipment, and an expansion of the rolling stock category with a number of great resurrected pieces from the golden days of American Flyer.

Large Scale continues with key products aimed at the G gauge railroader. They say you can't be all things to all people, but I believe we've managed to come awfully close in this newest Lionel catalog. See what you think, and then come to a local dealer and have a look. Until next time. . .

Best Wishes,

William L. Bracy
President and CEO
Lionel L.L.C.



A Guide to Product Features

At Lionel, we are proud to present the finest, most advanced locomotives—powerful models with tried-and-true performance and cutting-edge technology. Over the years, we have revolutionized this great hobby with advances in locomotive traction, train operation, and on-board sounds. Lionel trains feel more and more like the real railroad. Use this guide to learn about the incredible features of Lionel locomotives.

■ OPERATION

■ Transformer Control

All Lionel locomotives—from the most sophisticated engines to the most basic—can be controlled by a basic transformer. Even older transformers can run our most advanced engines.

■ TrainMaster Command Control

Locomotives equipped with the incredible TrainMaster Command Control system are controlled by the commands from your CAB-1 Remote Controller, giving you the freedom to operate your trains while walking around your layout. Unlock the advanced sounds and features of your Command-equipped locomotives and, better yet, operate multiple units on the same track, at the same time! Installation is as easy as hooking up a transformer, and operation is simple to learn.

■ ElectroCouplers (TrainMaster Command Control required)

Open these couplers anywhere on the layout—without uncoupling track sections. The CAB-1 Remote Controller activates the ElectroCouplers with the TrainMaster Command Control system. Also, be sure to listen for authentic sounds of the coupler in operation with the RailSounds sound system.

■ Odyssey System

Heavy loads and steep grades are no problem for locomotives equipped with the Odyssey System, “cruise control” for your locomotive. No matter what, Odyssey System-equipped locomotives will maintain the speed you set. Watch your locomotive as it creeps through the yard or fights up a grade without hesitation, regardless of the long string of cars behind it.

■ Wireless Tether Connection between Locomotive and Tender

Looking to enhance the appearance of Lionel locomotives, we exclusively developed the infrared Wireless Tether connection so that the locomotive and tender could communicate without cumbersome wiring between the units. Lionel steamers are the only locomotives in O gauge offering this special feature.

■ Magne-Traction

Always on the cutting edge of model railroad technology, Lionel developed the Magne-Traction track gripping system in 1950. The wheels are actually magnetized, increasing track adhesion for extra traction and stability around curves. On other locomotives, Traction Tires on one or more of the powered driving wheels provide extra strength and stability for hauling long strings of cars. Traction Tires grip the rails, enhancing tractive effort for extra pulling power.

■ SOUND AND SMOKE

■ RailSounds

Widely regarded as the industry standard, the impressive RailSounds sound system brings the real sounds of the railroad to your layout. From the mechanical symphony of the locomotives, to the commotion of the station, you will be impressed by the digitally recorded samples of these special and authentic sounds.

■ MultiHorn/MultiWhistle

The sounds of the horn or the whistle actually change with each blast—just like the real thing. From the short, trumpet-like blasts of a diesel horn, to the breathtaking cries of the steam whistle, these familiar sounds replicate the magic of the rails.

■ Braking Sounds

Press the BRAKE button on your TMCC CAB-1 Remote Controller or rapidly decrease your throttle and listen for the screeching of your locomotive's brakes.

■ Start-up and Shut-down

Fire up your locomotive just like the real thing! Listen as the diesel engine turns over or the steam locomotive comes to life. You will also hear the sounds of the giant locomotive gradually fade away when you turn off power.

■ Steam Let-off/Blow-off

(TrainMaster Command Control required)

At the press of a button, your steam locomotive will replicate the sound of hot steam being released from the cylinders.

■ Diesel RPM

Throttle up your locomotive and listen as the locomotive's RPMs increase. While the RPM sounds automatically intensify with the speed of the engine and the power supplied to the track, you can also fine-tune the levels with your CAB-1 Remote Controller.

■ DynaChuff

A favorite feature among steam fans, DynaChuff is the varying intensity of the locomotive's chuffing, synchronized with the speed of the locomotive.

■ TowerCom Announcements

(TrainMaster Command Control required)

“1361, you're clear for departure.” Locomotives equipped with TowerCom feature a specialized announcement or announcements from the tower to your locomotive. Many TowerCom announcements include your locomotive's roadname and number.

■ CrewTalk Communication

(TrainMaster Command Control required)

This is the crackling radio communication inside your locomotive, caboose, and other cars. Operate several CrewTalk-equipped locomotives with CrewTalk-equipped rolling stock, and you will find that these messages are sequenced to sound as though personnel stationed at different parts of the train are radioing each other.



▪ StationSounds

Listen to the sounds of the busy platform! With a StationSounds-equipped passenger car, you will hear the station's loudspeaker announce arrivals and departures. Enroute, the conductor makes dining reservation and station stop announcements. Some cars even feature the "clickety-clack" of the train's wheels speeding along the track.

▪ Smoke

From the wafts of diesel exhaust to the heavy smoke columns that erupt from steam locomotive stacks, many Lionel locomotives feature operating smoke generators. Fan-driven smoke units provide a steady flow of smoke, and puffing smoke units create short blasts of smoke as the locomotive moves along the track. For the most realistic smoke effects, synchronized smoke units coordinate the blasts of smoke with the revolutions of the drivers and the DynaChuff sounds of the locomotive.

■ ILLUMINATION

▪ Directional Lighting

Most TrainMaster Command Control diesel locomotives and steam locomotives with a headlight and tender back-up light feature directional lighting. Operate a TMCC-equipped diesel in forward, and the headlight illuminates the mainline. In reverse, the headlight shuts off, and the rear headlight or the headlight of a second diesel (in a multi-unit lash-up) turns on. For TMCC-equipped steam locomotives, the headlight remains on in both forward and reverse operation. In reverse, the tender back-up light (if present) will shine.

▪ Classification Lights and Marker Lights

Classification lights are located on the boiler front or top of some steam locomotives while marker lights are on the rear of some steam locomotive tenders. These lights are also located on the ends of some diesel locomotives.

▪ Lighted Number Boards

Brightly illuminated, the locomotive's unique road number is displayed on the boiler top of some steam locomotives and on the ends of some diesel locomotives.

▪ Strobe Light

This flashing warning light is located on the cab roof of some diesel locomotives.

▪ Ditch Lights

These low-mounted lights serve as close-range secondary headlights on some diesel locomotives.

▪ Glowing Firebox and Flickering Firebox

A red glow steadily emanates from the firehole inside of the cab of Lionel steam locomotives equipped with the glowing firebox. Steam locomotives equipped with a flickering firebox create the illusion of a live fire "flickering" within.

▪ Variable ashpan glow

Start up a Lionel steam locomotive equipped with this feature and look for a red glow on the outside of the locomotive between the ashpan and firebox. As speed increases, the light grows brighter, simulating the increased draft onto the fire.

Feature Icons

As you journey through this catalog, look for the bold icons that represent your favorite Lionel features. The Odyssey System, TrainMaster Command Control—all of the best innovations are included. At a glance, you'll know how each locomotive is outfitted. You can't miss your favorite features with these specialized icons!



Odyssey System



TrainMaster Command Control



RailSounds



Magne-Traction



ElectroCouplers



Wireless Tether



TRAIN SETS

Lionel Train Sets

Each Lionel ready-to-run train set includes the FasTrack track system and most come equipped with the powerful CW-80 Transformer.

Featuring engraved ballast and painted track ties, the realistically detailed base of each FasTrack track section provides extra stability on all sorts of surfaces, including the living room carpet. Each piece is easy to connect and disconnect offering a positive, secure connection every time. See page 156 for more on the FasTrack track system.

The CW-80 Transformer provides 80 watts of power in a compact package reminiscent of the legendary ZW Transformer. The CW-80 Transformer (also available separately, see page 155) has two programmable accessory outputs, allowing voltage levels for accessories to be set independently of track power. No need to worry about blown lightbulbs!

Most sets also include a "How-to" video with easy-to-follow set up instructions and additional information to get started in model railroading with Lionel trains.



"How-to" instructional video included with most Lionel ready-to-run train sets

FasTrack



Great Northern Glacier Route



Pennsylvania Flyer



Great Northern Glacier Route Freight

Painted in bright Omaha orange and deep Pullman green, this powerful RS-3 diesel locomotive hauls a boxcar, tank car, and caboose through Glacier National Park and over the Rocky Mountains. This locomotive features an operating headlight, a lighted interior, and a powerful diesel horn.

SET INCLUDES:

- RS-3 diesel locomotive, boxcar, three dome tank car, caboose, three straight FasTrack track sections, eight curved FasTrack track sections, a FasTrack terminal section, 40-Watt Transformer

LOCOMOTIVE FEATURES:

- Transformer controlled forward, neutral and reverse operation
- Operating diesel horn
- Operating headlight
- Powerful maintenance-free motor
- Operating couplers
- Lighted interior

ROLLING STOCK FEATURES:

- Operating couplers
- Opening doors on boxcar
- Minimum Curve: 0-27
- Length: 43"
- Layout dimensions: 40" x 60"

(6-31952) \$149.99

Pennsylvania Flyer

With smoke pouring from the stack and the headlight ablaze, this die-cast metal steam locomotive races to the big port cities of the Eastern Seaboard with a boxcar, gondola, and caboose in tow. Featuring the CW-80 Transformer and a huge oval of FasTrack track, the Pennsylvania Flyer proves one of our most popular train sets.

SET INCLUDES:

- 4-4-2 steam locomotive and tender, boxcar, gondola with four canisters, caboose, three straight FasTrack track sections, eight curved FasTrack track sections, a FasTrack terminal section, CW-80 Transformer, "How-to" instructional video, smoke fluid

LOCOMOTIVE FEATURES:

- Transformer controlled forward, neutral and reverse operation
- Air whistle in tender
- Operating headlight
- Operating coupler on rear of tender
- Powerful maintenance-free motor
- Puffing smoke unit
- Die-cast metal locomotive body with metal frame and trucks

ROLLING STOCK FEATURES:

- Operating couplers
- Opening doors on boxcar
- Four removable canisters on gondola
- Minimum Curve: 0-27
- Length: 46 1/2"
- Layout dimensions: 40" x 60"

(6-31936) \$179.99

TRAIN SETS

Southern Diesel Freight

With powerful dual motors, this tough GP-38 diesel locomotive charges through Dixieland, pulling a boxcar, a coal hopper, an operating searchlight car, and a caboose. Along with this long string of cars, the Southern Diesel Freight set includes an 80 watt CW-80 Transformer that allows you to easily expand your railroad empire.

SET INCLUDES:

- GP-38 diesel locomotive, operating searchlight car, boxcar, coal hopper, caboose with lighted interior, three straight FasTrack track sections, eight curved FasTrack track sections, a FasTrack terminal section, CW-80 Transformer, "How-to" instructional video

LOCOMOTIVE FEATURES:

- Transformer controlled forward, neutral and reverse operation
- Operating diesel horn
- Operating headlight
- Dual operating couplers
- Dual powerful maintenance-free motors
- Metal frame

ROLLING STOCK FEATURES:

- Operating couplers
- Opening doors on boxcar
- Operating searchlight on searchlight car
- Interior lighting in caboose
- Minimum Curve: O-27
- Length: 49"
- Layout dimensions: 40" x 60"

(6-31938) \$229.99

"Riding the Rails" Hobo Train

Celebrate the adventuresome life of the carefree hobo with the Riding the Rails Hobo Train. Watch as one hobo tries to outrun the railroad bull on the gondola while a high iron troubadour strums away in the open boxcar. Two more tireless tramps pump a handcar to catch up with their outbound brethren. This exciting set even includes a flickering Hobo Campfire.

SET INCLUDES:

- Hudson steam locomotive and tender, double door boxcar with figure, hobo chase gondola, lighted caboose, hobo handcar, hobo campfire accessory, three straight FasTrack track sections, eight curved FasTrack track sections, a FasTrack terminal section, CW-80 Transformer, "How-to" instructional video, smoke fluid

LOCOMOTIVE FEATURES:

- Transformer controlled forward, neutral and reverse operation
- Realistic air whistle in tender
- Operating headlight
- Operating coupler on rear of tender
- Powerful maintenance-free motor
- Puffing smoke unit
- Die-cast metal locomotive body

ROLLING STOCK FEATURES:

- Operating couplers
- Double door boxcar with figure
- Hobo figures move around gondola while train is in motion
- Interior lighting in caboose

HANDCAR FEATURES:

- Transformer controlled operation
- Maintenance-free powerful motor
- Two hobo figures pump the handle


HOBO CAMPFIRE FEATURES:

- Five pewter figures
- Pewter cooking pot and campfire spit
- Two bright, flickering LEDs
- Removable mounting tabs on base
- ON/OFF switch concealed under the trash can
- Locomotive and rolling stock individually boxed
- Minimum Curve: O-27
- Length: 47 3/8"
- Layout dimensions: 40" x 60"

(6-31953) \$299.99



FastTrack




**HOBO
CAMPFIRE
INCLUDED**

Hobo guitar player rides in open door of boxcar



"How-to" instructional video included with each of these sets





NEW!




NEW!



New York Central Flyer with RailSounds

FasTrack



Santa Fe Flyer with RailSounds

Flyer Train Sets with RailSounds

Featuring the RailSounds sound system—the most realistic sound system in model railroading—the New York Central Flyer and the Santa Fe Flyer come to life with steam chuffing, whistle blowing, and an operating smoke unit. These die-cast metal steamers haul brightly painted rolling stock over a huge loop of FasTrack track. Each set even includes a die-cast metal tractor-trailer.

EACH SET INCLUDES:

- 4-4-2 steam locomotive and tender, boxcar, flatcar with stakes and bulkheads, caboose, tractor, trailer, crate load, three straight FasTrack track sections, eight curved FasTrack track sections, a FasTrack terminal section, CW-80 Transformer, smoke fluid, "How-to" instructional video

EACH LOCOMOTIVE FEATURES:

- Transformer controlled forward neutral and reverse operation
- RailSounds sound system with steam sounds, synchronized chuffing, crew announcements, brake squeal, steam whistle and bell
- Operating headlight
- Operating coupler on rear of tender
- Powerful maintenance-free motor
- Puffing smoke
- Die-cast metal locomotive body
- Metal tender frame with die-cast metal trucks

ROLLING STOCK FEATURES:

- Die-cast metal sprung trucks (caboose has die-cast metal trucks) and operating couplers
- Opening doors on boxcar
- Interior illumination in caboose
- Minimum Curve: 0-27
- Length: 46"
- Layout dimensions: 40"x 60"

{6-31969} New York Central \$249.99

{6-31958} Santa Fe \$249.99



"How-to"
instructional
video included

***Fa*Track**

NEW!





Nickel Plate Road Super Freight with RailSounds

Puffing smoke and the realistic RailSounds sound system add even more action to this highly detailed 2-8-4 Berkshire steam locomotive. With all-new paint schemes, the Nickel Plate Road Super Freight charges through the Midwest with a boxcar, a tank car, a flatcar, and a lighted caboose. With a large FasTrack layout and the powerful CW-80 Transformer, this train set has the potential to grow into a full-fledged O gauge railroad empire.

SET INCLUDES:

- 2-8-4 Berkshire steam locomotive and tender, boxcar, single dome tank car, flatcar with semi trailer, caboose, three straight FasTrack track sections, eight curved FasTrack track sections, a FasTrack terminal section, CW-80 Transformer, smoke fluid, "How-to" instructional video

LOCOMOTIVE FEATURES:

- Transformer controlled forward, neutral and reverse operation
- RailSounds sound system with steam sounds, synchronized chuffing, crew announcements, brake squeal, steam whistle and bell
- Operating headlight
- Powerful maintenance-free motor
- Two traction tires
- Puffing smoke
- Die-cast metal locomotive body and frame
- Die-cast metal tender body and trucks
- Separately applied metal handrails

ROLLING STOCK FEATURES:

- Die-cast metal sprung trucks (caboose has die-cast metal trucks) and operating couplers
- Opening doors on boxcar
- Removable trailer on flatcar
- Operating smoke unit in caboose
- Lighted caboose interior
- Locomotive and rolling stock individually boxed
- Minimum Curve: 0-27
- Length: 58"
- Layout dimensions: 40"x 60"

(6-31962) \$399.99

Nickel Plate Road Super Freight

THOMAS THE TANK ENGINE



Thomas the Tank Engine's eyes move side to side



Includes three interchangeable faces

NEW!



Includes three play figures

**THOMAS
& FRIENDS**

FaSTrack



“How-to”
instructional
video included



© 2004 Gullane (Thomas) Limited

Thomas the Tank Engine O Gauge Train Set

Available for the first time with the new CW-80 Transformer and the FasTrack track system, Thomas the Tank Engine and Friends are ready for some exciting adventures in O gauge. Thomas pulls along his faithful coaches, Annie and Clarabel, as well as two Railway Workers and Sir Topham Hatt. Thomas' moving eyes ensure that your journey on everyone's #1 engine is a safe one, and the removable roofs of Annie and Clarabel allow you to load and unload your passengers.

SET INCLUDES:

- Thomas the Tank Engine with three interchangeable faces, Annie, Clarabel, three play figures, three straight FasTrack track sections, eight curved FasTrack track sections, a FasTrack terminal section, CW-80 Transformer, “How-to” instructional video

FEATURES:

- Transformer controlled forward, neutral and reverse
- Moving eyes on Thomas the Tank Engine
- Newly designed operating whistle
- Operating coupler on rear of locomotive
- Dual operating couplers on Annie and Clarabel
- Powerful maintenance-free motor
- Traction tire
- Set of three removable faces
- Removable roofs on Thomas, Annie and Clarabel
- Three play figures
- Minimum Curve: O-27
- Length: 21”
- Layout dimensions: 40” x 60”

(6-31956) \$149.99



THE POLAR EXPRESS


Do you hear the bells? The bells of Santa's sleigh? The bells that prove that you have been right all along, that Santa really does exist? If so, climb aboard the magical Lionel Polar Express for an unforgettable journey to the North Pole.

The Polar Express, the classic children's story written by Chris Van Allsburg in 1985, comes to life on movie screens around the world beginning Thanksgiving 2004 in a film by Robert Zemeckis, starring Academy Award® winner, Tom Hanks. Using ground-breaking, motion-capture animation, the story of a young boy's struggle to solve the mystery of Santa Claus plays out on a train called the Polar Express. Led by a massive Berkshire locomotive, the train transports wide-eyed kids on a hair-raising adventure to the North Pole.

Now, you can own the Polar Express train featured in both the best-selling book, and this Christmas season's sure-hit movie, as only Lionel can create it. Painstakingly designed to be true to the original, this exclusive Lionel train set features a die-cast metal Berkshire steam locomotive with a new, larger pilot, headlight lens cap and unique whistle. The engine and tender are painted in a dark, matte finish to complete the image.

Following the locomotive and tender are two lighted coach cars. The observation car features a new rounded observation deck, just like in the movie! Silhouettes in the windows depict scenes from the movie including the scary marionette car, and the joyful coach car where the kids get their fill of hot chocolate and candy.

The main characters from the movie are included as articulated figures with turning heads, movable arms, bendable waists and jointed knees. They can be posed and placed on areas of the locomotive, tender and passenger cars to replicate your favorite scenes from the movie.





SET INCLUDES:

- 2-8-4 Berkshire steam locomotive and tender, two passenger coaches, one passenger observation car with rounded deck, three straight FasTrack track sections, eight curved FasTrack track sections, one FasTrack terminal section, CW-80 Transformer, articulated movie characters, smoke fluid, "How-to" instructional video

LOCOMOTIVE FEATURES:

- Transformer controlled forward, neutral and reverse operation
- Air whistle in tender
- Operating headlight
- Operating coupler on rear of tender
- Powerful maintenance-free motor
- Two traction tires
- Puffing smoke
- Die-cast metal locomotive body and frame
- Separately applied metal handrails
- All-new pilot and headlight lens shield

PASSENGER CARS FEATURE:

- Interior lighting
- Decorated drumhead on observation car
- All-new, rounded observation deck
- Silhouettes in windows
- Minimum Curve: O-27
- Length: 63 3/8"
- Layout dimensions: 40" x 60"

(6-31960) \$249.99



There is no better children's book, no better movie director, no better actor, and no better train company to bring you all of the fun, excitement and drama of the Polar Express. Do not miss out on this Lionel O-gauge exclusive. Do you believe in Santa? We do!



THE POLAR EXPRESS



**North Pole Central Lines
2-8-4 Berkshire**

Create your own Christmas Special with this new 2-8-4 Berkshire decked out in holiday colors. The powerful steamer comes complete with the RailSounds sound system. A matching lighted caboose is also available separately.


LOCOMOTIVE FEATURES:

- Transformer controlled forward, neutral and reverse operation
- RailSounds sound system with steam sounds, synchronized chuffing, crew announcement, brake squeal, steam whistle and bell
- Operating headlight
- Operating coupler on rear of tender
- Powerful maintenance-free motor
- Two traction tires
- Puffing smoke unit
- Die-cast metal locomotive body with metal frame and trucks
- Die-cast metal tender body and trucks with a metal frame
- Minimum Curve: 0-27
- Length: 19 1/2"

North Pole Central Lines Caboose

FEATURES:

- Die-cast metal trucks and operating couplers
- Metal frame, ladders and smokestack
- Interior lighting
- Minimum Curve: 0-27
- Length: 7 1/8"




(6-28646) North Pole Central Lines 2-8-4 Berkshire \$229.99



(6-36515) North Pole Central Lines Caboose \$44.99





Silver Bell Express

Dressed in a frosty silver and blue livery, the Silver Bell Express graces the rails with three metal bells and a musical caboose in tow. This Large Scale train set includes a giant circle of track and a powerful transformer. To expand your layout, see the Large Scale track and switches available on page 163.

SET INCLUDES:

- 0-6-0 steam locomotive, gondola with bells, musical Christmas caboose,
- 12 pieces of curved Large Scale track,
- 40 watt transformer, one Santa Claus figure

LOCOMOTIVE FEATURES:

- Transformer controlled forward and reverse
- Powerful maintenance-free motor
- Operating headlight
- Weather-resistant construction for indoor/outdoor use
- Nickel-plated metal wheels
- Plated detail parts
- Removable roof for easy access to interior
- Santa Claus figure

ROLLING STOCK FEATURES:

- Weather-resistant construction
- Removable bells in gondola
- Musical caboose plays 12 of your favorite Christmas carols (nine-volt battery not included)
- Large Scale
- Length: 36"
- Layout dimensions: 51" diameter

(8-81024) \$199.99

Holiday Tradition Special

A classic Lionel train set rolling around the Christmas tree is an American tradition enjoyed by generations. The new Holiday Tradition Special hauls a bright load of Yuletide cheer. Listen as the boxcar plays 12 of your favorite Christmas carols. See the busy elf run around the gondola trying to corral a frisky reindeer for the big sleigh ride. This special train runs around a generous FasTrack loop with power supplied by a mighty CW-80 Transformer.

SET INCLUDES:

- 4-4-2 steam locomotive and tender, Christmas music boxcar, elf and reindeer animated gondola, lighted caboose, 3 straight FasTrack track sections, 8 curved FasTrack track sections, a FasTrack terminal section, CW-80 Transformer, smoke fluid, "How-to" instructional video

LOCOMOTIVE FEATURES:

- Transformer controlled forward, neutral and reverse operation
- Realistic air whistle in tender
- Operating headlight
- Operating coupler on rear of tender
- Powerful maintenance-free motor
- Traction tire
- Puffing smoke unit
- Die-cast metal locomotive body

ROLLING STOCK FEATURES:

- Operating couplers
- Musical boxcar plays 12 of your favorite Christmas carols (nine-volt battery not included)
- Elf and reindeer figures move around the animated gondola while the train is in motion
- Minimum Curve: O-27
- Length: 46"
- Layout dimensions: 40" x 60"

(6-31966) \$199.99

FasTrack



"How-to" instructional video included with Holiday Tradition Special

Silver Bell Express



Holiday Tradition Special



PREMIUM TRAIN SETS



NEW!

NEW!

**INCLUDES
TMCC!**

Canadian Pacific Snow Removal Train

Keeping the mainline clear in the Great White North is a tough job. Led by a rotary snowplow with spinning blades, this Canadian Pacific work train also keeps the tunnels clear with an ice breaker tunnel car. The Maintenance-of-Way crew stays warm in the illuminated bunk car with realistic smoke.

SET INCLUDES:

- Motorized rotary snowplow, ice breaker tunnel car, smoking bunk car

ROTARY SNOWPLOW FEATURES:

- Transformer controlled forward, neutral and reverse operation
- Powerful Pullmor motor
- Operating headlight
- Operating coupler on rear of unit
- Traction tire
- Die-cast metal frame
- Spinning plow blade

ROLLING STOCK FEATURES:

- Die-cast metal sprung trucks (Bunk car has die-cast metal trucks) and operating couplers
- Interior lighting in bunk car
- Operating smoke unit in bunk car
- Removable ice breaker structure in ice breaker tunnel car
- Individually boxed
- Minimum Curve: 0-27
- Length: Approx. 30"

{6-31717} \$299.99

Western Maryland Fireball Freight

Perfect for those who prefer to run in a non-Command Control environment or those looking for an affordable way to add to their motive power and rolling stock stables, the Western Maryland Fireball Freight offers a classic locomotive and some of the latest Lionel rolling stock. Led by a hearty dual-motored GP-7 in the famous fireball fast freight scheme of the Western Maryland, this new train set includes an impressive consist highlighted by a new Standard O PS-2 2-bay hopper featuring opening roof hatches and die-cast metal ends.

SET INCLUDES:

- GP-7 diesel locomotive, Standard O PS-2 hopper, single-dome tank car, flatcar with removable trailer, bay window caboose

LOCOMOTIVE FEATURES:

- Transformer controlled forward, neutral and reverse operation
- Operating diesel horn
- Directional headlights
- Operating strobe light
- Two operating couplers
- Four traction tires
- Dual powerful maintenance-free motors
- Metal frame and handrails
- Die-cast metal pilots and fuel tank

ROLLING STOCK FEATURES:

- Die-cast metal sprung trucks (Caboose has die-cast metal trucks) and operating couplers
- Removable trailer on flatcar
- Interior lighting in caboose
- Flashing rear light on caboose

Standard O PS-2 Hopper

ADDITIONAL FEATURES:

- Hidden uncoupling tab and rotating bearing caps
- Die-cast metal ends and center sill
- Separately applied metal details
- Opening roof hatches
- Individually boxed
- Minimum Curve: 0-31
- Length: Approx. 55 1/2"

{6-31719} \$349.99

Southern Pacific Overnight Freight

Offering an affordable introduction to model railroading with the industry-standard TrainMaster Command Control system, the Southern Pacific Overnight Freight offers a TMCC and RailSounds equipped 2-8-4 Berkshire hauling an impressive consist that includes an operating log car. With the purchase of a TMCC Command Base and CAB-1 Remote Controller (available separately), a simple one-wire connection to your transformer gets you started in Command Control railroading, giving you access to added features and effects that only the TMCC system can provide. For more on the TrainMaster Command Control system, see page 148.

SET INCLUDES:

- 2-8-4 Berkshire steam locomotive, operating log dump car, gondola with coil covers, wood-sided reefer, offset cupola caboose with interior lighting, unloading bin

LOCOMOTIVE FEATURES:

- TrainMaster Command Control equipped—able to run in Command Control Mode or in Conventional Transformer Control Mode
- RailSounds sound system
- Operating headlight
- Powerful maintenance-free motor
- Two traction tires
- Puffing smoke unit
- Die-cast metal locomotive body and frame
- Die-cast metal tender body
- Separately applied metal handrails


ROLLING STOCK FEATURES:

- Die-cast metal sprung trucks (Caboose has die-cast metal trucks) and operating couplers
- Removable wood logs on log dump car
- Two removable coil covers on gondola
- Caboose has metal frame, toolboxes and smoke stack
- Interior lighting in caboose
- Individually boxed
- Minimum Curve: 0-27
- Length: Approx. 57 1/2"

{6-31963} \$449.99



Includes new Standard O PS-2 2-bay Hopper



#1805 Land-Sea-Air U.S. Marines Missile Launch Set

In 1960, a futuristic military train featuring plenty of action-packed cars took layouts across the country by storm. Complete with special Postwar Celebration Series plaques and packaging, this accurately decorated reissue also features the TrainMaster Command Control system. Fire the missiles on the #45 locomotive with the touch of a button on your TMCC CAB-1 Remote Controller. Add the matching U.S. Marines Missile Launch Sound Car (Sold separately, see page 98) and hear the whoosh of the rockets, special crew announcements and more!

SET INCLUDES:

- #45 missile launcher locomotive, #3429 helicopter launch car with launching helicopter, #3820 flatcar with submarine, #6640 missile launch car, #6824 stretcher caboose with figure and stretchers

LOCOMOTIVE FEATURES:

- TrainMaster Command Control equipped—able to run in Command Control Mode or in Conventional Transformer Control Mode
- Missile launching function via TMCC CAB-1 Remote Controller (See page 150) or with a remote control track section (See pages 156-163)
- Operating headlights
- ElectroCoupler on rear of locomotive
- Powerful Pullmor motor
- Magne-Traction track gripping system
- Metal frame
- Flashing strobe light
- Operator figure
- Four missiles
- Postwar Celebration Series plaque and packaging

ROLLING STOCK FEATURES:

- Die-cast metal sprung trucks and operating couplers
- Manually launching missile on #6640 missile launch car
- Launching helicopter on #3429 helicopter launch car (Remote control track section required, sold separately)
- Manually operated, removable submarine on #3820 flatcar
- Postwar Celebration Series plaque and packaging
- Individually boxed
- Minimum Curve: 0-27
- Length: 54 1/2"

{6-31708} \$449.99





See the matching sound car on page 98



Launching missile



#13138 "Majestic" Electric Freight

A favorite of the 1963 line, the #13138 "Majestic" Electric Freight featured seven classic Lionel freight cars including two flatcars with operating Harnischfeger cranes. Like the original, a powerful GG-1 electric leads this extra-long consist of accurately painted reissues. Still equipped with the proven power of dual Pullmor motors and the pulling power of the Magne-Traction track gripping system, this GG-1 also comes upgraded with the TrainMaster Command Control system and the RailSounds sound system.

SET INCLUDES:

- #2360 Pennsylvania GG-1, #6464-725 New Haven boxcar, #6828 Harnischfeger construction crane car, #6416 Boat loader, #6827 Harnischfeger power shovel car, #6315-60 Lionel Lines single dome tank car, #6436-110 Lehigh Valley 4-bay hopper, #6437 Pennsylvania porthole caboose

LOCOMOTIVE FEATURES:

- TrainMaster Command Control equipped—able to run in Command Control Mode or in Conventional Transformer Control Mode
- RailSounds sound system with CrewTalk communication and TowerCom announcements
- Directional lighting including operating headlights and marker lights
- Dual ElectroCouplers
- Dual powerful Pullmor motors
- Magne-Traction track gripping system
- Die-cast metal body, trucks and pilots
- Operating metal pantographs
- Metal ladders
- Postwar Celebration Series plaque and packaging

ROLLING STOCK FEATURES:

- Die-cast metal sprung trucks (Caboose has die-cast metal trucks) and operating couplers
- #6464-725 New Haven boxcar features a metal frame and opening doors
- #6828 Harnischfeger construction crane car includes removable crane with manually operating boom and winch
- #6416 Boat loader features a metal superstructure with four removable boats
- #6827 Harnischfeger power shovel car includes removable power shovel with manually operating boom and shovel
- #6437 Pennsylvania porthole caboose features interior lighting and newly-restored rivet detail
- Postwar Celebration Series plaque and packaging
- Individually boxed
- Minimum Curve: 0-31
- Length: 87 1/2"

{6-31721} \$699.99



Florida East Coast *The Champion*

Florida East Coast Railway's *The Champion* streaked along the beaches of the sunshine state during the postwar years. From the blazing yellow and red E-3 A-A locomotives to the lighted octagonal drumhead on the observation car, this new Lionel set offers an accurate recreation of one of the most recognizable trains of the streamliner era. This new set marks the debut of the all-new Lionel 18" aluminum passenger cars. Their longer length makes the detailed cars a perfect match for the scale-sized A-A set.

SET INCLUDES:

- Powered E-3 A-unit, non-powered E-3 A-unit, new 18" aluminum combination car, two new 18" aluminum coaches, one new 18" aluminum observation car

A-A SET FEATURES:

- Trainmaster Command Control equipped—able to run in Command Control Mode or in Conventional Transformer Control Mode
- RailSounds sound system with CrewTalk communication and TowerCom announcements
- Odyssey System for speed control
- Directional lighting including LED headlights
- ElectroCouplers on the front of both the powered and non-powered A-units
- Dual powerful maintenance-free motors with momentum flywheels in the powered A-unit
- Four traction tires
- Fan-driven smoke generator in each A-unit that emits smoke from all eight stacks
- Die-cast metal trucks, pilots and fuel tanks
- Metal frame
- Separately applied metal details
- Lighted number boards
- Lighted cab interior
- Engineer figures

NEW 18" ALUMINUM PASSENGER CARS FEATURE:


- All-new die-cast metal sprung trucks and operating couplers with hidden uncoupling tab
- All-new separately applied metal details including roof vents and grab handles
- All-new separately applied vestibules with flexible diaphragms
- Metal frames
- Extruded aluminum bodies
- Detailed underframes
- Authentically detailed and painted interiors
- Passenger figures
- Interior lighting with ON/OFF control
- Operating marker lights and end light on observation car
- Lighted drumhead on observation car
- Minimum Curve: 0-54
- Length: Set length: Approx. 106"
E-3 A-A set: 34"
Single car: 18"

(6-31720) Florida East Coast *The Champion* \$1099.99

NEW!

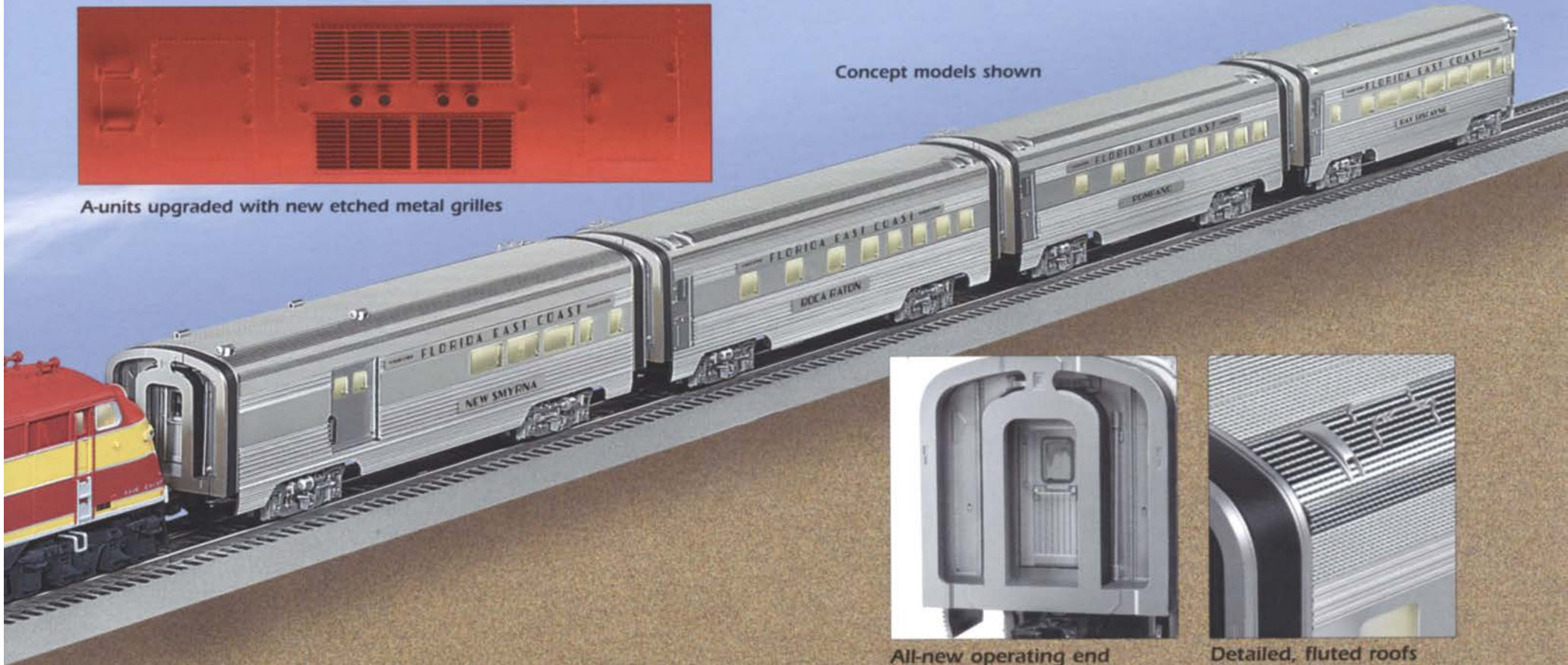


**ALL-NEW
18" ALUMINUM
CARS**



A-units upgraded with new etched metal grilles

Concept models shown




All-new operating end vestibules



Detailed, fluted roofs include metal vents and grab handles

All-new die-cast metal sprung trucks





Pioneer Zephyr

With its fluted stainless-steel sides, the Pioneer Zephyr ushered in the streamlined age. After its debut in 1934, the articulated train became the showpiece of the Chicago, Burlington & Quincy Railroad. On its runs across the Western plains, the "Silver Streak" often approached 80 miles per hour. Recently refurbished, the Pioneer Zephyr now resides at the Museum of Science and Industry in Chicago. The all-new Lionel model of this Zephyr includes the complete three car train set. This scale-sized O gauge streamliner is crafted almost entirely of die-cast metal with interior detailing inside each car. Customized RailSounds effects even capture the unique rumbling of the 600 horsepower Winton diesel engine.

SET INCLUDES:

- Locomotive/RPO, baggage/coach car, observation car

FEATURES:

- TrainMaster Command Control equipped—able to run in Command Control Mode or in Conventional Control Mode
- Odyssey System for speed control with ON/OFF switch
- RailSounds sound system with CrewTalk communication and TowerCom announcements
- Operating headlight on locomotive and rear light on observation car
- Lighted classification lights on locomotive and marker lights on rear of observation car
- Realistic articulation between cars
- Dual powerful maintenance-free motors with momentum flywheels
- Four traction tires
- Fan driven smoke unit emits exhaust from all four stacks

- Die-cast metal bodies, vestibules and trucks
- Metal frames
- Separately applied metal details
- Authentically detailed interiors
- Interior lighting in each car
- Train crew and passenger figures
- Minimum Curve: O-72
- Length: 49 1/4"

(6-51008) \$1099.99

NEW!





DIE-CAST METAL CONSTRUCTION

SCALE-SIZED



Articulated die-cast metal vestibules





Southern Pacific “Oil Can” TankTrain

This new, scale-sized freight set recreates one of the most unique unit trains in railroading. Two TMCC-equipped SD-40T-2 tunnel motors, each with dual Odyssey System-equipped motors, haul eight super-detailed TankTrain tank cars. Through the 1990s, the “Oil Can” proved one of Southern Pacific’s most important runs. The unique TankTrain system of flexible hoses and valves allowed an entire string of cars to be unloaded from the end of a consist.

SET INCLUDES:

- Two individually numbered, fully-featured SD-40T-2 tunnel motor diesel locomotives, one TankTrain A-end car, six TankTrain intermediate cars, one TankTrain B-end car with flashing End-of-Train Device



Separately applied valve details and flexible hoses

EACH SD-40T-2 DIESEL LOCOMOTIVE FEATURES:

- TrainMaster Command Control equipped—able to run in Command Control Mode or in Conventional Transformer Control Mode
- RailSounds sound system with CrewTalk communication and TowerCom announcements
- Odyssey System for speed control with ON/OFF switch
- Directional lighting including operating LED headlights and operating classification lights
- Realistic, pulsing Mars light
- Front and rear ElectroCouplers
- Dual powerful maintenance-free motors with momentum flywheels
- Four traction tires
- Fan-driven smoke unit
- Die-cast metal pilots, trucks and fuel tank
- Metal frame
- Separately applied metal details
- Lighted number boards
- Lighted cab interior
- Engineer and fireman figures

FIRST DIESELS WITH ODYSSEY ON/OFF SWITCH

TANKTRAIN TANK CAR FEATURES:

- Die-cast metal sprung trucks with rotating bearing caps and operating couplers with hidden uncoupling tab
- Separately applied metal details
- Flexible hoses between cars
- Flashing ETD on B-end car
- Minimum Curve: 0-31
- Length: Set: 159”
SD-40T-2: 17 1/2”
Tank car: 15 1/2”

(6-31718) \$1299.99




Prototypical headlight arrangement and “L”-shaped cab window





Includes two fully-featured TMCC-equipped SD-40T-2 diesels



Flashing End-of-Train-Device



Includes eight super-detailed TankTrain cars



Add-on intermediate cars on page 84





Southern Crescent Limited

In 1929, the Southern Railway gave its prestigious New York to New Orleans train a dignified make-over. Two-tone green Pullman cars, lettered in gold, perfectly matched a stable of Virginia green locomotives that hauled the *Crescent Limited* into history. The all-new Lionel locomotive provides an accurate scale-sized model of the elegant lines of a Southern PS-4 Pacific type. The authentic color schemes on both the locomotive and the cars are taken from actual Southern Railway painting and lettering diagrams for the *Crescent Limited*.

A matching Heavyweight 2-Pack featuring two additional sleepers and a StationSounds Heavyweight Diner are also available separately. The StationSounds Heavyweight Diner includes customized recordings such as dining reservation calls, arrival/departure announcements and even the "clickety-clack" of the train rolling down the track. Most of the effects are now accessible using only a transformer for those who prefer to run in a non-TMCC environment.

SET INCLUDES:

- All-new PS-4 steam locomotive and tender, one heavyweight combination car, two heavyweight sleepers and one heavyweight observation car

LOCOMOTIVE FEATURES:

- Produced from all-new tooling
- TrainMaster Command Control equipped—able to run in Command Control Mode or in Conventional Transformer Control Mode
- Odyssey System for speed control with ON/OFF switch
- Refined Conventional Transformer Control Mode with lower starting speeds, improved smoke output and simplified Odyssey System controls
- RailSounds sound system with CrewTalk communication, TowerCom announcements and DynaChuff synchronized chuffing
- Synchronized smoke unit with improved smoke output
- FatBoy speaker for the ultimate in sound reproduction
- High-torque Pittman® motor with momentum flywheel
- Wireless Tether connection between locomotive and tender
- Operating headlight and classification lights on locomotive
- ElectroCoupler on rear of tender
- Two traction tires
- Scale front coupler with interchangeable O gauge coupler
- Separately applied metal details and piping
- Accurate, separately applied builder's plates
- Authentically detailed cab interior
- Flickering firebox in cab
- Variable ashpan glow
- Cab window glass
- Engineer and fireman figures

EACH HEAVYWEIGHT PASSENGER CAR FEATURES:

- Die-cast metal trucks and operating couplers with hidden uncoupling tab
- Metal frames
- Authentically detailed and painted interiors
- Interior lighting with ON/OFF switch
- Opening doors
- Passenger figures
- Flexible diaphragms between cars
- Lighted drumhead on observation car
- Minimum Curve: 0-54
- Length: Set: 99 1/2"
Locomotive: 23 1/2"
Single car: 19"

(6-31713) \$1399.99





Detailed cab interior with a flickering firebox



Lighted drumhead on the observation car



ALL NEW
LOCOMOTIVE

(6-15520) Southern Crescent Limited Heavyweight StationSounds Diner \$269.99



(6-15517) Southern Crescent Limited Heavyweight 2-Pack \$229.99





acela

NEW!

Imagine what it felt like for the first Amtrak engineer who took control of the Acela on her maiden run. At his command, the technological equivalent of a Boeing 777 on rails zoomed along the Eastern business corridor between Boston and Washington, D.C. The Acela's state-of-the-art drive, navigational and environmental systems broke every convention of United States passenger transport. Just imagine the feeling of being at those controls!

Now imagine the task of replicating such a technological marvel in O gauge. As with the real-world Acela designers, so much of what makes the finished product great involves invention—creating features and operations that have never before existed. Think back on every engineering advance in Lionel's illustrious history—the 700E, Super O track, RailSounds and TMCC. They pale in comparison to our latest achievement. Under license from Amtrak—The Lionel Acela!

The scale-sized Acela fuses streamlined artistry and design excellence to deliver realism unmatched in any other train by any other maker at any time—period. The aerodynamic lines and rivet-for-rivet detailing come to life directly from Bombardier blueprints. At speed, each car tilts to swiftly maneuver through a curve—just like the real Acela. The pantographs deploy automatically according to the train's direction, or at the touch of a button. At the station, watch the side doors smoothly slide open. All units are close-coupled together to achieve realistic, continuous-run high-speed operation. Prototypical lighting effects even include illuminated interior control panels.

Lionel has committed to offer this unique engineering breakthrough for a super-limited edition of 2,000 sets. As an unprecedented opportunity, we're asking that you place your special order for the Acela a full 18 months prior to delivery. No electronic boards will be built, no tooling will be cut until the orders are placed and on our books. Design and production costs are so significant that there will be no margin for error—and there will be no units built that have no owner committed in advance.

You can own what can only be described as the most unique, advanced and highly featured model train ever offered. It is by far the top of the Lionel Line. Nothing before comes close to this package in technology, in features, in absolute accuracy. Don't miss your one shot at this pinnacle of Lionel innovation and quality!

Place your order today—or it may not ever happen. Help us bring to life the greatest Lionel product ever made. The Lionel Acela—coming to the rails in September, 2005.

SET INCLUDES:

- Acela powered locomotive, Acela non-powered locomotive, first class car, two business class cars


FEATURES:

- TrainMaster Command Control equipped—able to run in Command Control Mode or in Conventional Control Mode
- RailSounds 5.0 sound system with CrewTalk dialog, TowerCom announcements, superior sound quality and more!
- Odyssey System for speed control with ON/OFF control
- Realistic tilting mechanism leans car bodies into curves just like the real Acela
- Directional operating pantographs
- Pantographs may also be operating manually using your CAB-1 Remote Controller
- Operating car doors
- Authentically detailed interiors with new passenger and train crew figures
- Interior lighting including illuminated control panels in the locomotives
- Realistic flush fitting car windows
- Directional lighting including prototypical marker light and cab light operation
- Lighted number boards
- Dual maintenance-free motors with momentum flywheels in powered locomotive
- All-new die-cast metal sprung trucks on locomotives and cars
- Minimum Curve: O-72
- Length: 102"

(6-31714) \$1999.99

AVAILABLE IN 2005

RailSounds™
5.0



Actual Lionel production design drawings shown



101 Dalmatians Animated Gondola

The Dalmatians have Cruella DeVil on the run! Everyone's favorite canines chase the evil Cruella around the colorfully decorated gondola as it rolls down the track.

FEATURES:

- Die-cast metal trucks and operating couplers
- Custom Disney packaging
- Minimum Curve: 0-27
- Length: 10 1/2"

Toy Story Handcar

Buzz Lightyear and Woody join forces to power their handcar down the tracks.

FEATURES:


- Powerful maintenance-free motor
- Painted body
- Traction tire
- Mickey and Minnie figures with articulated arms
- Custom Disney packaging
- Minimum Radius: 0-27
- Length: 4"

Peter Pan Bobbing Head Car

Look out, Peter! It's Captain Hook! Peter Pan and his archenemy alternately bob up and down through the roof openings.

FEATURES:

- Die-cast metal trucks and operating couplers
- Custom Disney packaging
- Minimum Curve: 0-27
- Length: 10 1/4"



(6-36721)
101 Dalmatians
Animated
Gondola
\$64.99

(6-18475)
Toy Story Handcar
\$59.99

(6-36722)
Peter Pan
Bobbing
Head Car
\$64.99

(6-24131)
Dumbo Pylon
\$129.99



(6-36720)
Aladdin Aquarium Car
\$64.99



(6-18476)
Mickey and
Minnie Handcar
\$59.99



Dumbo Pylon

Watch as Dumbo swoops and climbs around the tower. Mrs. Jumbo, Timothy Q. Mouse, and the Ringmaster all peer out of the tower windows.

FEATURES:

- Powerful, maintenance-free motor
- Metal tower
- Interior lighting
- Dumbo flies approximately 21 1/2" above the base
- Custom Disney packaging
- Dimensions: 5 3/4" x 5 3/4" x 14 1/4"

Aladdin Aquarium Car

Take a magic carpet ride through Arabia with Aladdin, Jasmine, and the Genie!

FEATURES:

- Die-cast metal trucks and operating couplers
- Metal frame
- Interior light
- Moving, decorated belt
- Custom Disney packaging
- Minimum Curve: 0-27
- Length: 10 1/4"

Mickey and Minnie Handcar

Take a romantic ride with Mickey and Minnie on their own personal handcar.

FEATURES:

- Powerful maintenance-free motor
- Mickey and Minnie figures with articulated arms
- Custom Disney packaging
- Minimum Curve: 0-27
- Length: 4"

STEAM LOCOMOTIVES

0-6-0 Docksiders

Based on the dockside switchers once found on railroads across the country, the Lionel 0-6-0 Docksiders are built from an all-new design. Pull or even push freight consists with the front or rear operating couplers that can uncouple at the push of a button (Uncoupling track section required, see pages 158-163.) Offering plenty of action in an affordable package, the new 0-6-0 Docksiders include puffing smoke, directional lighting and a newly designed electronic steam whistle.

FEATURES:

- Produced from all-new tooling
- Transformer controlled forward, neutral and reverse
- Newly designed operating whistle
- Directional lighting including operating headlight and operating back-up light
- Front and rear operating couplers
- Powerful maintenance-free motor
- Traction tire
- Puffing smoke unit
- Die-cast metal locomotive body and frame
- Engineer and fireman figures
- Minimum Curve: 0-27
- Length: 8 3/4"



Directional back-up light

**NEW
STEAM
WHISTLE**

**ALL NEW
DESIGN**

[6-28613] Reading \$99.99



NEW!

[6-28624] Santa Fe \$99.99



NEW!

Caboose

A matching caboose is available for each locomotive on these pages.

FEATURES:

- Operating couplers
- Interior lighting
- Minimum Curve: 0-27
- Length: 7 1/8"



[6-36502] Reading \$24.99

NEW!



[6-36520] Santa Fe \$24.99

NEW!

(6-28636) Rio Grande 4-4-2 \$99.99

NEW!



Rio Grande 4-4-2

Union Pacific 4-6-4 Hudson

Every railroad needs a strong stable of iron horses. Each of these value-priced classics is matched to pull Lionel traditional rolling stock and can easily negotiate curves as tight as O-27. The 4-6-4 Hudson offers the added realism of the industry-standard RailSounds sound system.

RIO GRANDE 4-4-2 FEATURES:

- Transformer controlled forward, neutral and reverse operation
- Operating headlight
- Operating coupler on rear of tender
- Powerful maintenance-free motor
- Traction tire
- Puffing smoke unit
- Die-cast metal locomotive body with metal frame and trucks
- Die-cast metal tender trucks and metal frame
- Air whistle in tender
- Engineer and fireman figures
- Minimum Curve: O-27
- Length: 18"

(6-28637) Union Pacific 4-6-4 Hudson \$199.99

NEW!



4-6-4 HUDSON FEATURES:

- Transformer controlled forward, neutral and reverse operation
- RailSounds sound system with steam sounds, synchronized chuffing, crew announcement, brake squeal, steam whistle and bell
- Operating headlight
- Operating coupler on rear of tender
- Powerful maintenance-free motor with momentum flywheel
- Two traction tires
- Puffing smoke unit
- Die-cast metal locomotive body with metal frame and trucks
- Die-cast metal tender body and trucks with a metal frame
- Engineer and fireman figures
- Minimum Curve: O-27
- Length: 19"



See page 68

NEW!



(6-36501) Rio Grande \$24.99

NEW!

DIE-CAST METAL TRUCKS



(6-26598) Union Pacific \$34.99

STEAM LOCOMOTIVES

2-8-4 Berkshire Steam Locomotives

Hailed as "Superpower" by the railroading world, Berkshires once hauled the fast freight and fastest Limiteds along the high iron. Built of tough die-cast metal, each locomotive and tender can negotiate the tight curves of virtually any O gauge layout. Each new Berkshire offers the added realism of the RailSounds sound system.

FEATURES:

- Transformer controlled forward, neutral and reverse operation
- RailSounds sound system with steam sounds, synchronized chuffing, crew announcement, brake squeal, steam whistle and bell
- Operating headlight
- Operating coupler on rear of tender
- Powerful maintenance-free motor with momentum flywheel
- Two traction tires
- Puffing smoke unit
- Die-cast metal locomotive body with metal frame and trucks
- Die-cast metal tender body and trucks with a metal frame
- Engineer and fireman figures
- Minimum Curve: 0-27
- Length: 19 1/2"

(6-28638) Great Northern 2-8-4 Berkshire \$229.99



(6-28639) New York Central 2-8-4 Berkshire \$229.99



See page 68

Great Northern and New York Central Caboosees

FEATURES:

- Die-cast metal trucks and operating couplers
- Interior lighting
- Metal frame, ladders, toolboxes and smokestack
- Minimum Curve: 0-27
- Length: 7 1/8"

(6-26597) Great Northern Caboose \$44.99



(6-26596) New York Central Caboose \$44.99



(6-38070) Chesapeake & Ohio 4-6-2 Pacific \$349.99



(6-38089) Pennsylvania K-4 Pacific \$349.99



Chesapeake & Ohio 4-6-2 and Pennsylvania K-4 Pacific Steam Locomotives

Expand your model railroading experience with the TrainMaster Command Control system. Both of these detailed, traditionally sized locomotives represent the lowest priced TMCC-equipped Lionel steamers ever offered. Since they can handle an O-27 curve, these locomotives can bring Command Control to virtually any layout. With a TMCC Command Base and CAB-1 Remote Controller (both sold separately), all it takes is a one-wire connection to your transformer to get started with the TrainMaster Command Control system. See page 148 for more!

FEATURES:

- TrainMaster Command Control equipped—able to run in Command Control Mode or in Conventional Transformer Control Mode
- RailSounds sound system with CrewTalk communication, TowerCom announcement and DynaChuff synchronized chuffing
- Operating headlight
- ElectroCoupler on rear of tender
- Powerful maintenance-free motor with momentum flywheel
- Two traction tires
- Puffing smoke unit
- Variable firebox glow
- Die-cast metal locomotive body and trucks
- Die-cast metal tender body and trucks
- Minimum Curve: O-27
- Length: C&O 4-6-2 Pacific: 19 3/4"
Pennsylvania K-4 Pacific: 19 1/2"

Chesapeake & Ohio Bay Window and Pennsylvania Porthole Caboosees

FEATURES:

- Die-cast metal trucks and operating couplers
- Interior lighting
- Metal frame
- Bay Window Caboose includes flashing Mars light on rear
- Porthole Caboose includes brakeman figure in cupola and metal handrails
- Minimum Curve: O-27
- Length: Bay Window: 10 1/4"
Porthole: 8"

(6-29708) C&O Bay Window Caboose \$59.99



(6-29709) Pennsylvania Porthole Caboose \$59.99



STEAM LOCOMOTIVES



Camelback 4-6-0 Steam Locomotives

At under \$450, these upgraded Camelback steamers mark the lowest priced, scale-sized Lionel steam locomotives ever offered with the TrainMaster Command Control system. Once popular in both freight and passenger service, the distinctive wide firebox of the Camelback allowed it to burn cheap waste anthracite coal common on many Eastern railroads. The Lionel Camelbacks feature upgrades from their original release such as an improved RailSounds sound system with controls conveniently hidden under the opening tender water hatch, and an opening cab roof hatch. Each road name is available in two versions: TMCC-equipped and conventional transformer control only. Both versions feature the realistic RailSounds sound system.

TMCC VERSION FEATURES:

- TrainMaster Command Control equipped—able to run in Command Control Mode or in Conventional Transformer Control Mode
- RailSounds sound system with CrewTalk communication, TowerCom announcement and DynaChuff synchronized chuffing
- ElectroCoupler on rear of tender

CONVENTIONAL VERSION FEATURES:

- Transformer controlled forward, neutral and reverse operation
- RailSounds sound system with steam sounds, synchronized chuffing, crew announcements, brake squeal, steam whistle and bell
- Magnetic coupler on rear of tender
- Upgradeable to full TrainMaster Command Control (Upgrade kits sold separately)

EACH VERSION FEATURES:

- Directional lighting including operating headlight and back-up light on rear of tender
- Illuminated classification lights on the front of the locomotive
- Powerful maintenance-free motor with momentum flywheel
- Two traction tires
- Puffing smoke unit
- Die-cast metal locomotive body, pilot and trucks
- Die-cast metal tender body and trucks
- Separately applied metal details
- Opening cab roof hatch
- Opening tender water hatch reveals easy-to-access RailSounds controls
- Authentically detailed cab interior
- Glowing firebox behind cab
- Cab window glass
- Engineer and fireman figures
- Minimum Curve: 0-31
- Length: 17 1/2"

**UNDER
\$450**

**UPGRADED
DESIGN**

(6-28746) Erie TMCC #860 \$449.99

(6-28747) Erie Conventional #878 \$349.99





(6-28742) Baltimore & Ohio TMCC #1630 \$449.99
 (6-28743) Baltimore & Ohio Conventional #1632 \$349.99



(6-28744) Delaware & Hudson TMCC #548 \$449.99
 (6-28745) Delaware & Hudson Conventional #555 \$349.99



(6-28748) Jersey Central TMCC #772 \$449.99
 (6-28749) Jersey Central Conventional #773 \$349.99



(6-28750) Lackawanna TMCC #690 \$449.99
 (6-28751) Lackawanna Conventional #1031 \$349.99



(6-28752) Long Island TMCC #126 \$449.99
 (6-28753) Long Island Conventional #127 \$349.99



(6-28754) New York, Ontario & Western TMCC #249 \$449.99
 (6-28755) New York, Ontario & Western Conventional #253 \$349.99



(6-28756) Pennsylvania-Reading Seashore Lines TMCC #6000 \$449.99
 (6-28757) Pennsylvania-Reading Seashore Lines Conventional #6001 \$349.99



(6-28758) Susquehanna TMCC #30 \$449.99
 (6-28759) Susquehanna Conventional #36 \$349.99



2-6-0 Mogul

Although the wheel arrangement was first developed in the mid-19th century, the 2-6-0 Mogul type ran on North American rails through the 1950s. After the turn of the 20th century, they still hauled light passenger and light freight consists. Their proven power even served in switching duties. Moguls were especially popular in branch line service where lighter rail and tight clearances restricted the use of larger, more "modern" motive power. These scale-sized, fully-featured Lionel steamers can negotiate tight O-31 curves making them versatile enough to handle just about any O gauge layout. All of the new 2-6-0s have many of our latest features including the new synchronized smoke system. In addition, each version features unique cab styles and details that accurately reflect that particular road name.

Actual production design drawings shown

NEW!

(6-38017) Canadian National \$599.99



NEW!

(6-38018) Wabash \$599.99





Actual production design drawings shown

NEW!

(6-38019) Boston & Maine \$599.99



NEW!

(6-38088) New York Central \$599.99



FEATURES:

- Produced from all-new tooling
- TrainMaster Command Control equipped—able to run in command Control Mode or in Conventional Transformer Control Mode
- RailSounds sound system with CrewTalk communication, TowerCom announcements and DynaChuff synchronized chuffing
- Odyssey System for speed control with ON/OFF switch
- Refined Conventional Transformer Control Mode with lower starting speeds, improved smoke output and simplified Odyssey System controls
- Wireless Tether connection between locomotive and tender
- Directional lighting including operating headlight and back-up light on rear of tender
- Illuminated classification lights on front of locomotive
- ElectroCoupler on rear of tender
- Scale front coupler with interchangeable O gauge coupler
- High-torque Pittman® motor with momentum flywheel
- Two traction tires
- Synchronized fan-driven smoke unit with improved smoke output
- Die-cast metal locomotive body, pilot and trucks
- Die-cast metal tender body and trucks
- Separately applied metal details
- Accurate, separately applied builder's plates
- Authentically detailed cab interior
- Glowing firebox in cab
- Lighted cab interior
- Cab window glass
- Engineer and fireman figures
- Cab styles and details unique to specific road name
- Minimum Curve: O-31
- Length: 16 1/2"

Pickering Lumber Heisler

The scale-sized Lionel Heisler geared locomotive marks the first time that this "off-road vehicle" of railroading has been brought to O gauge rails. Heislars were favored by logging outfits like California's Pickering Lumber for their ability to handle steep grades and rough track. Just like the prototype, the Lionel Pickering Lumber Heisler includes a working drive train of spinning gears, cranks and shafts. The TMCC-equipped locomotive includes the RailSounds sound system featuring unique effects based on recordings of actual Heislars in action.

FEATURES:

- TrainMaster Command Control equipped—able to run in both Command Control Mode or in Conventional Transformer Control Mode
- RailSounds sound system with CrewTalk communication, TowerCom announcements and DynaChuff synchronized chuffing
- Working connecting rods, shafts and gears
- Directional lighting including operating headlight and back-up light on rear of tender
- Front and rear ElectroCouplers
- High-torque Pittman® motor with momentum flywheel
- Two traction tires
- Synchronized, fan-driven smoke unit with improved smoke output
- Die-cast metal locomotive body, frame, pilot and trucks
- Die-cast metal tender body and trucks
- Separately applied metal details
- Accurate, separately applied builder's plates
- Lighted cab interior
- Opening hatches on locomotive and tender reveal TMCC, RailSounds and smoke unit controls—all without having to take your Heisler locomotive off of the rails
- Cab window glass
- Engineer and fireman figures
- Minimum Curve: O-31
- Length: 15 3/4"

(6-38092) \$1199.99



Matching skeleton log car 3-packs available on page 75





UPGRADED DESIGN

(6-38076) Chesapeake & Ohio Berkshire \$1199.99



SEPARATE COAL



UPGRADED DESIGN

(6-38077) Virginian Berkshire \$1199.99



Distinctive boiler fronts

SEPARATE COAL



Berkshire Steam Locomotives

Scale-sized Lionel Berkshires pay tribute to one of the last great steam locomotive designs, including details unique to each road name. There is no trust plate on the Lionel model of #2699 (ex-PM Berkshire #1215) since the merger agreement between Pere Marquette and C&O dictated that only "paid off" locomotives could be re-lettered Chesapeake & Ohio. Purchased in 1946, Berkshires were among the last steamers to run on the Virginian Railway. Both Berkshires include all-new enhancements such as separate coal, individually opening water hatches, and more separately-applied handrails.

FEATURES:

- TrainMaster Command Control equipped—able to run in Command Control Mode or in Conventional Transformer Control Mode
- New RailSounds 5.0 sound system with new intelligible CrewTalk dialog, more TowerCom announcements, and additional operator-controlled sound effects such as a water injector
- All-new DynaChuff synchronized chuffing, including a manual mode that allows the operator to easily shift chuff intensity between 15 different levels
- Two FatBoy speakers for the ultimate in sound reproduction
- Odyssey System for speed control with ON/OFF switch
- Refined Conventional Transformer Control Mode with lower starting speeds, improved smoke output and simplified Odyssey System controls
- Wireless Tether connection between locomotive and tender
- Directional lighting including operating headlight, back-up light on rear of tender and front classification lights
- ElectroCoupler on rear of tender
- Scale front coupler with interchangeable O gauge coupler
- High-torque Pittman® motor with momentum flywheel
- Two traction tires
- Synchronized, fan-driven smoke unit with improved smoke output
- Die-cast metal locomotive body, frame, pilot and trucks
- Die-cast metal tender body and trucks
- Separately applied metal details including whistle cord
- Accurate, separately applied builder's plates
- Variable ashpan glow
- Authentically detailed cab interior
- Flickering firebox in cab
- Lighted cab interior
- Cab window glass
- Opening cab roof hatch
- Individual opening tender water hatches reveal easy-to-access RailSounds controls
- New separately applied coal load
- Engineer and fireman figures
- Minimum Curve: O-54
- Length: 26 1/2"





Southern Pacific AC-9

On a railroad known for oil burners and cab-forwards, the coal burning Southern Pacific AC-9 class proved to be quite a unique motive power fleet. On the tunnel-free and coal-rich Rio Grande Division, a conventional design was needed, so the railroad flipped the wheel arrangement of its successful 4-8-8-2 creating a "backward" cab forward. In 1939, twelve of the Lima-built 2-8-8-1s began hauling heavy freight and passenger consists on the Rio Grande Division. Producing 6,000 horsepower, they streaked across the Southwest at a top speed of 75 miles per hour. This new scale-sized model represents the first time that this significant articulated locomotive has ever been modeled in die-cast O gauge. The new Southern Pacific AC-9 has a long list of some of the latest Lionel features such as an improved Odyssey System for speed control with ON/OFF switch and synchronized smoke. The RailSounds sound system even includes the locomotive's unique auxiliary air horn.

FEATURES:

- Produced from all-new tooling
- TrainMaster Command Control equipped—able to run in Command Control Mode or in Conventional Transformer Control Mode
- Odyssey System for speed control with ON/OFF switch
- Refined Conventional Transformer Control Mode with lower starting speeds, improved smoke output and simplified Odyssey System controls
- Improved RailSounds sound system with CrewTalk communication, TowerCom announcements and DynaChuff synchronized chuffing
- Realistic auxiliary air horn sound, activated by the TMCC CAB-1 Remote Controller
- Dual FatBoy speakers for the ultimate in sound reproduction
- High-torque Pittman® motor with momentum flywheel
- Wireless Tether connection between locomotive and tender
- Directional lighting with operating headlight and back-up light on rear of tender
- Illuminated classification lights on locomotive
- Illuminated number boards on locomotive
- Die-cast metal locomotive body, frame, pilot and trucks
- Scale front coupler with interchangeable O gauge coupler
- Four traction tires
- Synchronized fan-driven smoke unit
- Separately applied metal details and piping
- Accurate, separately applied builder's plates, trust plates and superheater patent plate
- Variable ashpan glow
- Flickering firebox in cab
- Authentically detailed and illuminated cab interior with painted gauges and valve handles
- Opening cab roof hatches
- Cab window glass
- Engineer, fireman and brakeman figures in authentic all-weather cab
- Die-cast metal tender body and trucks
- ElectroCoupler on rear of tender
- Illuminated marker lights on rear of tender
- Minimum Curve: 0-72
- Length: 32 1/4"

(6-38031) \$1499.99



Detailed tender includes RailSounds controls under opening hatches



The AC-9 features opening cab roof hatches, accurate builder's plates and even a brakeman figure in the cab



STEAM LOCOMOTIVES





2-8-8-2 Y-3 Steam Locomotives

During World War I, the United States Railroad Administration based its 2-8-8-2 Mallet type on a Norfolk & Western design. After receiving their allotment of 50 USRA 2-8-8-2 locomotives in 1919, the N & W refined them further into their Y-3 class. They served on Appalachian rails through the 1950s. In 1943 the Pennsylvania Railroad acquired six N & W Y-3's to help move freight on congested wartime mainlines. The second-hand locomotives even received the distinctive Pennsy keystone numberplate. Both versions include an all-new, prototypical 18,000 gallon fishbelly tender with a lighted brakeman's doghouse. Each scale-sized model also includes upgrades from previous 2-8-8-2 releases, including synchronized fan-driven smoke and the all-new RailSounds 5.0 sound system. They also feature more separately applied details including whistle and bell cords, opening roof hatches, opening tender water hatches that reveal RailSounds controls, and even a separate coal load.

FEATURES:

- TrainMaster Command Control equipped—able to run in Command Control Mode or in Conventional Transformer Control Mode
- New RailSounds 5.0 sound system with new intelligible CrewTalk dialog, more TowerCom announcements, and additional operator-controlled sound effects such as a water injector
- All-new DynaChuff synchronized chuffing, including a manual mode that allows the operator to easily shift chuff intensity between 15 different levels
- Two FatBoy speakers for the ultimate in sound reproduction
- Odyssey System for speed control with ON/OFF switch
- Refined Conventional Transformer Control Mode with lower starting speeds, improved smoke output and simplified Odyssey System controls
- Wireless Tether connection between locomotive and tender
- Directional lighting including operating headlight, back-up light on rear of tender and front classification lights
- ElectroCoupler on rear of tender
- Scale front coupler with interchangeable O gauge coupler
- High-torque Pittman® motor with momentum flywheel
- Four traction tires
- Spoked front pilot and rear trailing wheels
- Synchronized, fan-driven smoke unit with improved smoke output
- Die-cast metal locomotive body, frame, pilot and trucks
- Die-cast metal tender body and trucks
- Separately applied metal details including whistle and bell cords
- Separately applied coal load
- Accurate separately applied builder's plates
- Variable ashpan glow
- Authentically detailed cab interior
- Flickering firebox in cab
- Lighted cab interior
- Cab window glass
- Opening cab roof hatches
- Individually opening tender water hatches reveal easy-to-access RailSounds controls
- Lighted tender doghouse with brakeman figure
- Engineer and fireman figures
- Minimum Curve: O-72
- Length: 29"



(6-38082) Pennsylvania \$1499.99

NEW!



(6-38083) Norfolk & Western \$1499.99

NEW!

RailSounds™
5.0

**UPGRADED
FOR 2004!**

**NEW
SYNCHRONIZED
SMOKE**



**New separately
applied tender
handrails**



New separately applied coal



**New opening roof
hatches**



**Individually opening
hatches reveal
RailSounds controls**

**ALL-NEW
TENDER**

Joshua Lionel Cowen Series H-7 Class 2-8-8-2 Locomotives

This third entry of the Joshua Lionel Cowen Series represents the first time that this historic steamer has ever been offered in die-cast metal O gauge. The H-7 Class was the first fleet of simple articulated steam locomotives in America and influenced later designs such as the Challenger and Allegheny.

First built for the Chesapeake & Ohio Railway in 1924, the H-7 2-8-8-2 articulated became the mainline freighter of choice through the 1930s. Even with the advent of more modern power, the H-7 class served on the C&O through the end of steam in the 1950s.

Some of these "Simple Simons" even worked far away from their eastern origins. During World War II, the Union Pacific purchased 30 of these steamers from the C&O. Equipped with big 21,000 gallon tenders, the H-7's fought up Sherman Hill with Challengers and Big Boys.

Living up to a level of detail worthy of the Joshua Lionel Cowen Series, virtually all piping and appliances on the H-7 locomotives are separately applied. The cab interior is accurately detailed and painted. Each version includes running boards, handrails and tenders specific to their particular prototype. Both tenders include separately applied coal, as well as easy-to-access RailSounds controls under opening tender water hatches.

The Lionel H-7 locomotives also mark the debut of the RailSounds 5.0 sound system. New CrewTalk and TowerCom announcements allow increased interaction between the train crew and the dispatcher. Announcements even vary when the locomotive is moving or when it is stopped. Updated DynaChuff synchronized chuffing includes 15 levels of intensity that shift automatically with the locomotive's speed or can be adjusted manually for customized effects. The enhanced MultiWhistle effect now doubles the variety of whistle sounds. An all-new, independently adjustable volume control allows you to lower the level of background effects such as chuffing or the compressor from your CAB-1 Remote Controller while keeping operator-controlled effects such as whistle and bell at full volume. For those who prefer to run the H-7 in a non-TMCC environment, most of the RailSounds 5.0 effects, even CrewTalk dialog and TowerCom announcements, are accessible with most conventional transformers.




Both the prototypical UP and C&O tenders feature easy-to-access RailSounds controls under their water hatches

(6-38058) Chesapeake & Ohio H-7 2-8-8-2 \$1649.99



(6-38060) Union Pacific H-7 2-8-8-2 \$1649.99



Each model includes accurate, railroad-specific details as well as a fully outfitted, painted cab with opening roof hatches

FEATURES:

- Produced from all-new tooling
- TrainMaster Command Control equipped—able to run in Command Control Mode or in Conventional Transformer Control Mode
- Odyssey System for speed control with ON/OFF switch
- Refined Conventional Transformer Control Mode with lower starting speeds, improved smoke output and simplified Odyssey System controls
- New RailSounds 5.0 sound system with new intelligible CrewTalk dialog, more TowerCom announcements and additional operator-controlled sound effects such as a water injector
- Distinctive, custom recorded RailSounds effects, prototypical for each road name
- New DynaChuff synchronized chuffing, including a manual mode that allows the operator to easily shift chuff intensity between 15 different levels
- FatBoy speaker system for the ultimate in sound reproduction
- High-torque Pittman® motor with momentum flywheel
- Wireless Tether connection between locomotive and tender
- Directional lighting with operating headlight and back-up light on rear of tender
- Illuminated classification lights
- Die-cast metal locomotive body, frame, pilot and trucks
- Chassis suspension for smooth operation over switches and uneven trackage
- Scale front coupler with interchangeable O gauge coupler
- Four traction tires
- Synchronized fan-driven smoke unit
- Separately applied details including whistle cord and flexible air hoses
- Painted exterior valve handles
- Accurate separately applied builder's plates
- Flickering ashpan
- Flickering firebox in cab
- Authentically detailed, painted and illuminated cab interior
- Opening cab roof hatches
- Sliding cab windows with window glass
- Engineer and fireman figures
- Die-cast metal tender body and trucks
- Individually opening tender water hatches reveal easy-to-access RailSounds controls
- Realistic, separately applied coal load
- ElectroCoupler on rear of tender
- Illuminated marker lights on rear of tender
- Minimum Curve: O-72
- Length: Chesapeake & Ohio: 30 1/2"
Union Pacific: 30 1/4"

LionMaster SD-80MAC and SD-90MAC Diesel Locomotives

The pinnacle of modern EMD diesel power, the SD-80MAC and the SD-90MAC join the semi-scale LionMaster line. Each fully featured, TMCC-equipped model of these "Special Duty" brutes is selectively proportioned to realistically match traditional-sized Lionel rolling stock and smaller-sized layouts.

FEATURES:

- TrainMaster Command Control equipped—able to run in Command Control Mode or in Conventional Transformer Control Mode
- RailSounds sound system with CrewTalk communication and TowerCom announcements
- Odyssey System for speed control
- Directional lighting including LED headlights and operating classification lights
- Two ElectroCouplers
- Dual powerful maintenance-free motors with momentum flywheels
- Four traction tires
- Fan-driven smoke unit
- Die-cast metal pilots, trucks and fuel tank
- Metal frame
- Separately applied metal details
- Lighted number boards
- Lighted cab interior
- Engineer figures
- Minimum Curve: 0-31"
- Length: 17 1/2"



(6-28201) LionMaster Union Pacific SD-90MAC \$349.99



Crisp and readable warning stencils



SD-90MAC rear



(6-28203) LionMaster CSX SD-80MAC \$349.99



(6-28204) LionMaster Norfolk Southern SD-80MAC \$349.99



(6-28202) LionMaster Conrail SD-80MAC \$349.99



Highly detailed trucks



SD-80MAC rear



(6-28211) LionMaster Canadian Pacific SD-90MAC \$349.99



(6-38045) LionMaster New York Central J3a Hudson #5418 \$599.99



(6-38085) LionMaster New York Central J3a Hudson #5422 \$599.99



(6-38086) LionMaster Boston & Albany Hudson \$599.99


LionMaster Steam Locomotives

The ultimate articulated locomotive, the Union Pacific Big Boy, joins the semi-scale LionMaster roster. An imposing presence on any layout, the Lionel LionMaster Union Pacific Big Boy measures 29" yet can still easily negotiate O-31 curves. From the powerful Class A to the legendary Hudson, the Lionel LionMaster series brings the giants of steam to more modest sized O gauge layouts. Each fully featured locomotive is carefully proportioned to match traditionally sized Lionel rolling stock and tighter curves.

(6-38075) LionMaster Union Pacific Big Boy \$799.99



Concept model shown

(6-38049) LionMaster Norfolk & Western Class A \$799.99


FEATURES:

- TrainMaster Command Control equipped—able to run in Command Control Mode or in Conventional Transformer Control Mode
- RailSounds sound system with CrewTalk communication, TowerCom announcement and DynaChuff synchronized chuffing
- Odyssey System for speed control
- Wireless Tether connection between locomotive and tender
- Directional lighting including operating headlight, classification lights and operating back-up light on tender
- ElectroCoupler on rear of tender
- Dual powerful maintenance-free motors with momentum flywheels (Hudson locomotives have a single motor)
- Four traction tires (Hudson locomotives have two traction tires)
- Fan-driven smoke unit
- Die-cast metal locomotive body, pilot and trucks
- Die-cast metal tender body and trucks
- Separately applied metal details
- Accurate, separately-applied builder's plates
- Authentically detailed cab interior
- Flickering firebox in cab
- Glass in cab windows
- Engineer and fireman figures
- Minimum Curve: O-31
- Length: Hudson: 22"
Class A: 27"
Big Boy: 29"


LIONMASTER

DIESEL LOCOMOTIVES

Norfolk Southern Dodge® Inspection Vehicle

A familiar sight in modern railroading, the tough hi-rail pick-up uses its brute power to speed along the high iron.

FEATURES:

- Powerful maintenance-free motor
- Operating headlights
- Minimum Curve: 0-27
- Length: 7 1/2"

(6-18484) \$69.99

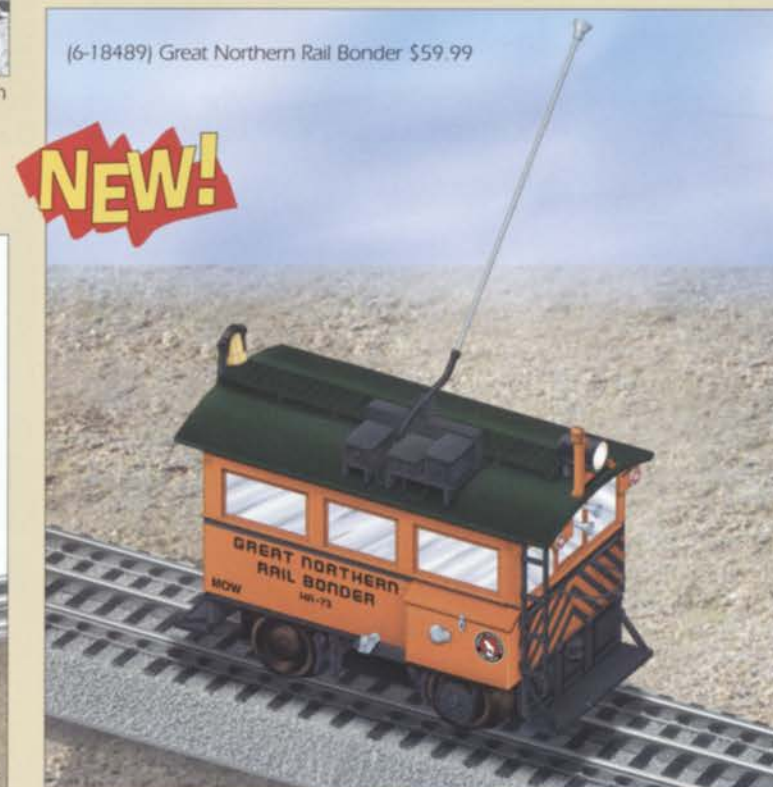


Dodge is a trademark of DaimlerChrysler Corporation

(6-18483) C & O Ballast Tamper \$99.99



(6-18489) Great Northern Rail Bonder \$59.99



#41 U.S. Army Switcher

This Lionel Postwar classic first ran along O gauge rails in 1955. It was originally based on an actual gas turbine locomotive then in use by the U.S. Army.

FEATURES:

- Transformer controlled forward, neutral and reverse operation
- Operating headlight
- Powerful Pullmor motor
- Dual die-cast metal operating couplers
- Die-cast metal frame
- Postwar plaque and packaging
- Minimum Curve: 0-27
- Length: 7 1/2"

(6-18474) \$199.99

(6-18474) #41 U.S. Army Switcher \$199.99



(6-18490) Union Pacific Ballast Tamper \$99.99



(6-18491) M.O.W. Ballast Tamper \$99.99



Ballast Tamper

A crucial piece of M.O.W. equipment, this self-propelled unit includes four tampers that move up and down to keep the road bed solid.


FEATURES:

- Operating tampers with On/Off switch
- Powerful maintenance-free motor
- Traction tire
- Die-cast metal frame
- Crew figure
- Minimum Curve: 0-27
- Length: 5 1/2"

(6-18482) New Haven Rail Bonder \$59.99



(6-18492) M.O.W. Rail Bonder \$59.99



Rail Bonder

Powered through a long pantograph, Rail Bonders were used to join sections of rail. This compact motorized unit features an operating headlight, and a lighted interior.

FEATURES:

- Transformer controlled forward, neutral and reverse operation
- Operating headlight
- Powerful maintenance-free motor
- Traction tire
- Die-cast metal frame
- Separately applied metal handrails and non-operating pantograph
- Lighted cab interior
- Two crew figures
- Minimum Curve: 0-27
- Length: 4 3/16"

DIESEL LOCOMOTIVES

Railroad Speeders

The motorized successor to the handcar, speeders moved track gangs to the work site and even took the railroad brass on inspection runs. At a pint-sized price, these runabouts add action to any layout or can even give chase to your favorite Lionel ready-to-run train set.

FEATURES:

- Transformer controlled forward, neutral and reverse operation
- Directional lighting
- Powerful maintenance-free motor
- Traction tire
- Die-cast metal frame
- Separately applied metal handrails
- Operating strobe light
- Lighted cab interior
- Two crew figures
- Minimum Curve: 0-27
- Length: 3 3/4"



(6-18468) Canadian National \$59.99



(6-18469) Chessie System \$59.99



(6-18981) Pennsylvania \$59.99

NEW!



**PERFECT
ADDITION TO
TRAIN SETS**

Interior details
include M.o.W. tools

(6-18982) Santa Fe \$59.99

NEW!



(6-26599) Duluth, Missabe & Iron Range Work Caboose \$34.99

NEW!



(6-36500) Western Pacific Caboose \$34.99

NEW!



Caboose

These cabooses complete any consist headed by the Western Pacific U36B or the Duluth, Missabe & Iron Range GP-38.

FEATURES:

- Die-cast metal trucks and operating couplers
- Interior lighting
- Minimum Curve: 0-27
- Length: 7 1/8"

(6-28845) Amtrak RS-3 \$79.99



Amtrak RS-3, Western Pacific U36B and Duluth, Missabe & Iron Range GP-38 Diesel Locomotives

An affordable way to expand any O gauge diesel fleet, these new locomotives are packed with features, including a newly designed, more realistic electronic diesel horn. The U36B and the GP-38 both offer the additional strength of a metal frame and handrails. The GP-38 provides heavy pulling power with dual motors and a hefty set of die-cast metal trucks.

EACH DIESEL ON THIS PAGE FEATURES:

- Transformer controlled forward, neutral and reverse operation
- Newly designed operating diesel horn
- Operating headlights
- Dual operating couplers
- Powerful maintenance-free motor (GP-38 includes dual motors)
- Two traction tires
- Cab interior lighting
- Engineer figures
- Minimum Curve: 0-27
- Length: RS-3: 14 1/2"
U36B: 14"
GP-38: 14 1/4"

**NEW
DIESEL HORN**

U36B ALSO FEATURES:

- Metal frame and handrails

GP-38 ALSO FEATURES:

- Dual maintenance-free motors
- Die-cast metal trucks and fuel tank
- Metal frame and handrails

(6-28846) Western Pacific U36B \$129.99

NEW!



**METAL FRAME
AND HANDRAILS**

(6-28847) Duluth, Missabe & Iron Range GP-38 \$199.99

NEW!



**DIE-CAST
METAL TRUCKS
AND
FUEL TANK**

DIESEL LOCOMOTIVES

S-2 Diesel Switchers

ALCo diesel switchers proved dependable freight yard mainstays for decades. Each scale-sized S-2 switcher includes a unique dual drive train system that sends power to each truck from a single motor for maximum tractive effort. The Lionel S-2 switchers even feature fixed pilots just like the prototype.

FEATURES:

- TrainMaster Command Control equipped—able to run in Command Control Mode or in Conventional Transformer Control Mode
- RailSounds sound system with CrewTalk communication and TowerCom announcements
- Odyssey System for speed control
- Directional lighting including LED headlights
- Operating marker lights
- Two ElectroCouplers
- Powerful maintenance-free motor with momentum flywheel
- Four traction tires
- Fan-driven smoke unit
- Die-cast metal trucks and fuel tank
- Metal frame and pilots
- Separately applied metal details
- Lighted number boards
- Lighted cab interior
- Engineer figures
- Minimum Curve: 0-31
- Length: 12 1/4"




(6-24511) Burlington FT A-A Set \$299.99



(6-28538) Western Pacific S-2 \$379.99



(6-28539) Baltimore & Ohio S-2 \$379.99



Burlington FT A-A Set

Producing 5,400 horsepower, the FT diesel locomotive put plenty of power at the head of a freight train. The FT appeared on the Burlington Route during World War II. This O gauge diesel set includes the added excitement of the RailSounds sound system.

THE BURLINGTON FT A-A SET INCLUDES:

- One powered A-unit and one non-powered A-unit

FEATURES:

- Transformer controlled forward, neutral and reverse operation
- RailSounds sound system with CrewTalk communication and TowerCom announcements
- Directional Lighting including operating headlights
- Operating coupler on front of each A-unit
- Dual powerful maintenance-free motors with momentum flywheels in powered A-unit
- Four traction tires
- Fan-driven smoke unit
- Die-cast metal pilot, trucks, and fuel tank
- Metal frame
- Separately applied metal details
- Lighted interior
- Engineer figures
- Minimum Curve: O-31
- Length: A-unit: 13"
A-A set: 26"

C-420 Diesel Locomotives

In the early 1960s, the C-420 joined ALCo's "Century" line of freighters. Upgraded with new metal grille details, the scale-sized Lionel C-420 is now available in two new road names.

(6-28219) Seaboard \$399.99



(6-28218) Lehigh Valley \$399.99



New metal grilles

NEW!

(6-28224) Jersey Central SD-40-2 \$429.99



(6-28225) SPSF SD-40T-2 Tunnel Motor \$429.99



NEW!

Jersey Central SD-40-2 and SPSF SD-40T-2 Tunnel Motor

"Special Duty" workhorses, EMD SD-40-2 diesels hauled freight from one coast to the other. A modified version with distinctive, low-mounted air intakes called the SD-40T-2 was built for service in the snowsheds and tunnels of the West. The TMCC-equipped Lionel SD-40-2 is available in Jersey Central livery and the "tunnel motor" version is available in the "kodachrome" scheme of the proposed Southern Pacific Santa Fe merger. The SD-40T-2 includes unique see-through grilles as well as horn placement and headlight arrangement specific to the SPSF prototype.

EACH DIESEL LOCOMOTIVE ON THESE PAGES FEATURES:

- TrainMaster Command Control equipped—able to run in Command Control Mode or in Conventional Transformer Control Mode
- RailSounds sound system with CrewTalk communication and TowerCom announcements
- Odyssey System for speed control
- Directional lighting including LED headlights
- Operating marker lights
- Two ElectroCouplers
- Dual powerful maintenance-free motors with momentum flywheels
- Four traction tires
- Fan-driven smoke unit
- Die-cast metal trucks and fuel tank
- Metal frame and pilots
- Separately applied metal details
- Lighted number boards
- Lighted cab interior
- Engineer figures
- Minimum Curve: 0-31
- Length: C-420: 15"
SD-40-2, SD40T-2: 17 1/2"

RS-11 Diesel Locomotives

These "steel dragons" of the American Locomotive Company produced 1,800 horsepower. Upgraded with new detailed separately applied grilles, the TMCC-equipped Lionel RS-11 diesels offer the smooth pulling power of two Odyssey System controlled motors with momentum flywheel.

GP-30 Diesel Locomotives

Nearly 1,000 General Motors GP-30 diesels were built in the early 1960s, serving on rails around the country. New for 2004, the TMCC-equipped Lionel GP-30 is available in Alaska Railroad livery. With many separately parts and detailed Blomberg trucks, the scale-sized Lionel GP-30 continues to set the standard for O gauge diesels.

EACH DIESEL ON THESE PAGES FEATURES:

- TrainMaster Command Control equipped—able to run in Command Control Mode or in Conventional Transformer Control Mode
- RailSounds sound system with CrewTalk communication and TowerCom announcements
- Odyssey System for speed control
- Directional lighting including LED headlights and operating marker lights
- Two ElectroCouplers
- Dual maintenance-free powerful motors with momentum flywheels
- Four traction tires
- Fan-driven smoke unit
- Die-cast metal trucks, fuel tank and pilots
- Metal frame
- Separately applied metal details
- Lighted number boards
- Lighted cab interior
- Engineer figures
- Minimum Radius: O-31
- Length: RS-11: 14"
GP-30: 15"



Prototypical horn placement



Highly-detailed Blomberg trucks

UPGRADED WITH METAL GRILLES



(6-28544) Pennsylvania RS-11 \$399.99



(6-28839) Alaska GP-30 \$399.99

NEW!



(6-28840) Burlington GP-30 \$399.99



UPGRADED
WITH METAL
GRILLES



(6-28545) Northern Pacific RS-11 \$399.99



(6-28841) Seaboard GP-30 \$399.99

Dash 9, SD-70MAC and SD-80MAC Diesel Locomotives

Massive size and massive horsepower define these modern diesel giants. Each Lionel model includes scale details such as readable warning stencils and safety-treaded walkways. Ready for a long Standard O freight consist, these TMCC-equipped diesels are powered by dual Odyssey System controlled motors. Create an entire Amtrak "Phase IV" Superliner consist with the new Dash 8 and Superliner cars on page 70.

EACH DIESEL ON THESE PAGES FEATURES:

- TrainMaster Command Control equipped—able to run in Command Control Mode or in Conventional Transformer Control Mode
- RailSounds sound system with CrewTalk communication and TowerCom announcements
- Odyssey System for speed control
- Directional lighting including LED headlights and operating marker lights
- Two ElectroCouplers
- Dual maintenance-free powerful motors with momentum flywheels
- Four traction tires
- Fan-driven smoke unit
- Die-cast metal pilots, trucks and fuel tank
- Metal frame
- Separately applied metal details
- Lighted number boards
- Lighted cab interior
- Opening cab windows and doors (SD-80MACs only)
- Engineer figures
- Minimum Curve: SD-70MAC, Dash 9 and Dash 8: 0-31
SD-80MAC: 0-42
- Length: SD-80MAC: 19 1/2"
SD-70MAC, Dash 9 and Dash 8: 18"

(6-28226) Norfolk Southern SD-80MAC \$429.99



Separately applied grilles

(6-28227) Union Pacific SD-70MAC \$429.99



(6-28228) Chicago & North Western Dash 9 \$429.99



(6-28229) Southern Pacific Dash 9 \$429.99



Separately applied grille and vent details



NEW!

(6-28230) Amtrak Dash 8 \$429.99



ADD THE MATCHING SUPERLINERS!



See page 70

F3 A-A Sets

In 2002 a Lionel icon was redefined with the release of the completely redesigned and retooled Lionel F3 diesel. Four road names are available for 2004: Alaska Railroad, Western Pacific, Baltimore & Ohio, and a second run of the Santa Fe with a new road number. The scale-sized Lionel F3 features accurate body designs, including metal, see-through screens on the body, and pivoting diaphragms on the back doors. The super-detailed Blomberg trucks even model the speedometer cable. Matching powered and non-powered B-units are available for each version. You can even build exciting and prototypical A-B-B-A lash-ups!

(6-24529) Santa Fe #18 A-A Set \$699.99



NEW!

(6-24533) Santa Fe #18B Powered B-unit \$299.99



NEW!



(6-24532) Santa Fe #18A Non-powered B-unit \$199.99

(6-24520) Alaska A-A Set \$699.99



(6-14565) B & O A-A Set \$699.99

(6-24521) Alaska Non-powered B-unit \$199.99



(6-24522) Alaska Powered B-unit \$299.99



(6-24519) B & O Powered B-unit \$299.99



(6-14558) B & O Non-powered B-unit \$199.99

EACH A-A SET INCLUDES:

- One powered and one non-powered F3 A-unit

A-A SET FEATURES:

- TrainMaster Command Control equipped—able to run in Command Control Mode or in Conventional Transformer Control Mode
- Odyssey System for speed control
- RailSounds sound system with CrewTalk communication and TowerCom announcements
- Two powerful maintenance-free motors with momentum flywheels
- Directional lighting including LED headlights and back-up lights
- ElectroCouplers on the front of each A-unit
- Four traction tires
- Fan-driven smoke unit in both the powered and non-powered A-units
- Die-cast metal trucks, pilots and fuel tanks
- Die-cast metal frames
- Separately applied metal details
- Separately applied metal handrails and screens
- Pivoting diaphragms on rear
- Opening doors
- Accurate builder's plates
- Lighted number boards
- Lighted cab interior
- Engineer figures

EACH F3 B-UNIT FEATURES:

- TrainMaster Command Control equipped—able to run in Command Control Mode or in conventional Transformer Control Mode
- Odyssey System for speed control (Powered B-units only)
- Dual powerful maintenance-free motors with momentum flywheels (Powered B-units only)
- Directional lighting with operating back-up light
- ElectroCoupler on rear
- Die-cast metal trucks and fuel tank
- Opening doors
- Pivoting diaphragms
- Minimum Curve: 0-31
- Length: F3 A-unit: 13"
F3 A-A set: 26"
F3 B-unit: 13"

(6-14568) Western Pacific A-A Set \$699.99

(6-24518) Western Pacific Powered B-unit \$299.99



(6-14557) Western Pacific Non-powered B-unit \$199.99



E6 A-A Diesel Locomotives

Sleek, swift E-units once streaked the finest streamliners of the 1940s and 1950s across the land. For 2004, the Lionel E6 is available in Santa Fe "warbonnet" and Milwaukee Road passenger liveries. Each scale-sized, TMCC equipped set is upgraded with new separately applied roof vents. All-new 18" Santa Fe aluminum passenger cars are available on page 70.

EACH E6 A-A SET INCLUDES:

- One powered and one non-powered E6 A-unit

EACH E6 A-UNIT FEATURES:

- TrainMaster Command Control equipped—able to run in Command Control Mode or in Conventional Control Mode
- RailSounds sound system with CrewTalk communication and TowerCom announcements
- Odyssey System for speed control
- Directional lighting including LED headlights
- ElectroCoupler on the front of the non-powered A-unit
- Dual powerful maintenance-free motors with momentum flywheels in powered A-unit
- Four traction tires
- Fan-driven smoke from all stacks in both the powered and non-powered A-unit
- Die-cast metal trucks, pilot and fuel tank
- Metal frame
- Separately applied metal details
- Lighted number boards
- Lighted cab interior
- Engineer figures
- Length: E6 A-unit: 17"
E6 A-A set: 34"

(6-24507) Milwaukee Road \$649.99

(6-24504) Santa Fe \$649.99





Prototypical dual headlight version for Milwaukee Road



Prototypical single headlight version for Santa Fe



All-new etched metal grille detail

Matching all-new 18" Santa Fe aluminum cars on page 70



PASSENGER CARS

Streamliner 4-Packs

Capable of negotiating 0-27 curves, these 4-Packs can bring passenger service to virtually any O gauge layout. Matching locomotives for each 4-Pack are available. See pages 34-37.

EACH SET INCLUDES:

- Baggage car, coach, vista dome, observation car

FEATURES:

- Die-cast metal trucks and operating couplers
- Authentically detailed interiors
- Interior lighting
- Flexible diaphragms between cars
- Opening doors
- Minimum Curve: 0-27
- Length: Set: 53"
Single car: 13 1/4"

NEW!

(6-15180) New York Central Streamliner 4-Pack \$199.99



NEW!

(6-15185) Union Pacific Streamliner 4-Pack \$199.99



Crescent Limited Heavyweight 2-Pack and StationSounds Diner

Both the 2-Pack and the StationSounds Diner perfectly match the *Crescent Limited* found on page 28. The Heavyweight 2-Pack includes two additional sleepers. The StationSounds Heavyweight Diner provides customized recordings including dining reservation calls, arrival/departure announcements and even the "clickety-clack" of the cars rolling down the rails. For those who prefer, most of these features can be accessed without TMCC control.

2-PACK INCLUDES:

- Two sleepers

DINING CAR INCLUDES:

- StationSounds sound system

FEATURES:

- Die-cast metal trucks and operating couplers with hidden uncoupling tab
- Metal frames
- Authentically detailed and painted interiors
- Interior lighting with ON/OFF control
- Opening doors
- Passenger figures
- Flexible diaphragms between cars
- Minimum Curve: 0-54
- Length: 2-Pack: 38"
Diner: 19"

(6-15520) Southern Crescent Limited Heavyweight StationSounds Diner \$269.99



(6-15517) Southern Crescent Limited Heavyweight 2-Pack \$229.99



NEW!





New York Central *Twentieth Century Limited* Heavyweight Passenger Cars

The perfect consist for your S-1 Electric or other NYC locomotives is with this new 4-Pack along with a matching 2-Pack and StationSounds Diner, available separately. The drumhead on the observation car even includes the authentic blue-lit lettering of the Century. Along with the finest features found in any O gauge heavyweight, each of these new cars is upgraded with newly designed die-cast metal sprung six-wheel trucks. The Heavyweight Diner includes the StationSounds sound system featuring dining reservation calls, arrival/departure announcements and even the "clickety-clack" of the cars as they roll down the rails.

4-PACK INCLUDES:

- Combination car, two sleepers, observation car

2-PACK INCLUDES:

- Baggage car and sleeper

DINING CAR INCLUDES:

- StationSounds sound system

FEATURES:

- All-new die-cast metal sprung trucks and operating couplers with hidden uncoupling tab
- Metal frames
- Authentically detailed and painted interiors
- Interior lighting with ON/OFF control
- Opening doors
- Passenger figures
- Flexible diaphragms between cars
- Lighted drumhead on observation car
- Minimum Curve: 0-54
- Length: 4-Pack 76"
2-Pack 38"
Diner: 19"

**ALL-NEW
SPRUNG TRUCKS!**

NEW!



(6-15541) New York Central *Twentieth Century Limited* StationSounds Diner \$269.99



(6-15538) New York Central *Twentieth Century Limited* Heavyweight 2-Pack \$229.99



(6-15521) New York Central *Twentieth Century Limited* Heavyweight 4-Pack \$449.99



PASSENGER CARS

All-New 18" Aluminum Passenger Cars

In 2004, the finest aluminum passenger cars in O gauge will be available for the first time in a longer 18" length. Each car contains all of the features pioneered on Lionel 15" cars such as a painted interior with overhead lighting, die-cast metal sprung passenger trucks and operating end vestibules. With accurate detailing inside and out, these sets recreate two of the streamlined era's most notable trains.

SANTA FE 4-PACK INCLUDES:


- Combination dorm/lounge, two coaches, observation car

BALTIMORE & OHIO 4-PACK INCLUDES:

- Combination dorm/lounge, coach, vista dome, observation car

FEATURES:

- All-new die-cast metal sprung trucks and operating couplers with hidden uncoupling tab
- All-new operating end vestibules with flexible diaphragms
- All-new separately applied metal roof vents and grab handle details
- All-new 18" extruded aluminum bodies with flush fitting windows
- Metal frames
- Authentically detailed and painted interiors
- Passenger figures
- Interior lighting with ON/OFF control
- Operating marker lights and end light on observation car
- Lighted drumhead on observation car
- Minimum Curve: O-54
- Length: 4-Pack: 76"
Single car: 19"




All-new sprung trucks



All-new operating vestibules



Illuminated end light, markers and drumhead



(6-29144) Santa Fe *El Capitan* 18" Aluminum 4-Pack \$529.99



(6-29110) Baltimore & Ohio *The Columbian* 18" Aluminum 4-Pack \$529.99



(6-15394) Amtrak "Phase IV" Superliner 4-Pack \$499.99


**MATCHING
DASH 8
ON PAGE 63!**



(6-29168) Amtrak "Phase IV" Superliner StationSounds Diner \$279.99



(6-15395) Alaska Superliner 4-Pack \$499.99



(6-29172) Alaska Superliner StationSounds Diner \$279.99



NEW!



NEW!

**NEW
18"
LENGTH!**

Actual production drawings shown



NEW!



(6-29165) Amtrak "Phase IV" Superliner 2-Pack \$269.99



NEW!



(6-29169) Alaska Superliner 2-Pack \$269.99

Superliners

Popular since the 1950s, bi-level passenger cars have evolved into the Superliner service of today. Each meticulously detailed Lionel Superliner offers an accurate recreation of these modern streamliners. Inside, chairs even include ashtrays and reclining buttons. Outside, each extruded aluminum body features flush fitting windows, lighted number boards and brake indicators. Matching 2-Packs and StationSounds Diners are available separately for each roadname. The custom-recorded StationSounds sound system includes dining reservation calls, arrival/departure announcements and even background sounds such as the air compressor.

EACH 4-PACK INCLUDES:

- Four Superliner coaches

EACH 2-PACK INCLUDES:

- One Superliner sleeper and one Superliner lounge

EACH DINER INCLUDES:

- StationSounds sound system

FEATURES:

- Die-cast metal sprung trucks with rotating bearing caps and operating couplers with hidden uncoupling tab
- Operating cloth and metal diaphragms between cars
- Extruded aluminum bodies with flush fitting windows
- Metal frames
- Authentically detailed and painted interiors
- Passenger figures
- Interior lighting with ON/OFF control
- Selectable red warning lights on each car end
- Minimum Curve: 0-42
- Length: 4-Pack: 77"
Single Car: 19 1/4"

STANDARD O ROLLING STOCK

STANDARD O ROLLING STOCK

Lionel Standard O Rolling Stock is scale-sized and inspired by the designs of some of the most influential freight car builders in railroading. Each car is loaded with separately applied details and crisp, accurate paint schemes.

STANDARD O ROLLING STOCK FEATURES:

- Scale level of detail
- Scale-sized
- Die-cast metal sprung trucks and operating couplers
- Separately applied details
- Minimum Curve: 0-31 (except where noted)

Burlington Northern Santa Fe 2-Bay ACF Hopper

- Minimum Curve: 0-27
- Length: 9"

Louisville & Nashville 3-Bay ACF Hopper

- Minimum Curve: 0-27
- Length: 11"

Unibody Tank Cars

ADDITIONAL FEATURES:

- Die-cast metal platforms, ends and air cylinders
- Metal handrails, ladders and warning placards
- Minimum Curve: 0-27
- Length: 11 1/8"

Great Northern Flatcar with Pick-Up Trucks

ADDITIONAL FEATURES:

- Includes two die-cast metal Ford F-100 Pick-up Trucks
- Minimum Curve: 0-27
- Length: 11 1/8"

NEW!



(6-17023) Burlington Northern Santa Fe 2-Bay ACF Hopper \$44.99

NEW!



(6-17195) Louisville & Nashville 3-Bay ACF Hopper \$44.99

NEW!



(6-17930) CSX Unibody Tank Car \$54.99

NEW!



(6-17931) Union Pacific Unibody Tank Car \$54.99

NEW!



(6-17581) Great Northern Flatcar with Pick-Up Trucks \$59.99

Bathtub Gondolas

The revolutionary Lionel Bathtub Gondolas perform just like their coal laden prototypes on the real railroad. When used with the Lionel Rotary Coal Tipple (See Lionel Classic Trains Volume 1 2002) an entire coal train can be unloaded without uncoupling the cars. (Coal Tipple Coal Pack required.) The Norfolk Southern and Union Pacific cars are sequentially numbered to match the 3-Packs offered in Lionel Classic Trains Volume 1 2003. Each car features a single rotary coupler. The 3-Pack includes one dual rotary coupler car and two single rotary cars.

ADDITIONAL FEATURES:

- Operating rotary couplers
- Length: Single Car: 11 3/4"
3-Pack: 35 1/4"



Realistic rotary couplers

NEW!

(6-17465) CP Rail Bathtub Gondola 3-Pack \$149.99



(6-17463) Norfolk Southern Bathtub Gondola \$49.99



NEW!

(6-17464) Union Pacific Bathtub Gondola \$49.99



NEW!



(6-24148) Coal Tipple Coal Pack \$9.99

STANDARD O ROLLING STOCK

Skeleton Log Car 3-Packs

Two new sequentially numbered 3-Packs are available to match the new Pickering Lumber Heisler found on page 42. An additional Cass Scenic Railroad 3-Pack is sequentially numbered to match the first 3-Pack as well as the Cass Scenic Railroad Heisler found in Lionel Classic Trains Volume 2 2003.

ADDITIONAL FEATURES:

- Die-cast metal bodies
- Authentically detailed brake rigging and air cylinder
- Removable, natural wood log attached to each car with two metal chains
- Length: Single car: 9"
3-Pack: 27"

NEW!



(6-29488) Cass Scenic Railroad Skeleton Log Car 3-Pack #2 \$124.99

NEW!



(6-29492) Pickering Lumber Skeleton Log Car 3-Pack #1 \$124.99

NEW!



(6-29496) Pickering Lumber Skeleton Log Car 3-Pack #2 \$124.99



See page 42

PS-4 Flatcars

ADDITIONAL FEATURES:

- Hidden uncoupling tab
- Real wood deck
- Die-cast metal body
- Metal underframe details
- Length: 14 3/4"

Real wood deck with laser-etched detailing




(6-17577) Baltimore & Ohio \$49.99



((6-17578) Boston & Maine \$49.99



(6-17579) Milwaukee Road \$49.99



(6-17580) Union Pacific \$49.99



Die-cast metal body

PS-5 Gondolas

ADDITIONAL FEATURES:

- All-new, removable three-section cover with metal catwalk and handles
- Opening access hatch on gondola cover
- Folding drop ends
- Hidden uncoupling tab
- Metal underframe details
- Length: 14 3/4"



New removable cover

**UPGRADED
METAL
UNDERBODY
DETAILS**



(6-17459) CP Rail \$49.99



(6-17460) New York Central \$49.99



(6-17461) Pennsylvania \$49.99



(6-17462) Santa Fe \$49.99


STANDARD O ROLLING STOCK

ACF 40-Ton Stock Cars

ADDITIONAL FEATURES:

- Hidden uncoupling tab
- Die-cast metal frame
- Metal underframe details
- Opening doors
- Four cattle figures
- Length: 11 1/2"

**UPGRADED
METAL
UNDERBODY
DETAILS**



Removable cow figures

A.A.R. Standard Double-Door Boxcars

ADDITIONAL FEATURES:


- All-new design
- Hidden uncoupling tab
- Metal underframe details
- Opening doors
- Includes auto frame load
- Length: 14"

Actual production drawings shown





(6-17289) Great Northern \$54.99



PS-1 Boxcars

ADDITIONAL FEATURES:

- Hidden uncoupling tab
- Underframe details
- Opening doors
- 6' Superior doors on Great Northern and Rock Island
- 8' Superior doors on Seaboard and New York Central
- Length: 11 1/2"



(6-17291) Rock Island \$54.99



Metal brake gear



Separately applied underframe details

NEW!

(6-17283) Gulf, Mobile & Ohio \$59.99



NEW!

(6-17284) Erie \$59.99



NEW!

STANDARD O ROLLING STOCK

Steel-sided Refrigerator Cars

ADDITIONAL FEATURES:

- Hidden uncoupling tab
- Metal underframe details
- Opening roof hatches with props
- Opening side doors
- Length: 11"



Opening side doors



Opening roof hatches

(6-17351) Santa Fe \$54.99



NEW!

(6-17352) Pacific Fruit Express \$54.99



NEW!

(6-17353) Needham Packing \$54.99



NEW!

(6-17354) Swift \$54.99



NEW!

**UPGRADED
METAL
UNDERBODY
DETAILS**




Removable roof reveals plated milk tanks and piping inside

General American Milk Cars

ADDITIONAL FEATURES:

- Hidden uncoupling tab
- Die-cast metal sprung buffers
- Metal underframe details
- Removable roof
- Plated interior milk tanks and piping
- Opening side doors
- Length: 11 3/4"

(6-17355) Hood's \$59.99




NEW!

(6-17356) Nestlé® Nesquik® \$59.99



NEW!

(6-17357) Borden's \$59.99



NEW!

(6-17358) Fairfield Farms \$59.99



NEW!

STANDARD O ROLLING STOCK

PS-2 2-Bay Covered Hoppers

ADDITIONAL FEATURES:

- Hidden uncoupling tab
- Die-cast metal end platforms and center sill
- Length: 10"

NEW!



Die-cast metal end platforms



(6-17028) General Electric \$54.99

(6-17029) Jersey Central \$54.99

NEW!



PS-2CD 4427 Hoppers

ADDITIONAL FEATURES:

- Hidden uncoupling tab and rotating bearing caps on trucks
- Die-cast metal end platforms
- Length: 12 1/2"

(6-17191) Burlington Northern \$59.99



(6-17192) Lehigh Valley \$59.99



* MORTON, the Umbrella Girl and "WHEN IT RAINS IT POURS" are registered trademarks of Morton International, Inc. used under license to Lionel L.L.C.

** © 2004 The Pillsbury Company. Pillsbury and the Doughboy™ character are registered trademarks of The Pillsbury Company, Minneapolis, MN 55426. All rights reserved.

(6-27100) Chicago & North Western \$59.99



NEW!

(6-27101) Morton® Salt \$59.99 *



NEW!

(6-17030) Milwaukee Road \$54.99

NEW!



(6-17031) Southern Pacific \$54.99

NEW!



(6-17193) Chessie System \$59.99



(6-17194) Missouri-Kansas-Texas \$59.99



(6-27102) Pillsbury® \$59.99 **




NEW!

(6-27103) Soo Line \$59.99



NEW!



Die-cast metal end platforms

STANDARD O ROLLING STOCK

Offset Hoppers

ADDITIONAL FEATURES:

- Hidden uncoupling tab
- Die-cast metal frame and body
- Removable single-piece coal load
- Opening bottom hatches
- Length: 9 1/2"

DIE-CAST METAL BODIES



Opening unloading hatches



Removable load reveals detailed interior



Die-cast metal end platforms

(6-17024) Reading \$59.99



(6-17025) Chesapeake & Ohio \$59.99



(6-17026) Delaware & Hudson \$59.99



(6-17027) Illinois Central \$59.99



NEW!



NEW!



(6-17196) Firestone \$64.99



NEW!

(6-17197) Diamond Chemicals \$64.99

4-Bay ACF Hoppers

ADDITIONAL FEATURES:

- Hidden uncoupling tab and rotating bearing caps on trucks
- Extruded aluminum body
- Die-cast metal end platforms
- Length: 14"

EXTRUDED ALUMINUM BODIES



(6-17198) Hercules \$64.99



NEW!

(6-17199) Conrail \$64.99



Die-cast metal end platforms

STANDARD O ROLLING STOCK

TankTrain Tank Cars

Through a system of valves and interconnecting hoses, long strings of TankTrain tank cars could be efficiently loaded or unloaded from one end of a train. Create an extra-long unit train with the GATX Intermediate Car 3-Pack which matches both the SP Oil Can Train on page 26 as well as the GATX 3-Pack offered in Lionel Classic Trains Volume 2 2002. An additional CIBRO Intermediate Car is also available to match the CIBRO TankTrain 3-Pack found in Lionel Classic Trains Volume 1 2003.

ADDITIONAL FEATURES:

- Hidden uncoupling tab and rotating bearing caps on trucks
- Flexible hoses between cars
- Length: Single Car: 15 1/2"
3-Pack: 46 1/2"

(6-17933) GATX Intermediate Car 3-Pack \$179.99



Slag and Hot Metal Car 3-Packs

Staples of steel mill service, the slag car hauls red-hot waste by-product to the slag pit while the hot metal cars transport molten steel between refining processes. Each of these die-cast metal models includes a realistic flickering load.

ADDITIONAL FEATURES:

- Flickering slag or hot metal load
- Manually rotating slag bucket or hot metal drum
- Die-cast metal frame and slag bucket or hot metal drum
- Length: Single Slag Car: 6"
Slag Car 3-Pack: 18"
Single Hot Metal Car: 11 1/2"
Hot Metal Car 3-Pack: 34 1/2"

(6-29465) U.S. Steel Slag Car 3-Pack \$159.99



(6-39400) Republic Steel Slag Car 3-Pack \$159.99



(6-29473) Youngstown Sheet & Tube Slag Car 3-Pack \$159.99



**ALL
DIE-CAST
METAL
BODIES**

Separately applied
metal parts



84



Flickering slag load



Rotating bucket

(6-17932) CIBRO TankTrain Intermediate Car \$59.99

NEW!



(6-29469) U.S. Steel Hot Metal Car 3-Pack \$179.99

NEW!



(6-39404) Republic Steel Hot Metal Car 3-Pack \$179.99

NEW!



(6-29477) Youngstown Sheet & Tube Hot Metal Car 3-Pack \$179.99



YOUNGSTOWN



Flickering hot metal load



Rotating drum



Fully equalized die-cast metal sprung trucks

STANDARD O ROLLING STOCK

Extended Vision and Bay Window Caboosees

ADDITIONAL FEATURES:

- Underframe details
- Smoke unit with ON/OFF control
- Train crew figures
- Fully detailed and painted interior
- Interior lighting
- Exterior end lights
- Opening doors
- Length: 10 1/8"

ADDITIONAL EXTENDED VISION CABOOSE FEATURES:

- Metal underframe details
- Hidden uncoupling tab and rotating bearing caps on trucks

REALISTIC
SMOKE

SCALE
SIZED

DETAILED
INTERIORS

INTERIOR
AND EXTERIOR
LIGHTING

NEW!

(6-17655) Western Pacific Bay Window Caboose \$79.99



(6-17658) Burlington Extended Vision Caboose \$84.99



(6-17659) Canadian National Extended Vision Caboose \$84.99



(6-17660) Seaboard Extended Vision Caboose \$84.99



NEW!

(6-17647) Baltimore & Ohio #C-2820 \$84.99
 (6-17664) Baltimore & Ohio #C-2824 \$84.99



**AVAILABLE
IN TWO ROAD
NUMBERS**

I-12 Caboose

ADDITIONAL FEATURES:

- All-new design
- B&O and Chessie available in two road numbers each
- Hidden uncoupling tab
- Metal underframe details
- Smoke unit
- Train crew figures
- Fully detailed and painted interior
- Interior lighting
- Operating marker lights
- Opening doors
- Chessie System version also includes end reflectors, etched metal catwalk and window screens
- Length: 9 1/2"

NEW!

(6-17648) Chessie System #C-2800 \$84.99
 (6-17665) Chessie System #C-2802 \$84.99



**AVAILABLE
IN TWO ROAD
NUMBERS**

Actual production design drawings shown

NEW!

(6-17649) Lionel Lines \$84.99



**SCALE
SIZED**

TRADITIONAL ROLLING STOCK

Traditional Rolling Stock

With classic designs and proportions, Lionel Traditional Rolling Stock offers affordable add-ons to ready-to-run train sets, colorful officially licensed theme cars and painstaking reproductions of originals from the Postwar era.

EACH CAR ON THESE PAGES FEATURES:

- Operating couplers
- Opening doors on boxcars and reefer
- Metal handrails and ladders on tank cars
- Removable cable reels in gondola
- Interior illumination in caboose
- Minimum Curve: 0-27
- Length: Boxcars: 10 1/4"
Ore car: 7"
Hopper: 9 1/2"
Flatcar: 10 3/4"
Gondola: 10 1/4"
Auto carrier: 13 1/4"
Tank cars: 10"
Reefer: 11"
Caboose: 7 1/8"

**PERFECT ADDITIONS
TO TRAIN SETS!**

(6-15016) Illinois Central Waffle-sided Boxcar \$24.99



NEW!

(6-16474) Alaska Ore Car \$24.99



NEW!

(6-26067) Southern Gondola with Cable Reels \$24.99



NEW!

(6-26082) Frisco Two-tier Auto Carrier \$24.99



NEW!

(6-26156) North Western Wood-sided Reefer \$24.99



NEW!

(6-36272) New Haven Boxcar \$24.99



NEW!

(6-16475) Santa Fe Hopper \$24.99



NEW!

(6-26066) Great Northern Flatcar with Bulkheads \$24.99



NEW!

(6-26154) New York Central Three-Dome Tank Car \$24.99



NEW!

(6-26155) Pennsylvania Single Dome Tank Car \$24.99



NEW!

(6-36273) Railbox Hi-Cube Boxcar \$24.99



NEW!

(6-36519) Lionel Lines Caboose \$24.99



NEW!

TRADITIONAL ROLLING STOCK

EACH CAR ON THESE PAGES FEATURES:

- Die-cast metal sprung trucks and operating couplers
- Minimum Curve: 0-27

* MORTON, the Umbrella Girl, and "WHEN IT RAINS IT POURS" are registered trademarks of Morton International, Inc. used under license to Lionel L.L.C.

** © 2004 The Pillsbury Company. Pillsbury and the Doughboy™ character are registered trademarks of The Pillsbury Company, Minneapolis, MN 55426. All rights reserved.

*** © EPE, Reg. U.S. Pat. & TM. Off.

Flatcars with Trailers

- Length: 10 3/4"

Single Dome Tank Cars

- Metal handrails, platform and ladders
- Length: 10"

Boxcars

- Metal frame and opening doors
- Length: 10 1/4"

(6-26065) Railway Express Agency Flatcar with Piggyback Trailers \$44.99

NEW!



(6-26152) Morton® Salt Single Dome Tank Car \$49.99 *

NEW!



(6-39258) Elvis Presley "All Shook Up™" Boxcar \$49.99 ***

CENTENNIAL COLLECTION

Centennial Collection cars honor Fortune 500 corporations, entrepreneurial enterprises, and major events that, like Lionel, have shaped our world for over 100 years.

Campbell's® Kids Centennial Collection Boxcar


- Length: 10 1/4"

(6-39250) Campbell's® Kids Centennial Collection Boxcar \$49.99



TRADITIONAL ROLLING STOCK

(6-26064) Rock Island Flatcar with Trailer \$44.99



(6-26070) Nestlé® Nesquik® Flatcar with Trailer \$49.99



(6-26153) Pillsbury® Single Dome Tank Car \$49.99 **




(6-26158) Campbell's® Soup Single Dome Tank Car \$49.99



(6-39262) "Elvis has left the building" Boxcar \$49.99 ***



(6-39252) Lenny Dean 60th Anniversary Boxcar \$49.99



TRADITIONAL ROLLING STOCK

EACH CAR ON THESE PAGES FEATURES:

- Die-cast metal sprung trucks and operating couplers
- Minimum Curve: 0-27

Flatcars with Caterpillar® Load

ADDITIONAL FEATURES:

- Removable officially licensed Caterpillar® die-cast metal vehicle
- Length: 10 3/4"

(6-29457) Norfolk Southern \$59.99



(6-29458) BNSF \$59.99



(6-19686) Chicago Federal Reserve \$54.99



Mint Cars

ADDITIONAL FEATURES:

- Metal frame
- Length: 10 1/4"

(6-19697) U.S. Bureau of Engraving and Printing \$54.99



NEW!

Ballyhoo Brothers Circus Stock Car

ADDITIONAL FEATURES:

- A great addition to the 6-31931 Ballyhoo Brothers Circus Train offered in Lionel Classic Trains Volume 2 2002
- Four piece animal safari pack included
- Metal frame
- Opening doors
- Length: 11 1/8"

(6-26157) \$49.99



Includes animal safari pack



United States Army Vat Car


ADDITIONAL FEATURES:

- Metal frame
- Length: 11"

(6-29464) \$44.99



NEW!



ARCHIVE COLLECTION

ARCHIVE COLLECTION

This special series of cars represents ideas that only reached the design phase, but never quite left the drawing board...until now.

3-PACK #1 INCLUDES:

#6464-625 Soo Line, #6464-750 Denver & Rio Grande Western "Cookie Box" and 6464-775 Duluth, South Shore & Atlantic

3-PACK #2 INCLUDES:

#6464-725 Detroit & Mackinac, #6464 Norfolk Southern and #6464 Louisville & Nashville

**Archive Collection
#6464 Boxcar
3-Pack #1**

ADDITIONAL FEATURES:

- Opening doors
- Metal frames
- Length: 10 1/4"

(6-39242) \$114.99



**Archive Collection
#6464 Boxcar
3-Pack #2**

ADDITIONAL FEATURES:

- Opening doors
- Metal frames
- Length: 10 1/4"

(6-39253) \$114.99

OPERATING CARS

OPERATING CARS

With lights, sound and action, Lionel Operating Cars can crack a smile on model railroaders of all ages. Each car offers a clever, new way to interact with Lionel trains on almost any layout.

FEATURES:

- Die-cast metal trucks and operating couplers (Except on page 94)
- Minimum Curve: O-27 (Unless noted)



Chesapeake & Ohio Searchlight Car

ADDITIONAL FEATURES:

- Illuminated searchlight
- Manually adjustable light position
- Length: 10 3/4"

(6-36778) \$29.99

Pennsylvania Log Dump Car

ADDITIONAL FEATURES:

- Dumps logs at the touch of a button (Remote control track section required, see page 158)
- Includes log load and unloading bin
- Length: 10"

(6-26805) \$29.99



Santa Fe Derrick Car

ADDITIONAL FEATURES:

- Movable boom
- Operating winch
- Length: 10 3/4"

(6-26803) \$29.99



NEW!

New York Central Coal Dump Car

ADDITIONAL FEATURES:

- Dumps coal at the touch of a button (Remote control track section required, see page 158)
- Includes coal load and unloading bin
- Length: 10"

(6-26804) \$29.99



Rio Grande Stockcar with Cattle Sounds

ADDITIONAL FEATURES:

- Authentic cattle sounds powered by a nine-volt battery (not included)
- ON/OFF switch
- Sprung trucks
- Metal frame
- Length: 11 1/8"

(6-36736) \$59.99



NEW!

Santa Fe Walking Brakeman Car

ADDITIONAL FEATURES:

- Brakeman figure moves back and forth along the roofwalk, via track power
- Powerful maintenance-free motor with ON/OFF switch
- Metal frame
- Length: 10 1/4"

(6-36776) \$59.99



Brakeman "walks" along roof

American Refrigerator Transit Ice Car

ADDITIONAL FEATURES:

- Matches the Icing Station with Ice Car on page 116
- Ice is loaded through the roof by the Icing Station
- Sprung trucks
- Metal frame
- Twelve ice blocks
- Length: 10 1/4"

(6-36770) \$59.99



See page 116

OPERATING CARS

Lionel Lines Animated Caboose

ADDITIONAL FEATURES:

- All-new design
- Holding an illuminated lantern, the hand-painted brakeman figure moves smoothly back and forth on the platform
- Operates via track power
- Maintenance-free motor
- Interior illumination
- Metal frame
- Length: 7 1/8"

(6-36729) \$69.99

NEW!



**LIGHTED
LANTERN**



Sea-Monkeys® Motorized Aquarium Car

ADDITIONAL FEATURES:

- Colorful retro graphics, original artwork from the 1960s, move around the car via track power
- Maintenance-free motor
- ON/OFF control
- Interior illumination
- Metal frame
- Length: 10 1/4"

(6-36780) \$64.99

NEW!



Inspired by original retro artwork


Canadian National Barrel Car

ADDITIONAL FEATURES:

- Require Remote Control Track section (see pages 158-163)
- At the push of a button, the hand-painted figure pushes the barrels off of the car
- Metal barrel channel and frame
- Six wooden barrels
- Includes unloading bin
- Length: 11 3/4"

(6-36771) \$69.99

NEW!



Remote-control operation



Pennsylvania "Moe & Joe" Lumber Flatcar

ADDITIONAL FEATURES:

- Requires Remote Control Track Section, see pages 158-163
- Moe & Joe figures unload boards at the touch of a button
- Real wood load
- Metal unloading structure
- Includes unloading bin
- Length: 10 3/4"

(6-36774) \$69.99



REMOTE CONTROL DUMPING ACTION

COAL AND BIN INCLUDED

Jersey Central Coal Dump Car

ADDITIONAL FEATURES:

- Dump coal at the touch of a button (Remote control track section required, see pages 158-163)
- Includes coal load and unloading bin
- Die-cast metal frame and metal dumping frame
- Length: 9 1/8"

(6-36773) \$69.99



REMOTE CONTROL DUMPING ACTION

LOGS AND BIN INCLUDED

Spokane, Portland & Seattle Log Dump Car

ADDITIONAL FEATURES:

- Dump coal at the touch of a button (Remote control track section required, see pages 158-163)
- Includes natural log load and unloading bin
- Die-cast metal body
- Length: 8 5/8"

(6-36772) \$69.99



PROGRAMMABLE OPERATION

Maintenance of Way Remote Control Searchlight Car

ADDITIONAL FEATURES:

- Operating searchlight rotates via track power
- Adjust the searchlight's brightness as well as the rate of rotation with a Remote control track section (Available separately, see pages 158-163)
- Die-cast metal body
- Length: 9"

(6-36787) \$69.99



OPERATING CARS

U.S. Marines Missile Launch Sound Car

ADDITIONAL FEATURES:

- The whoosh of each missile is synchronized with the firing of the missile launcher locomotive (not included). Other effects include warning claxon, siren and special crew announcements
- Matches the Missile Launch Train on page 20
- TrainMaster Command Control system required
- Realistic sound effects at the push of a button on your TMCC CAB-1 Remote Controller
- Metal frame
- Length: 10 1/4"

(6-19896) \$179.99

**TARGET ACQUIRED
FIRE!**



**SEE THE
SET ON
PAGE 20**

Operating Hood's Milk Car with Platform

ADDITIONAL FEATURES:

- The busy milkman unloads cans onto the platform at the touch of a button
- Requires Remote Control Track section (sold separately, see pages 158-163)
- Metal frame
- Seven milk cans
- Metal platform
- Length: 11 1/8"

(6-19894) \$129.99



**Milkman unloads
cans**

NEW!



#3356 Santa Fe Horse Car with Corral

ADDITIONAL FEATURES:

- Horses move around corral and through the car
- Includes corral and seven horse figures
- Postwar Celebration Series plaque and packaging
- Length: 11 1/8"

(6-19895) \$149.99





TrainMaster Command Control Crane Cars

Now available in two new paint schemes, these operating cars bring a new level of action to Command Control railroading. See pages 152-153 for more on the affordable TrainMaster Command Control system. Installation is simple and, in no time at all, you can be running your own M.O.W. operations anywhere on your layout via the wireless CAB-1 Remote Controller.

FEATURES:

- TrainMaster Command Control operation including 360 degree cab rotation, up and down action of the boom, independent control of the main and auxiliary hooks, independent control of the front and rear work lights, and deployment of all six outriggers
- TMCC CAB-1 Remote Controller and TMCC Command Base required, see pages 152-153
- Four powerful maintenance-free motors
- Die-cast metal six-wheel sprung and equalized trucks
- Dual ElectroCouplers
- Die-cast metal body, frame, boom and cab
- Operating front and rear work lights
- Opening cab doors
- Twelve outrigger supports included for use on both traditional O gauge, O-27 or the FasTrack track system
- Minimum Curve: O-31
- Length: 10 1/2"



Operating front work lights



Remotely deployed outriggers and front and rear ElectroCouplers

AMERICAN FLYER

Great Northern Animated Caboose

FEATURES:

- Brakeman figure moves back and forth on rear platform via track power
- Interior lighting
- Metal frame
- Minimum Curve: S gauge
- Length: 7"

(6-49017) \$69.99



Brakeman moves
back and forth



(6-48038) Great Northern Electric \$249.99

Southern Work Train

Maintenance of Way crews work hard on every railroad keeping the mainline at ready. A die-cast metal crane car highlights this M.o.W. consist. Led by a powerful Baldwin switcher, the Southern Work Train rolls down S gauge rails as the first boxed American Flyer freight train set in almost two decades.

SET INCLUDES:

- Baldwin switcher, ballast hopper, flatcar with wheel load, crane car, boom car

LOCOMOTIVE FEATURES:

- Upgraded drive system with die-cast metal trucks
- Upgraded body detailing
- Transformer controlled forward, neutral and reverse operation
- Directional lighting with operating headlight and back-up light
- Powerful maintenance-free motor
- Metal frame

ROLLING STOCK FEATURES:

- Die-cast metal trucks
- Removable ballast load in hopper
- Removable wheel load on flatcar

CRANE CAR FEATURES:

- Die-cast metal six-wheel trucks upgraded with center wheels
- Die-cast metal frame, hook, block, jack stand and winding wheels
- Minimum Curve: S gauge
- Length: Approx. 41 1/2"

(6-49613) \$449.99





Directional back-up light

(6-48043) New York Central Baldwin Switcher \$249.99

Great Northern Electric and New York Central Baldwin Switcher

2004 marks the re-introduction of another classic American Flyer locomotive—the EP-5 Electric. This upgraded locomotive now comes equipped with a new operating horn. The unique double-headed electric streaks over the high iron in the bold orange and green of the Great Northern.

Recently upgraded last year with features like an all-new, improved drive system, die-cast metal trucks and directional lighting, the Baldwin switcher rejoins the roster this year. For the first time ever, the tough growler is available with the distinctive “cigar band” logo of the New York Central.

FEATURES:


- Die-cast metal trucks
- Transformer controlled forward, neutral and reverse operation
- Directional lighting with operating headlight and back-up light
- Powerful maintenance-free motor
- Metal frame
- Minimum Curve: S gauge

ADDITIONAL ELECTRIC FEATURES:

- Operating horn
- Operating metal pantographs
- Length: 10”

ADDITIONAL BALDWIN FEATURES:

- Upgraded drive system
- Upgraded body details
- Length: 9”



AMERICAN FLYER

American Flyer New York Central USRA Light Mikado

This scale-sized model represents the first all-new American Flyer steam locomotive in four decades. Introduced by the United States Railroad Administration in 1918, the USRA Light Mikado proved to be their most popular design, running on railroads throughout the country. The American Flyer USRA Light Mikado represents the latest level of detailing and features found in some of the best Lionel O gauge steamers. Equipped with the TrainMaster Command Control system, the new S gauge locomotive will still run using only a conventional transformer with most of the features, including many RailSounds effects, enabled. Add a TMCC Command Base and a CAB-1 Remote Controller (See pages 152-153) to unlock all of the features and sound effects available. A simple one-wire hook up to most AC transformers will have you on your way to true walk-around, remote control railroading. A matching caboose is also available separately.

FEATURES:

- Produced from all-new tooling
- TrainMaster Command Control equipped—able to run in Command Control Mode or in Conventional Transformer Control Mode with most American Flyer and Lionel transformers
- RailSounds sound system with CrewTalk communication, TowerCom announcement and DynaChuff synchronized chuffing
- Directional lighting including operating headlight and back-up light on rear of tender
- Illuminated classification lights on front of locomotive
- Powerful maintenance-free motor
- Two traction tires
- Synchronized smoke system—smoke realistically puffs in time to the rotation of the wheels and the sound of the DynaChuff chuffing
- Die-cast metal locomotive body, frame and trucks
- Die-cast metal tender body and trucks
- Accurate, separately applied builder's plates
- Separately applied metal details
- Authentically detailed cab interior
- Interior light in cab
- Engineer and fireman figures
- Minimum Curve: S-gauge
- Length: 15 1/2"

(6-48036) New York Central USRA Light Mikado \$599.99



New York Central Caboose

FEATURES:

- Die-cast metal trucks
- Metal frame
- Interior lighting
- Minimum Curve: S gauge
- Length: 7"

MOTORIZED MOVEMENT



Santa Fe Walking Brakeman Boxcar

FEATURES:

- Brakeman moves smoothly back and forth along roofwalk via track power
- Maintenance-free motor
- Metal frame
- Minimum Curve: S gauge
- Length: 8 3/8"

(6-49016) \$69.99

AMERICAN FLYER

Actual production design drawing shown

NEW!



(6-48725) New York Central Caboose \$49.99

NEW!



NEW!



Pennsylvania Depressed Center Searchlight Car

FEATURES:

- Illuminated searchlight
- Die-cast metal six-wheel trucks
- Die-cast metal body
- Minimum Curve: S gauge
- Length: 10"

(6-49013) \$69.99

NEW!



Westside Lumber "Moe & Joe" Flatcar

FEATURES:

- Two figures unload boards at the push of a button
- Real wood load
- Operating contactor and unloading bin included
- Minimum Curve: S gauge
- Length: 8 3/8"

(6-49015) \$69.99



Remote control operation

AMERICAN FLYER

American Flyer Rolling Stock

FEATURES:

- Die-cast metal trucks
- Operating couplers
- Minimum Curve: S gauge

Pacific Fruit Express Flatcar with Piggyback Trailers

ADDITIONAL FEATURES:

- Two removable trailers
- Length: 8 3/8"

Nestlé® Nesquik® Single Dome Tank Car

ADDITIONAL FEATURES:

- Metal handrails and ladders
- Length: 7 5/8"

Southern Pacific Boxcar

ADDITIONAL FEATURES:

- Metal frame
- Opening doors
- Length: 8 3/8"

Great Northern Flatcar with Bulkheads

ADDITIONAL FEATURES:

- Stamped metal bulkheads and stakes
- Three removable die-cast metal I-beams
- Length: 8 3/8"

Hooker Chemicals Three Dome Tank Car

ADDITIONAL FEATURES:

- Metal handrails
- Length: 7 5/8"

(6-48354) Southern Pacific Boxcar \$49.99



NEW!

(6-48535) Great Northern Flatcar with Bulkheads \$49.99



NEW!

(6-48533) Pacific Fruit Express Flatcar with Piggyback Trailers \$49.99



NEW!

(6-48414) Nestlé® Nesquik® Single Dome Tank Car \$54.99



NEW!

(6-48415) Hooker Chemicals Three Dome Tank Car \$49.99



NEW!

(6-48809) Northern Pacific Reefer \$49.99



NEW!

Northern Pacific Reefer

ADDITIONAL FEATURES:

- Metal frame
- Opening doors
- Length: 8 3/8"

New York Central Depressed Flatcar with Cable Reel

ADDITIONAL FEATURES:

- Die-cast metal six-wheel trucks
- Die-cast metal body
- Removable cable reel with real wire
- Length: 10"

Campbell's® Soup Single Dome Tank Car

ADDITIONAL FEATURES:

- Metal handrails and ladders
- Length: 7 5/8"

New York Central Crane Car

ADDITIONAL FEATURES:

- Die-cast metal six-wheel trucks
- Die-cast metal frame, hook, block, jack stand and winding wheels
- Manually rotating cab
- Manually operating boom and block
- Matching boom car available separately
- Length: 8 3/8"

New York Central Boom Car

ADDITIONAL FEATURES:

- Metal railing
- Matching crane car available separately
- Length: 8 3/8"

(6-48534) New York Central Depressed Flatcar with Cable Reel \$59.99



NEW!

(6-49014) New York Central Crane Car \$69.99



NEW!

(6-48416) Campbell's® Soup Single Dome Tank Car \$54.99



NEW!

(6-48726) New York Central Boom Car \$49.99



NEW!

AMERICAN FLYER

#773 Oil Derrick

Watch as the "oil" bubbles up the illuminated tube of this new American Flyer reissue.

FEATURES:

- Illuminated bubble tube
- Dimensions: 4 7/8" x 4 7/8" x 12 5/8"

(6-49811) \$59.99

#774 Floodlight Tower

Perfect for a freight yard on any layout, the American Flyer #774 Floodlight Tower features four bright lamps.

FEATURES:

- Metal platform, lamp holders, and pipe
- Four lights
- Dimensions: 5" x 6" x 13"

(6-49814) \$99.99


#787 Log Loader

The classic American Flyer #787 Log Loader is ready to go to work on your S or O gauge layout. At the press of a button, the operator hooks a log from the bin inside the structure, hoists it up, and loads it onto a car positioned in front of the accessory.

FEATURES:

- Crane operator picks up logs and drops them onto cars positioned in front of the accessory
- Metal walkway
- Dimensions: 10" x 11 1/2" x 9"

(6-49810) \$129.99



LIGHTS
AND
BUBBLES

FOUR LIGHTS

Car not included

LOADS LOGS
INTO
ROLLING
STOCK



**MOVES
BACK AND
FORTH**

**CHICAGO, ST. LOUIS
ALL POINTS WEST
NOW BOARDING!**



**MAKE YOUR
OWN STATION
ANNOUNCEMENTS**

#789 Baggage Smasher

When the trains pull in, Billy the Baggage Smasher has his work cut out for him! The Baggage Smasher accessory features an animated figure that wheels the passenger's luggage across the platform at the press of a button.

FEATURES:

- Animated figure
- Interior lighting
- Dimensions: 10" x 7 1/4" x 4 3/4"

(6-49813) \$129.99

#755 Talking Station

"Chicago, St. Louis! All points west! Now boarding!" The classic American Flyer Talking Station is now available with modern, digital technology. The microphone and speaker in this accessory allow you to become the station master. Record your own messages or "broadcast live" using the station's speaker as your layout's personal PA system.

FEATURES:

- Digital recorder, microphone, and speaker
- Interior lighting
- Metal base, building, and signs on the roof
- Dimensions: 6" x 12" x 8"

(6-49812) \$199.99



Car not included

#23830 Piggyback Unloader and Flatcar

Load and unload your piggyback trailers with the Piggyback Unloader. Position the flatcar beneath the structure, and the trailers are transferred to the ramp or positioned on the car.


FEATURES:

- Flatcar with two trailers
- Metal ramps
- Dimensions: 2 1/4" x 2 1/4" x 16"

(6-49818) \$69.99



NEW!



NEW!

#771 Operating Stockyard

Herd the cattle figures through the stockyard and onto the awaiting #736 Operating Stock Car.

STOCK CAR FEATURES:

- Cattle figures travel through the car
- Vibrating motor
- Opening doors
- Metal frame

STOCKYARD FEATURES:

- Metal platform
- Metal frame
- Eight cows
- Dimensions: 10 1/4" x 10 3/8" x 2 1/8"

(6-49816) \$149.99

AMERICA

#741 Handcar and Shed

Stowed in a shed at the end of a siding, this M.o.W. crew is ready for action. The figures pump the handles as the handcar speeds down the track.

HANDCAR FEATURES:

- Powerful maintenance-free motor
- Two figures pump the handle
- Length: 4 1/2"

SHED FEATURES:

- Metal construction
- Opening door
- Dimensions: 6 3/4" x 5 1/4" x 5"

(6-49815) \$99.99



#785 Coal Loader

Load and unload your cars using the #785 Coal Loader. At the press of a button, the bucket scoops coal and empties it into the hopper. A second button dumps coal down the chute to fill an awaiting car.

FEATURES:

- Metal tower
- Operating bucket and scoop
- Coal is stored in the hopper and dumped down the chute
- Dimensions: 5" x 5" x 14 1/2"

(6-49817) \$149.99

#583A Electromagnetic Crane

The #583A Electromagnetic Crane stands ready for action. Use the controller to rotate the cab, lower the hook, and activate the magnet.

FEATURES:

- Metal tower, cab, and boom
- Dimensions: 5" x 5" x 14"

(6-49819) \$249.99



N FLYER

OPERATING ACCESSORIES

Station Platform

FEATURES:

- Includes eight full-color press-on advertisements
- Dimensions: 12" x 3 3/8" x 5"

(6-14096) \$12.99

Illuminated Station Platform

FEATURES:

- Includes two frosted light bulbs
- Dimensions: 12" x 3 3/8" x 5"

(6-24159) \$29.99

Animated Billboard

FEATURES:

- Billboards change from one to the other at the touch of a button
- Dimensions: 8" x 2 1/4" x 5"

(6-14159) \$29.99

#133 Passenger Station

FEATURES:

- Interior lighting
- Dimensions: 12 1/8" x 8 1/4" x 6 1/2"

(6-14152) \$49.99



#462 Derrick Platform

Load and unload the mysterious radioactive containers with the interactive #462 Derrick Platform. This Postwar accessory was first released in the 1961 Lionel Catalog. One hand crank raises and lowers the boom, a second moves the derrick assembly across the platform and a third raises and lowers the hook.

FEATURES:

- Two containers
- Movable derrick
- Dimensions: 8 1/2" x 11" x 1 3/4"

(6-24173) \$59.99

Railroad Control Tower

FEATURES:

- Figures move inside tower
- Anemometer rotates on roof
- Interior lighting
- Powerful maintenance-free motor
- Dimensions: 5" x 5" x 11"

(6-24153) \$49.99

Maiden Rescue

Some dastardly villain has tied the fair maiden to the tracks. Oh no! The express is fast approaching. At the last moment, the valiant officer of the Royal Canadian Mounted Police rushes forward to rescue the fair maiden and save the day.

FEATURES:

- Includes 153 Contactor
- Also works with Insulated Track Section, sold separately
- Dimensions: 6" x 4" x 6"

(6-24154) \$49.99



The brave Mountie saves the day!

OPERATING ACCESSORIES

Summer Vacation

This family is enjoying its wilderness vacation in their classic station wagon and camper. Warm memories come to life with a flickering campfire and interior lighting in the camper.

FEATURES:

- Flickering LEDs simulate the campfire
- Lighted interior in the camper
- Hand-painted figures
- ON/OFF switch
- Dimensions: 10 1/2" x 8 1/2" x 3"

(6-24164) \$79.99

NEW!



**FLICKERING
CAMPFIRE**

Track Gang

Working hard to keep the track in good condition, these gandy dancers just won't quit. Six animated figures use a jackhammer, illuminated welding torch, shovels and pry bars.

FEATURES:

- Six separate animations
- Eight hand-painted figures
- Simulated torch glow
- Dimensions: 8" x 2 1/2"

(6-24105) \$89.99

Rover's Revenge

Watch the hounded letter carrier as he keeps three of man's supposed best friends at bay.

FEATURES:


- Three dogs chase the letter carrier around the tree
- Hand-painted figures
- Mailbox functions as ON/OFF switch
- Dimensions: 4 1/2" x 4 1/2" high

(6-24170) \$69.99

NEW!



**DOGS
CHASE
POSTMAN**



Six separate animations

Playground Swings

Watch the children swing back and forth all day long. Two boys play "hide-and-go-seek" in the pipes. The compact size of the accessory offers an easy way to add animation to any size layout.

FEATURES:

- Two children swing back and forth
- Five hand-painted figures
- Dimensions: Approx. 4 1/2" x 4 1/2" x 3"

{6-14199} \$64.99

OPERATING SWINGS



Children on both sides of pipes

Hobo Tower

Never underestimate the resourcefulness of a hobo. Even an abandoned water tower becomes a luxury resort and swimming pool. This operating accessory is beautifully decorated and detailed in the same spirit as the Lionel Hobo Campfire and Lionel Hobo Hotel. The Hobo Tower features six hand-painted hobo figures, including two lounging in their water tank swimming pool. Others sit by the flickering campfire listening to the melancholy harmonica of a tramp troubadour.

FEATURES:

- Six hand-painted hobo figures and one hand-painted dog figure
- Flickering campfire
- Harmonica music
- Separate ON/OFF switches for both sound and flickering campfire
- Volume control for sound
- Dimensions: 8" x 8" x 12"

{6-24104} \$69.99



PLAYS "BEAUTIFUL DREAMER"

FLICKERING CAMPFIRE

Oil Field with Bubble Tubes

Fields of oil and natural gas pumps seen across the industrial landscape inspire this operating accessory. Seven bubbling "oil" pumps are connected via a network of pipes. The service shack at the edge of the field even includes interior illumination.

FEATURES:

- Seven lighted bubble tubes
- Interior illumination in shack
- ON/OFF switch
- Dimensions: 13" x 10" x 5 1/2"

{6-24112} \$79.99

**LIGHTED
BUBBLING
TUBES**



Industrial Tank

Inspired by real oil and gas industries whose fields are filled with vast "highways" of connected tanks, you can replicate a large Tank Town of your own with this realistic Industrial Tank. With metal connecting walkways included, it's easy to start building an impressive field.

FEATURES:

- Metal platform and walkways
- Operating industrial lamp
- Conveniently connects to multiple tanks for building large fields
- Dimensions: 4" x 7" x 3 1/2"

(6-14143) \$69.99

Connect two...



...or more!



Industrial Water Tower

The people of Lionelville now have their own water tower. This patriotically inspired tower includes a blinking warning light and glowing bubble tube.

FEATURES:

- Metal tower and ladder
- Lighted bubble tube
- Blinking warning light on top
- Dimensions: 6" x 6" x 15"

(6-24102) \$89.99



Industrial Smokestack

Modeled after smokestacks that stand across the American industrial landscape, the new Lionel Industrial Smokestack features a powerful smoke unit, glowing stack interior and operating aircraft warning lights at the top.

FEATURES:

- Operating smoke unit
- Aircraft warning lights
- Glowing interior
- Dimensions: Height Approx. 20"

(6-14142) \$99.99



REALISTIC SMOKE

GLOWING INTERIOR

BLINKING WARNING LIGHTS

OPERATING ACCESSORIES

Train Orders Building

As engineers pass the Train Orders Building, they keep an eye on the signal arms. When the arms are raised, they know to reach for their orders, which are passed up to the cab on the end of a pole. Passing trains automatically trigger the action of the arms and the figure.

FEATURES:

- Passing trains automatically cause the figure to emerge from the structure and the signal arms to raise
- Building with lighted interior
- Industrial lamppost illuminates the platform
- 153C Contactor included
- Compatible with the 153IR Controller or Insulated Track Section (both available separately)
- Dimensions: 6 1/2" x 6 1/2" x 6 1/2"

(6-14166) \$69.99

NEW!



MAN EMERGES

SIGNAL ARMS RAISE AND LOWER

Icing Station

Keeping perishable freight cool was a tough job before the days of mechanical refrigeration. Watch as the figure loads the icing station with blocks of ice to be sent down the chute. Position the Ice Car at the platform, and load it up.

FEATURES:

- Ice is loaded into the house, then sent down the chute
- Includes one operating ice car
- Additional sequentially numbered car available, see page 95 for features
- Metal base
- 10 ice cubes
- Dimensions: 11" x 4" x 8"

(6-24174) \$99.99



Ice car included



Additional ice car available on page 95



NEW!

Detailed interior



Operating signal

Campbell's® Soup Water Tower

This colorful structure is inspired by an actual water tower that stands at the Camden, New Jersey headquarters of Campbell's® Soup.

FEATURES:

- Metal Tower and ladder
- Blinking warning light on top
- Dimensions: 6" x 6" x 15"

(6-24171) \$69.99

NEW!





Log dump cars
not included

Conveyor Lumber Loader

Load up the logs from your Lionel Log Dump Car and a conveyor belt will take them to the top, then watch gravity do its job as the log rolls off the belt, down the ramp, and onto another awaiting car. Exterior lights with red and green jewels highlight the classic action.

FEATURES:

- Powerful maintenance-free motor
- Metal construction
- Operating conveyor belt system
- Illuminated with red and green jewels
- 12 wooden logs
- Dimensions: 28" x 3 1/8" x 4 1/2"

(6-24152) \$99.99

Lionel Sawmill

See the logs enter the sawmill by conveyor belt and watch in amazement as fresh wood planks come out of the other side. Safety strobe lights on both sides warn workers to be careful around the action. Together with your favorite Lionel log dump cars and the Lionel Conveyor Lumber Loader, the Lionel Sawmill can complete a classic logging railroad empire.

FEATURES:

- Powerful maintenance-free motor
- Spinning blade
- Operating strobe lights
- Wooden logs and boards
- Compatible with all Lionel log dump cars
- Dimensions: 16" x 6" x 6"

(6-24147) \$129.99



**FEATURES
ACTUAL
SPINNING
BLADE!**

Log dump car
not included

OPERATING ACCESSORIES

Drawbridge

Perfect for traversing quaint waterways, the Lionel Drawbridge brings animated fun to your layout. At the touch of a button, the bridge lifts in the air allowing boats or trains to pass underneath. Flashing red lights accent the action.

FEATURES:

- Powerful maintenance-free motor
- Dual flashing warning lights
- Bridge raises and lowers at the touch of a button
- Dimensions: 4 1/2" x 10" x 2"

(6-14173) \$129.99

**INCLUDES
AUTOMATIC
TRAIN STOP**

LIGHTS FLASH

**ONE-TOUCH
OPERATION**



**RAISES
AND
LOWERS**

NEW!

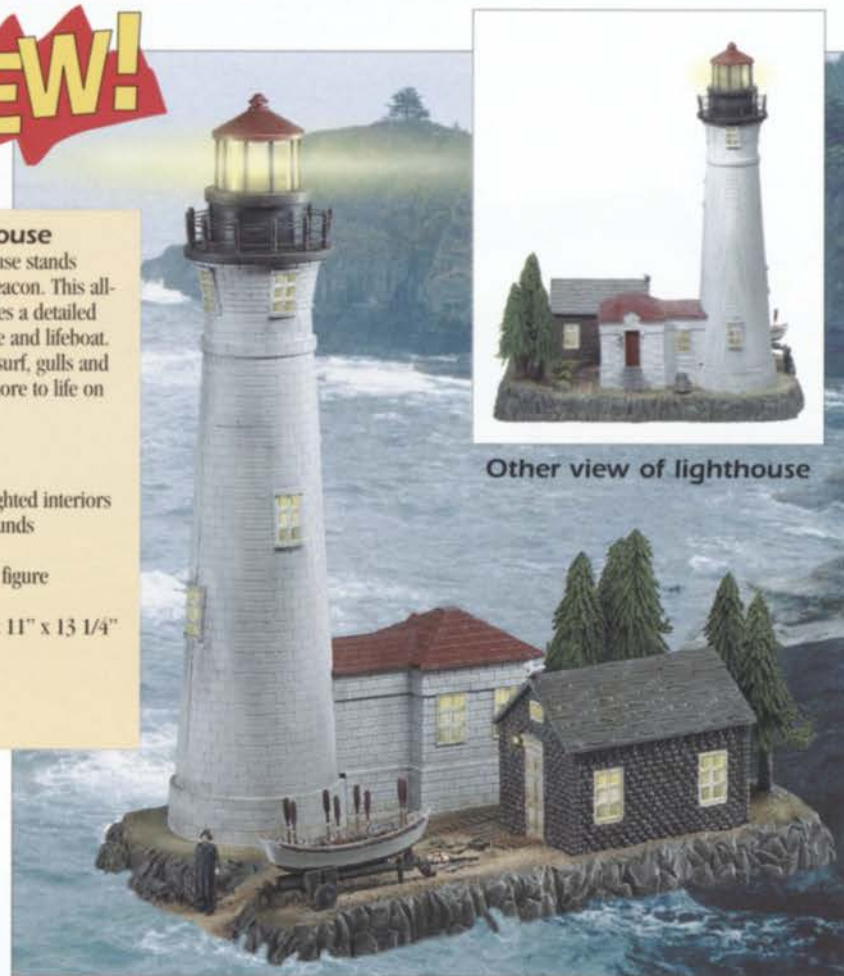
Big Bay Lighthouse

The Big Bay Lighthouse stands guard with a rotating beacon. This all-new design even includes a detailed lighthouse keeper figure and lifeboat. Realistic sounds of the surf, gulls and foghorn bring the seashore to life on any layout.

FEATURES:

- Rotating beacon
- Two buildings with lighted interiors
- Realistic seashore sounds
- Five trees
- Hand-painted pewter figure
- Detailed lifeboat
- Dimensions: 7 1/2" x 11" x 13 1/4"

(6-24119) \$159.99



Other view of lighthouse



Hand-painted details

Railroad Tugboats


An important part of a railroad's roster, tugboats were a common sight around almost every harborfront. Two tugboats join the Lionel fleet, sporting the colors of the Pennsylvania Railroad and those of the Santa Fe, featuring lights, smoke and sounds. In addition to interior lighting, the tugboats include illuminated marker lights and an illuminated spotlight. Along with the authentic whistle are seaside effects such as seagulls, waves and a foghorn. The water wake base is removable, so these models can be easily displayed on a train room shelf or integrated into a waterfront layout. While four AA batteries (not included) can power the lights and sounds in a display environment, you may choose to purchase a 36-watt Accessory Transformer 6-32923 (see page 155) for an easy way to access all of the features, including smoke, whether as a shelf display or layout accessory.

**NEW
IMPROVED
SOUNDS**

**NEW
OPERATING
SPOTLIGHT AND
NAVIGATION
LIGHTS**

**NEW
EASY-TO-ASSEMBLE
RIGGING**

- FEATURES:**
- Operating spotlight and navigation lights
 - Realistic steam whistle and harbor sounds
 - Lighted interior
 - Operating smoke unit
 - Metal handrails
 - Removable painted base with plaque
 - Easy-to-install mast rigging
 - Dimensions: 19" x 5" x 11"
- (6-24109) Santa Fe \$199.99
(6-24110) Pennsylvania \$199.99



36-watt Accessory Transformer
6-32923 (See page 155)

Lionel Play World® Amusement Park Swing Ride

A staple of carnivals and county fairs, the swing ride continues the series of Lionel amusement park favorites. The ride slowly builds in speed, thrilling its riders as the seats swing further out. Exterior lights and cheerful carnival music highlight the action.

FEATURES:

- Powerful maintenance-free motor
- Cycle-controlled variable speed
- Exterior lights
- Authentic carnival music
- Colorful, carnival-inspired graphics
- Hand-painted figures
- ON/OFF controls for sound and motion
- Dimensions: Approx. 11" diameter x 12" height

(6-14170) \$199.99

**LIGHTS
MUSIC AND
REALISTIC
ACTION**

Frank's Hotdog Stand

Frank grills the best dogs this side of the tracks. Watch him as he sells his best customer, Jimmy, two of those red hots while Oscar the wiener dog runs crazily around the fire hydrant, anticipating his treat.

FEATURES:

- Frank and customer figures turn; dog figure runs around fire hydrant
- Powerful maintenance-free motor
- Interior lighting
- Dimensions: 8 1/2" x 6 1/2" x 5"

(6-14160) \$79.99



See the Carnival People Pack on page 138 for a perfect addition to your Lionel Carnival



LIGHTS AND ROTATES

Ferris Wheel

Towering over the midway, this colorful giant features a rotating wheel illuminated by four bright spotlights and a lighted ticket booth and marquee. The Lionel Ferris Wheel now features a DC jack (wall power pack not included), making this carnival favorite a great animated display piece on or off a layout.

FEATURES:

- Rotating wheel
- Four spotlights illuminate wheel
- Interior lighting in marquee and ticket booth
- Chairs for figures
- Operates with track power, accessory transformer, or DC jack
- Dimensions: Approx. 12" x 8" x 20"

(6-14110) \$199.99

Pirate Ship Ride

Inspired by the popular carnival favorite, the ship swings back and forth with all of the hair-raising action of the real thrill ride. The Lionel Pirate Ship Ride is perfectly sized to match your other Lionel carnival favorites.

FEATURES:

- Boat swings back and forth
- Ten hand-painted, seated figures
- Dimensions: Approx. 14" x 9" x 12"

(6-14171) \$249.99



Other side of ship





AMC/ARC Gantry Crane and Log Loader

The AMC/ARC Gantry Crane and Log Loader take two of the most sophisticated TrainMaster Command Control components and incorporate them into two classic Lionel operating accessories. While both accessories feature traditional controller operations in the conventional environment, the ARC/AMC components are pre-installed for simple set-up and operation with TrainMaster Command Control.

In the Command Control environment, you get fine control of every action using your CAB-1 Remote Controller (sold separately). With the built-in TMCC Accessory Motor Controller, you are able to rotate the cab and lower the magnet on the Gantry Crane or load logs with the Log Loader. The TMCC Action Recorder Controller allows you to record and play back entire animated sequences. For more on the TrainMaster Command Control system, see page 148.

AMC/ARC GANTRY CRANE FEATURES:

- TrainMaster Command Control system equipped TMCC CAB-1 Remote Controller and TMCC Command Base required for TMCC operation (Not included)
- Built-in ARC and AMC
- Rotate the cab, operate the magnet, and raise and lower winch with variable speed and fine control using your CAB-1 Remote Controller
- Record entire animated sequences and play them back over and over with your CAB-1 Remote Controller
- Die-cast metal platform
- Conventional remote controller
- Dimensions: 13" x 5" x 5 1/8"

AMC/ARC LOG LOADER FEATURES:

- TrainMaster Command Control system equipped TMCC CAB-1 Remote Controller and TMCC Command Base required for TMCC operation (Not included)
- Built-in ARC and AMC
- Operate the chain conveyor, drop the unloading stakes, and dim or brighten the lights with variable speed and fine control using your CAB-1 Remote Controller
- Record entire animated sequences and play them back over and over with your CAB-1 Remote Controller
- Die-cast metal roof supports
- Conventional remote controller
- Dimensions: 10 7/8" x 10 5/8" x 9 1/8"






**TMCC
EQUIPPED!**

**SLOW THE
CHAIN CONVEYOR
TO A CREEP**

(6-24115) AMC/ARC Log Loader \$249.99



**LOAD LOGS
WITH YOUR
CAB-1!**

Car not included

OPERATING ACCESSORIES


Station and Terrace

In the tradition of the #840 Industrial Power Station, this new Prewar reissue faithfully honors the timeless tinplate design of the original. With classic Automatic Train Control, set the station along your mainline and watch as your train stops in front. The station and terrace may be used together or individually, providing two classic tinplate accessories in one package. Our new #128 Illuminated Station and Terrace is offered in two versions, both prized by collectors, referred to as "early" and "late."

FEATURES:

- Automatic Train Control with adjustable delay
- Station is removable from terrace
- Tinplate metal construction
- Lighted station interior with two exterior lamps
- Terrace includes six illuminated lampposts
- Includes two American flags—one with 48, the other with 50 stars.
- Dimensions: Terrace: 31 1/2" x 18" x 16"
(to the top of the flagpole)
Station: 13 3/4" x 9 1/4" x 9"

(6-34114) Late Station and Terrace (red trim) \$499.99



(6-34117) Early Station and Terrace (green trim) \$499.99

**FEATURING
AUTOMATIC
TRAIN
CONTROL!**

**TWO
ACCESSORIES
IN ONE!**



**Set up together
or individually**

OPERATING ACCESSORIES

Swing Bridge

The swing bridge is a common sight on rivers and industrial canals across America. In the spirit of the #213 Lift Bridge, the all-new Lionel Swing Bridge keeps traffic on your O gauge river and rail systems running smoothly. At the press of a lever, the entire bridge span pivots 90 degrees at its mid-point, allowing boat traffic to pass below. Press the lever again and watch the bridge swing the rails back in line so that the awaiting fast freight train can barrel across the river. Twelve navigation lights below the bridge warn vessels passing below of the bridge's position.

FEATURES:

- Powerful maintenance-free motor
- 12 navigation lights
- Bridge swings at the press of a lever
- Metal span
- Dimensions: 40" x 6 1/2" x 13"

(6-24111) \$399.99



Smooth motorized operation



**OPENING
WIDE ENOUGH
TO FIT LIONEL
TUGBOAT!**

Red and green end lights



Swing bridge in open position



HISTORIC LAYOUT SERIES

Begun in 2003, the Historic Layout Series has quickly become a favorite of Lionel collectors and operators alike. Featuring unique, animated accessories from some of the country's most recognized and beloved train layout attractions, these fun products let you replicate parts of your favorite layouts. From small to large, and whimsical to prototypical, the accessories within the Historic Layout Series help bring your own layout to life.

The initial offerings in the series are found on the famous Miniature Village & Railroad of the Carnegie Science Center in Pittsburgh, Pennsylvania. What began on Christmas Eve in 1920 by founder Charles Bowdish, has turned into the Science Center's main attraction. Featuring a Lionel-only layout, the Miniature Railroad & Village features over 100 original mechanized details. Some of our favorites are offered on pages 128-130.

New to the Historic Layout Series in 2004 is the Pennsylvania-Dutch inspired Choo Choo Barn Traintown, U.S.A. Sparked by the purchase of a Lionel Scout Set after the end of World War II by George Groff for his son Tom, the Choo Choo Barn is a fine replication of Lancaster County, Pennsylvania in miniature. The 1700 square-foot layout features over 150 one-of-a-kind animated figures and vehicles with 22 operating trains. Our initial Choo-Choo Barn offerings featured on pages 130 -131 work perfectly for any layout, and in conjunction with Lionelville products.



These realistic animations are just some of the more than one hundred original mechanized details waiting to be discovered on Carnegie Science Center's Miniature Railroad & Village, Pittsburgh Pennsylvania.

Discover more at: www.MinatureRailroad.org or call the Carnegie Science Center at 412.237.3400 for information on the operational schedule for the one and only Miniature Railroad & Village exhibition!



"Mr. Spiff and Puddles"

In the village park, a man on a leisurely stroll with his dog tips his hat and beckons "Good Day" to a passing lady unaware of how his dog is undermining his gallantry! If Mr. Spiff only knew what his dog, Puddles, was doing behind him!

FEATURES:

- As Mr. Spiff tips his hat, his dog Puddles raises his leg
- Includes separate park bench for customer placement
- Trash can conceals ON/OFF switch
- Dimensions: 5 1/8" diameter

(6-24137) \$69.99

As Mr. Spiff tips his hat...



Puddles waits...



Then takes advantage of the distraction!



"Playtime" Playground

On a warm summer day in the Miniature Railroad & Village, children spin around and around until they're dizzy and swing so their toes almost touch the clouds! Christopher doesn't have a seesaw partner but his dog is more than eager to jump on for the ride!

FEATURES:

- Seven simultaneous animations; four swings, two see-saws and one merry-go-round
- Twelve hand-painted figures
- Trash can conceals ON/OFF switch
- Dimensions: 6" x 8" x 3"

(6-24138) \$79.99



Detailed, hand-painted figures



Realistic, swinging action

**REALISTIC
SOUND**



Four hand-painted figures

Duck Shooting Gallery

Get your ducks in a row with this miniature animated amusement park booth. Watch the miniature marksmen actually knock down the targets! Hear the calls of the barker, the gunshots and "PING!" as the shot finds its mark. The replica is based on an authentic attraction from a western Pennsylvania amusement park, and fits perfectly with other Lionel carnival offerings.

FEATURES:

- Ducks and targets rotate on carousel, some fall as if they have been hit
- Sounds of barker, gunshots and "PING!" of falling ducks
- Interior lighting
- Includes four hand-painted figures
- Dimensions: 8 1/2" x 6 1/2" x 6"

(6-24139) \$149.99

As one balloon lifts off, the other drifts down



Hot Air Balloon Ride

Each afternoon many tiny passengers gather at the airfield to board the hot air balloon sunset tour of the Miniature Railroad & Village® river valley. As the colorful aerostat ascends above the valley before gliding over the river and out of sight, we can hear the call "Hey, I can see my house!" Imagine what the scene below would be as you glide over your own miniature world.

Mounted to two pulleys you install in your ceiling, these balloons rise and fall in unison over your layout. The main balloon is attached to a line from the launch base. Set the height you want the balloon to travel up to the first pulley. The second balloon is attached with extra fishing line to the distance you set it away from the first balloon and the line is threaded into the second pulley. The second balloon is weighted to keep the line taut. When one balloon goes up, the other goes down and you have an exciting use of space above your layout!

FEATURES:

- Balloons goes up and down via a pulley system
- Includes two balloons
- Fabric covering on the balloons
- Dimensions: Platform: 9 7/8" x 6 5/8" x 5 3/8"
Balloon: 5 3/4" x 9 7/8" tall

(6-24177) \$129.99

Concept model shown





One of the four
Carnegie Museums
of Pittsburgh

SCRUBBING ACTION



Rub-a-Dub-Dub

Life was rough in a company town, especially when your wife will not let you into "her" clean house until you scrub off all of the dirt and grime collected during a hard day's work in the mine. In the days before indoor plumbing, the washtub was one way to get a bath, and if you were very polite, you might be lucky enough to get some hot water added to the tub!

FEATURES:

- Figure swings back and forth
- Realistic foliage
- Dimensions: 6" x 8 1/2" tall

(6-24160) \$69.99

Tire Swing

Remember whiling away the hours on a warm summer day, kicking your feet up into the clouds on your favorite tire swing? You're awaiting your next big adventure—or mom to call you in to dinner, which ever comes first!

FEATURES:

- Figure swings back and forth
- Realistic foliage
- Dimensions: 6" x 8 1/2" tall

(6-24168) \$69.99

TIRE SWINGS BACK AND FORTH



NEW!

NEW!

REAL BELL SOUND



Test O' Strength

Step right up and test your strength! Watch as the figure swings the hammer, launching the weight towards the top of the tower. Listen for the weight to hit the bell.

FEATURES:

- Animated figure strikes the board
- Chasing carnival lights
- Three stationary figures
- Bell sound
- Dimensions: 6" x 6 1/4" tall

(6-24161) \$69.99



NEW!

NEW!

CHOO CHOO BARN
Traintown, U.S.A.



Balancing Man

Perched at the top of a wobbling ladder, this acrobat seems to push his luck. Will he fall? Watch and see!

FEATURES:

- Ladder sways back and forth
- Ticket booth and figure
- Dimensions: 6" x 13 3/4" tall

(6-24172) \$69.99

NEW!



For more information, visit the Choo Choo Barn online at www.choochoobarn.com, or call 800-450-2920. Open seven days a week from April - December, the Choo Choo Barn is located along Route 741, just east of Strasburg, Lancaster County, Pennsylvania. Don't forget your camera!



The Scrambler

Get ready for a wild ride! The Scrambler is designed to make people dizzy with its rotating center column and spinning clusters of seats.

FEATURES:

- Center column rotates while the seat clusters spin
- Carnival sounds
- Lighted center column
- Colored lights on the support arms
- 24 hand-painted figures
- Dimensions: 15 7/8" x 10 1/4"

(6-24179) \$199.99



Highly detailed cars and riders

Concept model shown

Walking downtown along Main Street, you can't help but feel like you have found the perfect place. A place where friendly neighbors always wave "hello" and shopkeepers ask how the kids are doing. Where is this idyllic place, you ask? Lionelville, of course!

Nestled in the Caruso Valley where the River Joshua meets the J.L. Cowen Seaway, Lionelville is a fun town with fun people. There's Harry and Leo over at Harry's Barber Shop on Manhattan Avenue ready to spiff you up with a nice, new haircut while they wax eloquent on all the day's gossip. There's Sam who runs the famous Lionelville Bandshell, always ready with a smile, and always filled with surprises on the next great group he has booked. There's Barb and Jim taking a leisurely stroll through Memorial Park watching the world go by, and admiring the beautiful simplicity of their town. It's these people, and many more, who make up the little town of Lionelville.

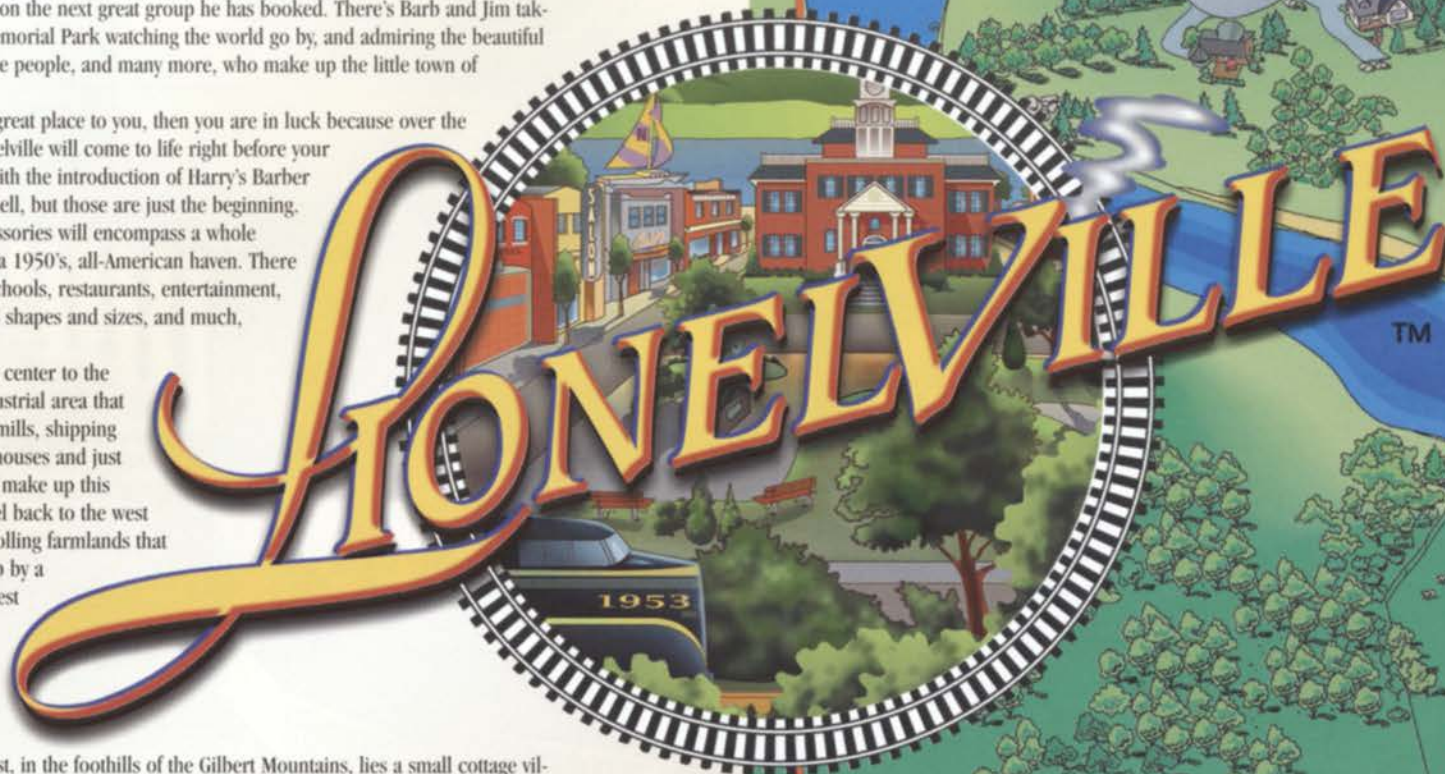
If Lionelville sounds like a great place to you, then you are in luck because over the course of the next decade, Lionelville will come to life right before your eyes. It's already taking shape with the introduction of Harry's Barber Shop and the Lionelville Bandshell, but those are just the beginning. The new Lionelville line of accessories will encompass a whole downtown, created to replicate a 1950's, all-American haven. There will be shops, civic buildings, schools, restaurants, entertainment, recreation, homes, people of all shapes and sizes, and much, much more.

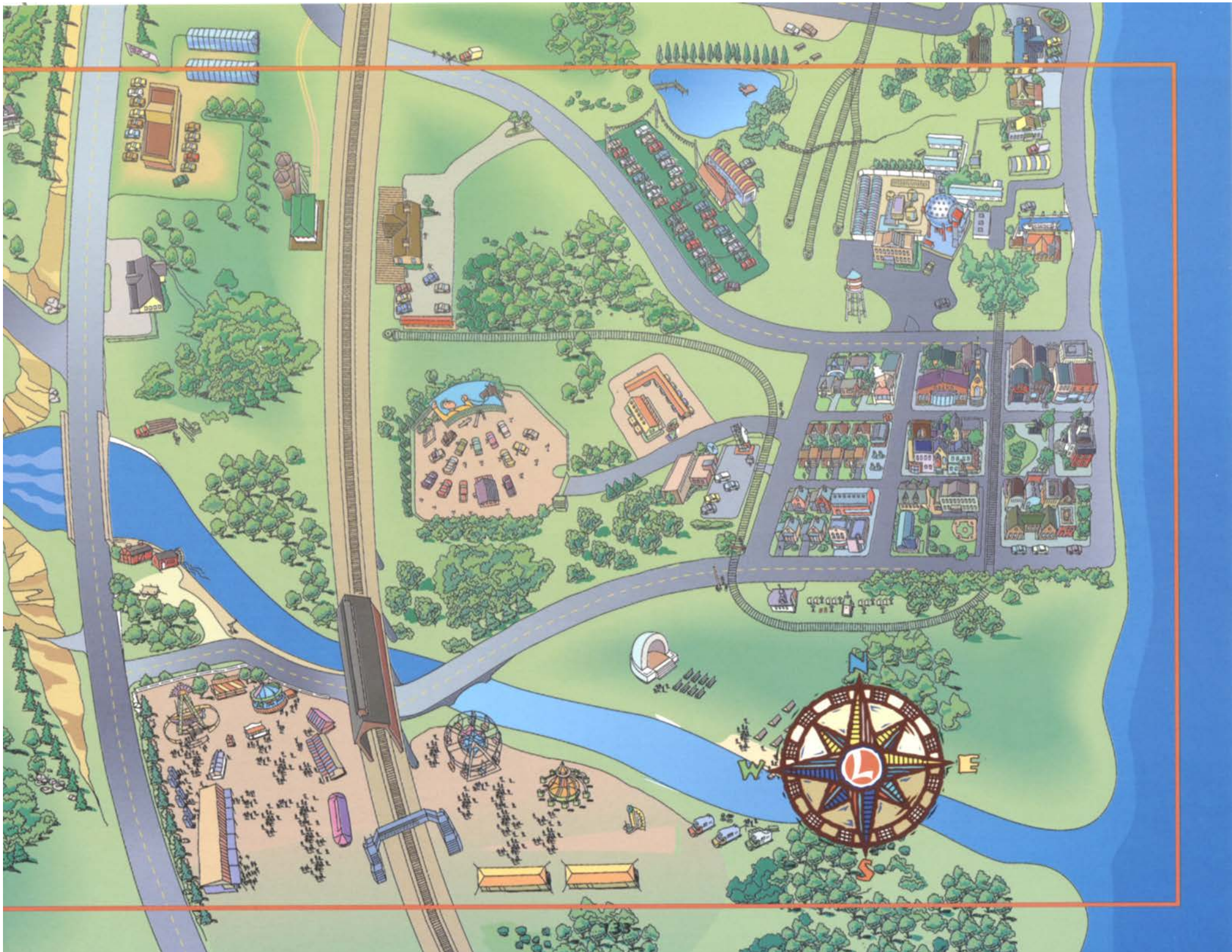
In fact, as you leave the city center to the north, you come across the industrial area that drives the local economy. Steel mills, shipping facilities, coaling stations, warehouses and just about anything you can think of make up this thriving economic district. Travel back to the west and you encounter the gentle, rolling farmlands that provide the town with food. Stop by a farmer's market to get the freshest fruits and vegetables in the county. Be mesmerized by the beautiful barns and farmhouses with their impressive grain silos and work equipment.

Beyond the farms to the west, in the foothills of the Gilbert Mountains, lies a small cottage village where Lionelville's residents come to get away from it all. Waking up on a cold winter morning, they can open the cottage door to view their pristine village laid out before them, shining like a diamond in the valley below, while children skate on the frozen Joshua River, anticipating the arrival of good ol' St. Nick. In warmer times, you will find these same families traveling south of the village to the Lionelville State Park to camp, fish or swim. Or maybe they are over taking in a day of fun and festivity at the Lionelville Amusement Park, and capping off the evening watching a new release at the popular Lionelville Drive-in.

There are lots of places to go, and lots of stories to tell in the town known as Lionelville. And the best part is you will be able to build it on your very own layout. Lionelville will consist of buildings and accessories for every budget. From nicely detailed buildings with interior lights, to highly detailed offerings with full interiors and animations, you will be able to construct Lionelville in your own image, to fit your own budget.

Lionelville – founded in 1900, and thriving in the 1950's, is yours to build, starting now.







Affordable housing helps any town grow. These new Lionelville Houses include interior lighting and are built for maximum flexibility on any layout.



Bungalow

• Dimensions: 7" x 6 1/2" x 5"
(6-34121) \$24.99



Large Suburban House I

• Dimensions: 12 1/4" x 8" x 5 3/4"
(6-34109) \$34.99



Large Suburban House II

• Dimensions: 15 1/2" x 8" x 5 1/4"
(6-34113) \$34.99



NEW!



Bungalow with Garage

• Dimensions: 10" x 6 1/2" x 5"

(6-34122) \$29.99

NEW!



Bungalow with Addition

• Dimensions: 10" x 6 1/2" x 5"

(6-34123) \$29.99



Suburban House

• Dimensions: 8" x 8" x 5 3/4"

(6-34108) \$29.99



Deluxe Fieldstone House

• Dimensions:
12 1/4" x 8" x 5 3/4"

(6-34111) \$35.99



Fieldstone House

• Dimensions: 8" x 8" x 5 3/4"

(6-34112) \$34.99



Estate House

• Dimensions: 15 1/2" x 8" x 5 3/4"

(6-34110) \$39.99



Lionelville Main Street Buildings

Downtown Lionelville is booming! Situated on sidewalk of a consistent color and height, each building features a lighted interior and unique signage.

PHARMACY

• Dimensions: 9 1/4" x 6" x 3 1/2"

(6-34128) \$24.99



MARKET

• Dimensions: 9 1/4" x 6" x 6"

(6-34126) \$39.99



KIDDIE CITY TOY STORE

• Dimensions: 9 1/4" x 6" x 6"

(6-34129) \$39.99



O'GRADY'S TAVERN

• Dimensions:
9 1/4" x 6" x 8 1/2"

(6-34127) \$49.99




ANASTASIA'S BAKERY
 • Dimensions: 9 1/4" x 6" x 6"
 (6-34124) \$39.99




COTTON'S CANDY
 • Dimensions: 9 1/4" x 6" x 6"
 (6-34125) \$39.99



JIM'S 5¢ AND 10¢
 • Dimensions: 9 1/4" x 6" x 8 1/2"
 (6-34130) \$49.99



AL'S HARDWARE
 • Dimensions: 9 1/4" x 6 3/4" x 8 1/2"
 (6-34131) \$59.99





Lionelville People Packs

Now you can populate your favorite Lionel operating accessories with Lionelville People Packs. The detailed, hand-painted figures are made of tough pewter, standing on sturdy bases.

FEATURES:

- Hand-painted pewter
- Average height: 1 1/4"



(6-24191) Park People Pack \$19.99



(6-24194) Civil Servants People Pack \$19.99



(6-24196) Farm People Pack \$19.99



(6-24193) Railroad Yard People Pack \$19.99



(6-24197) City Accessory Pack \$19.99



(6-24192) Park Benches People Pack \$19.99



(6-24122) Lionelville People Pack \$19.99



(6-24123) Passenger Station People Pack \$19.99



(6-24124) Carnival People Pack \$19.99


Harry's Barber Shop

From the checkerboard tiled floor to the ceiling fans and pressed tin ceiling, Harry puts a lot of time and effort into making his shop the best in the county. Always busy, Harry and Leo, his young protégé working the second chair, know all of the popular styles from the flat top to the Ivy League. They've already got customers waiting patiently, including an anxious little whippersnapper, while they finish up a couple of the local gentry. They work fast, too. Watch them as they move back and forth putting the finishing snips on a great haircut. Outside, the glow of the spinning barber pole puts a smile on the face of every passerby in downtown Lionelville.

FEATURES:

- Detailed interior with animated barbers, overhead lighting, sinks and wall mirror
- Lighted, operating barber pole
- Premium decoration on inside and outside
- Convenient size makes it simple to fit on any layout
- Sidewalk base is removable for layouts with existing roads and sidewalks
- Seven detailed figures (two animated barbers, two customers in chair, three customers waiting)
- Removable roof with skylight, ceiling fans and pressed tin styled ceiling
- Gutter, downspout and door details on back side of building
- Dimensions: 7" x 7 3/4" x 5 1/2" (on removable base)
5" x 6 1/4" x 5 1/2" (with base removed)

(6-14168) \$149.99



Removable roof reveals detailed interior

Lionelville Street Lamps

The Lionelville Street Lamps are the perfect way to illuminate the quaint streets on your layout. These lamps feature removable bases that can press into holes in your layout for a realistic appearance.

FEATURES:

- Set of four lampposts
- Metal posts
- Removable bases for realistic mounting on your layout
- Dimensions: 1/2" x 1/2" x 3 1/2"

(6-24156) \$19.99

NEW!





Lionelville Ford® Auto Dealership

New to the Lionelville series, this detailed operating accessory celebrates the golden age of the American automobile. Plenty of action is packed into the 16" x 11 1/2" footprint. Based on the classic auto dealerships of the 1950s, this Lionelville addition includes two rotating displays and nostalgic neon lighting effects.

FEATURES:

- Two rotating platforms
- Three authentic die-cast metal Ford automobiles
- Authentically detailed interior
- Interior and exterior lighting including neon light
- Twelve hand-painted figures
- Removable roof
- Dimensions: Approx. 16" x 11 1/2" x 6 3/4"

(6-24113) \$399.99



Removable roof reveals detailed interior





MAINLINE TRACKSIDE ACCESSORIES


Mainline Die-Cast Metal Accessories

With tough die-cast metal construction, these accessories all feature prototypical styling and function. Mainline Die-Cast Metal Accessories are easy to set up, and the perfect way to add some realistic action to any layout.



Die-cast Metal Girder Bridge

- Dimensions: 10" length
- (6-14137) Generic Black \$24.99



1531R Controller

- Infrared sensors detect passing trains and activate connected accessories
 - Time delay adjustment knob (from 0 to 5 seconds)
 - Dimensions: 5" x 4 1/2" x 3 1/2"
- (6-14111) \$29.99



Mainline Gooseneck Lamps

- Brilliant illumination
 - Turn-of-the-century styling
 - Set of 2
 - Dimensions: 7"
- (6-14119) \$29.99


Old Style Clock Tower

- Working clock with replaceable battery included
 - Turn-of-the-century styling
 - Dimensions: 4"
- (6-14147) \$39.99

NEW!

Mainline Color Position Signal

- Lights change from green to red to yellow when triggered by the train
 - Yellow signal with adjustable duration
 - 153C Contactor included
 - Dimensions: 6 3/4" x 1 3/4" x 11/16"
- (6-24101) \$59.99



Mainline Cantilever Signal

- Lights change from green to red when trains pass through its block
 - 153C Contactor included
 - Dimensions: 7" x 2" x 6"
- (6-22931) \$59.99

Mainline Automatic Operating Semaphore

- Blade activates and remains in position when trains enter its block
 - Illuminated marker jewels
 - 153C Contactor included
 - Dimensions: 9 1/8" x 1 3/4" x 1"
- (6-22944) \$49.99

Mainline Block Target Signal

- Lights change from green to red when trains move through its block
 - Lights automatically reset to green when block clears
 - 153C Contactor included
 - Dimensions: 4 3/4" x 1 3/4" x 1"
- (6-14099) \$49.99

Mainline Dwarf Signal

- Lights change from green to red when trains move through its block
 - Lights automatically reset to green when block clears
 - 153C Contactor included
 - Dimensions: 3/4" x 3/4" x 1 3/4"
- (6-14151) \$39.99

Mainline Walkout Cantilever Signal

- Overhead flasher
 - Lighted signal
 - Signals activate as train passes by
 - 153C Contactor included
 - Also works with insulated track section (sold separately)
 - Dimensions: 5 3/4" x 2" x 6 3/4"
- (6-22934) \$59.99

Mainline Auto Crossing Gates

- Red flashing signal
 - Gate drops when train passes by
 - Set of 2
 - 153C Contactor included
 - Also works with insulated track section (sold separately)
 - Dimensions: 4" x 1" x 4 1/2"
- (6-14098) \$79.99

TRADITIONAL TRACKSIDE ACCESSORIES

Crossing Gates, Signals and Bridges

There is no better way to add fun and excitement to your layout than with realistic Lionel railroad accessories. From signals to trestles, and bridges to tunnels, there is something for everyone. Run your favorite Lionel locomotives in style with these fun, sturdy accessories.



#148 Dwarf Signal

- Lights change from green to red when train occupies its block
- Automatically resets to green when train clears its block
- 153C Contactor included
- Dimensions: 1 3/4" x 1 3/4" x 2"

(6-12883) \$19.99



Single Signal Bridge

- Lights change from green to red to warn approaching trains of occupied blocks ahead
- 153C Contactor included
- Dimensions: 3 1/4" x 4 1/2" x 7 3/4"

(6-14093) \$49.99



Double Signal Bridge

- Spans two tracks
- Lights change from green to red to warn approaching trains of occupied blocks ahead
- 153C Contactor included
- Dimensions: 3 1/4" x 10 1/4" x 7 3/4"

(6-14094) \$59.99



Auto Crossing Gate

- Gate drops when train passes by
- 153C Contactor included
- Also works with insulated track section (sold separately)
- Dimensions: 9 1/2" gate length

(6-12714) \$34.99

Auto Crossing Gate and Signal

- Gate drops and lights illuminate when train passes by
- 153C Contactor included
- Also works with insulated track section (sold separately)
- Dimensions: 7 3/4" x 8 3/4" x 9 1/2"

(6-62162) \$49.99



Scale-sized Banjo Signal

- Passing trains activate "banjo" mechanism
- Also works with insulated track section (sold separately)
- 153C contactor included
- Dimensions: Approx. 1 1/2" x 1" x 4"

(6-14149) \$39.99

#154 Railroad Crossing Flasher

- Red lights flash when train passes by
- 153C Contactor included
- Also works with insulated track section (sold separately)
- Dimensions: 9" height

(6-12888) \$39.99

Banjo Signal

- Passing trains activate "banjo" mechanism
- Also works with insulated track section (sold separately)
- 153C Contactor included
- Dimensions: 7 3/4" height

(6-14090) \$44.99

LIGHTED
INTERIOR



Covered Bridge

A common sight on rural mainlines, covered bridges often took their share of wear and tear from the elements. Approximately two feet in length, the Lionel Covered Bridge is designed to accommodate O-27 gauge, O gauge, and FasTrack track sections.

FEATURES:

- Metal base
- Lighted interior
- Dimensions: 24 1/16" x 7 3/4" x 8"

(6-24117) \$49.99

Tunnel Portals

- Portals with raised Lionel lettering
- Classic Postwar styling
- Set of 2
- Dimensions: 7" x 8 1/2"

(6-12896) \$9.99



Truss Bridge with Flasher and Piers

- Metal base
- Flashing top-mounted beacon
- Rock piers included
- Dimensions: 26 1/8" x 7 1/2" x 12 1/2"

(6-12772) \$44.99

TRADITIONAL TRACKSIDE ACCESSORIES

Lighting & Layout Supplies

Brighten up your layout with an exciting array of Lionel lights and beacons. Whether you are recreating downtown Lionelville, or your very own train yard, Lionel has lights for all of your needs.



Rotary Aircraft Beacon

- Metal construction
- Vibrotor motor rotates beacon light
- Red and green lighting
- Dimensions: 5" x 5" x 12"

(6-14097) \$49.99



Floodlight Tower

- Illumination from eight elevated bulbs
- New tilting head
- Dimensions: 12" height

(6-14092) \$34.99



#65 Yard Lights

- Illumination from two elevated bulbs
- Set of three
- Dimensions: 6 1/4" height

(6-12927) \$14.99



#70 Yard Lights

- Die-cast metal light housing
- Metal center post
- Set of three
- Dimensions: 4 1/2" height

(6-14071) \$29.99



#72 Highway Lights

- Brilliant illumination
- Set of four
- Dimensions: 6"

(6-12804) \$14.99



Railroad Signs

- Set of 14 assorted signs

(6-62180) \$5.99



Construction Zone Signs

- Realistic, printed construction graphics
- Set of six
- Dimensions: 2 1/4" height

(6-32902) \$6.99



Highway Barrels

- Painted orange with silver reflective tape
- Set of six
- Dimensions: 1" height

(6-32922) \$6.99



Barrel Pack

- Real wood construction
- Set of six
- Dimensions: 1 1/8" height


(6-12745) \$4.99



Double Floodlight Tower

- Illumination from 16 elevated bulbs
- Tilting head
- Dimensions: 15" height

{6-24103} \$49.99



Telephone Poles

- Set of ten
- Dimensions: 7" height

{6-62181} \$5.99

NEW!



Classic Billboard Set

- Easy assembly
- Five different railroad billboard inserts
- Set of three billboard stands
- Dimensions: 5 3/4" x 7/8" x 3 1/4"

{6-24187} \$7.99

NEW!



Blinking Light Billboard

- Light blinks on and off
- Railroad billboard art
- Dimensions: 5 3/4" x 7/8" x 4 1/2"

{6-24155} \$19.99



Vehicle Grade Crossings

- Track fits in molded grooves
- Set of two
- Dimensions: 3 1/4" x 7"

{6-12839} \$4.99



Railroad Bumpers

- Easily snaps into place between outside rails of O and O-27 track
- Set of three
- Dimensions: 3" x 1 1/2" x 1 1/2"

{6-12717} \$4.99



Die-cast Metal Bumpers

- Die-cast metal construction
- Illuminated red lights
- Easily snaps into place between outside rails of O and O-27 track
- Set of two
- Dimensions: 3" x 1 7/8" x 2"

{6-62283} \$19.99



#260 Illuminated Bumpers

- Easily snaps between outside rails of O and O-27 track
- Illuminated red lights
- Set of two
- Dimensions: 3" x 1 1/2" x 1 1/2"

{6-12715} \$8.99



Coal Bag

- Safe, simulated coal
- Perfect addition as loads for hoppers, gondolas and coal dump cars
- Approx. 4 oz.

{6-12732} \$3.99



Coal Tipple Coal Pack

- Made specifically for use with the Lionel Coal Tipple, this coal pack features large simulated coal with enough to fill an entire Lionel Bathtub Gondola! Perfect for any coaling operation, this coal is required for use with the Lionel Coal Tipple accessory.
- Approx. 24 oz.

{6-24148} \$9.99

The World of TMCC

Welcome to the wonderful world of Lionel TrainMaster Command Control where you take charge of your layout like never before. From the simple-to-use, hand-held CAB-1 Remote Controller, you can run your trains, throw switches, and operate accessories at the touch of a button. TrainMaster Command Control (TMCC) gives you the freedom and control to walk around and explore your layout in ways that stationary transformers cannot. What's more, TMCC gives you all the extra benefits of the legendary Lionel RailSounds sound system, like synchronized chuff sounds on steam locomotives and realistic shut-down sounds on diesels.

You may have already heard about the TMCC system and worried that it would be too difficult to set up and operate. We understand. You just want to enjoy your trains. Our engineers feel the same way, so they made TMCC very simple to use. You only need to connect one extra wire to your track. That's it. That wire goes to a box called the Command Base. The Command Base plugs into a wall outlet. Now you are ready to take a CAB-1 controller and start playing. If you can do that, you have set up all the components you will ever need to run an engine equipped with the TrainMaster Command Control system. It is truly that simple.

Of course, there is a lot more that you can do with the TMCC system once you get comfortable with it. Take a look at the TrainMaster World illustration on this page to see all of the wonderful things you can do with the full array of TMCC products available. Each TMCC accessory is fun and easy to install. All of the individual products that make up the TrainMaster line are shown on pages 150 to 153. When you are ready, they'll be there waiting for you. In the meantime, take control of your layout with TrainMaster Command Control and take your railroad into the 21st Century!



TRAINmaster
C · O · M · M · A · N · D



Create multiple unit lash-ups!

Just like the real railroads, you can operate multiple Command-equipped locomotives in a "lash-up." This advanced operation is easily accomplished using your CAB-1 (6-12868) and Command Base (6-12911).



Run any O gauge locomotive!

Operate any AC-powered O gauge locomotive ever produced! Lionel locomotives from the Postwar period, modern train set locomotives, locomotives from any manufacturer—they are all under your control with the CAB-1 (6-12868) and a 135 PowerMaster (6-12867) or a Track Power Controller (6-14179 or 6-14189)!



Operate motorized accessories with prototypical speed and direction!

Operate any motorized accessory with prototypical direction and speed control! With the Accessory Motor Controller (6-14183), your accessories will mimic every command from your CAB-1 (6-12868).



Throw switches and activate accessories at the press of a button!

Switches, routes, and accessories are at your command! You're in control from anywhere around your layout. Check out the Accessory Switch Controller (6-14182) or the SC-2 Switch and Accessory Controller (6-22980).



Activate your Remote-Control Track sections!

Uncouple your rolling stock and operate the power rails on your Remote-Control Track sections using your CAB-1. The Operating Track Controller (6-14185) provides remote control operation of these track sections.



Release your locomotive's ElectroCouplers!

Release your Command-equipped locomotive's ElectroCouplers as you switch your cars on a siding. No Remote-Control Track sections are needed.




Direct track power from several sources to control your conventional locomotives!

Control multiple conventional locomotives. Use the Block Power Controller (6-14184) to channel power from your power supplies to the appropriate section of track.



Unlock the extra features of your locomotive!

Access the extra features of your Command-equipped locomotives. CrewTalk communication, TowerCom announcements, and other special sounds are activated with the CAB-1.



Fine-tune the accessory voltage!

Brighten or dim your lamps for dramatic effects or fine-tune the speed of your accessory's motors. The Accessory Voltage Controller (6-14186) allows you to make these adjustments with your CAB-1.

TRAINMASTER COMMAND CONTROL

TRAINMASTER SYSTEM COMPONENTS

Now that you are ready to begin your venture into the world of TMCC, use this guide to help you determine what components you'll need to get started.

TO ENTER THE WORLD OF TMCC, BEGIN WITH THE BASIC BUILDING BLOCKS



TMCC CAB-1 Remote Controller

This wireless, walk-around remote controller gives you complete command at your fingertips. Operate your trains, throw switches, fire up accessories all at the touch of a button.

(6-12868) \$64.99



TMCC Command Base

The TMCC Command Base receives digital signals from your CAB-1 Remote Controller and relays the commands across your layout. Only one is required for each layout – no matter how big or how many power blocks you have.

(6-12911) \$64.99

DIRECT TRACK POWER FROM SEVERAL SOURCES TO CONTROL YOUR CONVENTIONAL LOCOMOTIVES!



TMCC Block Power Controller (BPC)

Manage the power in your blocks from the CAB-1 Remote Controller. The BPC:

- Routes power from any TMCC TPC to any block of track
- Eliminates the need for multiple PowerMasters or TPCs on each block of track
- Enhances conventional operation by connecting multiple blocks to one TPC allowing for travel across blocks without regard matching the voltage between them
- Is programmable to channel power from four TPCs to two blocks OR from two TPCs to four blocks

(6-14184) \$79.99

THROW SWITCHES AND ACTIVATE ACCESSORIES AT THE PRESS OF A BUTTON!



GOOD

TMCC Accessory Switch Controller (ASC)

To operate switches or activate accessories from the CAB-1 Remote, the ASC features:

- Programmable to control up to eight accessories OR four switches
- Control up to 10 programmed routes in switch mode
- Toggles accessories ON and OFF
- Controls switches from a several manufacturers
- Connects to the TMCC Command Base

(6-14182) \$79.99



BETTER

TMCC SC-2 Switch Controller

For more flexibility in controlling switches and accessories, the SC-2 is the perfect choice. It features:

- Programmable to control four switches AND four accessories together OR six switches OR 12 accessories
- Control up to 9 programmed routes
- Toggles accessories ON and OFF
- Controls switches from several manufacturers
- Power supply included
- Communicates with the TMCC Command Base without the need for wires

(6-22980) \$89.99

OPERATE MOTORIZED ACCESSORIES WITH PROTOTYPICAL SPEED AND DIRECTION!



TMCC Accessory Motor Controller (AMC)

The AMC gives you control over your accessories like never before. When used in conjunction with lights, the AMC allows you to control bulb brightness from the CAB-1 Remote. When used in conjunction with your accessory's motors, the AMC gives you control over operation; spinning the cab on a gantry crane with the red knob, or raising and lowering the boom with the CAB-1 buttons, for instance. The AMC features:

- Precise motor and/or light control
- Operation of accessory speed, direction or function from the CAB-1
- Two modes allow you to take fine control of accessory motor functions (e.g. gantry crane cab rotates as you rotate CAB-1 knob in whichever direction you are turning) OR accessory operates in its normal way as long as you give it the command to operate
- Programmable accessory motor speed or light intensity
- Operates up to four motors or up to four lights

(6-14183) \$89.99

SEE THE
ARC/AMC
EQUIPPED
ACCESSORIES
ON PG 122

**RUN ANY
O GAUGE
LOCOMOTIVE
EVER MADE!**



TMCC 135/180 PowerMaster

Interested in running non-TMCC locomotives remotely? The TMCC PowerMaster can:

- Control non-TMCC locomotives from the CAB-1 Remote Controller
- Vary track voltage
- Change locomotive direction, vary speed, operate whistle and bell
- Regulates up to 135 watts of power or 180 watts of power – customer selectable

(6-24130) \$89.99

Power supply not included

GOOD



TMCC Track Power Controller (TPC) 300

The TPC 300 combines the features of the 135/180 PowerMaster plus:

- Operates M.T.H.® Proto-Sound® 2.0 locomotives in conventional mode
- Improved operation at low speeds
- Regulates up to 300 watts of power

(6-14189) \$129.99

Power supply not included

BETTER



TMCC Track Power Controller (TPC) 400

The TPC 400 combines the features of the TPC 300 plus:

- Regulates up to 400 watts of power

(6-14179) \$179.99

Power supply not included

BEST



**ACTIVATE
YOUR
REMOTE-
CONTROL
TRACK
SECTIONS!**



TMCC Operating Track Controller (OTC)

Want to remove all of the hard-wired Operating Track activation buttons on your layout? The OTC:

- Operates Remote-Control and Uncoupling Track sections from the CAB-1 Remote Controller
- Uncouples, unloads or activates operating rolling stock from the touch of a button on the CAB-1 Remote
- Is programmable to operate two Remote-Control Track sections OR four Uncoupling Track sections

(6-14185) \$69.99

**MAKE RECORDINGS
OF YOUR FAVORITE
LAYOUT SCENARIOS
AND PLAY THEM
OVER AGAIN AND
AGAIN!**



TMCC Action Recorder Controller (ARC)

Make recordings of your favorite layout scenarios, and watch your trains and accessories magically retrace your steps at the touch of a button! The ARC features:

- Record layout scenarios using your trains and accessories, and play them back with the touch of a button on the CAB-1 Remote
- Make and save up to eight recordings

(6-14181) \$89.99

**FINE-TUNE
THE
ACCESSORY
VOLTAGE!**



TMCC Accessory Voltage Controller (AVC)

Extend the life of your favorite accessories by fine-tuning the voltage they receive. From the CAB-1 Remote, you can set the voltage your hooked-in accessories receive from their power source. The AVC features:

- Remote-control voltage setting
- Infinite programmable voltage range

(6-14186) \$129.99

**SEE THE
ARC/AMC
EQUIPPED
ACCESSORIES
ON PG 122**

TRAINmaster
C.O.M.M.A.N.D.

**GREAT
VALUE!**

TrainMaster Command Set

Here is everything you need to get started with TrainMaster Command Control. The CAB-1 Remote Controller (6-12868) allows you to walk around your layout while controlling all of your TrainMaster Command Control equipped locomotives and accessories. The TMCC Command Base (6-12911) receives the signals from the CAB-1 and sends your commands across your layout. Only one Command Base is needed per layout, regardless of the number of track power blocks you are controlling. It is the perfect way to start enjoying the benefits of the revolutionary Lionel TrainMaster Command Control system. *(Power supply not included.)*

(6-12969) \$129.99

TO RUN NON-COMMAND LOCOMOTIVES REMOTELY, ADD A TMCC POWERMASTER, TPC 300, OR TPC 400.



TMCC BUYER'S GUIDE

OPERATING CONVENTIONAL LOCOMOTIVES ONLY

Operating conventional locomotives from your CAB-1 Remote Controller is very simple. Forget about rewiring your trains or spending the day making track connections—installing TrainMaster Command Control is much easier than that!

WHAT YOU NEED

You need these basic components, available from your Authorized Lionel Dealer:

- Choose **one**: PowerHouse Power Supply (6-22983) **OR** another 18-volt transformer with a Power Adapter Cable (6-12893)
- Choose **one**: PowerMaster (6-12867), TMCC Track Power Controller 300 (6-14189), **OR** TMCC Track Power Controller 400 (6-14179)
- TMCC Command Base (for use with the TPC's, 6-12911)
- CAB-1 Remote Controller (6-12868)

OPERATING BOTH CONVENTIONAL AND COMMAND-EQUIPPED LOCOMOTIVES

Want to operate both conventional and Command-equipped locomotives? No problem! While they can't share the same block of track at the same time, both types of locomotives can operate on your layout.

WHAT YOU NEED

- Choose **one**: PowerHouse Power Supply (6-22983) **OR** another 18-volt transformer with a Power Adapter Cable (6-12893)
- Choose **one**: PowerMaster (6-12867), TMCC Track Power Controller 300 (6-14189), **OR** TMCC Track Power Controller 400 (6-14179)
- TMCC Command Base (6-12911)
- CAB-1 Remote Controller (6-12868)

OPERATING ONLY TRAINMASTER COMMAND CONTROL-EQUIPPED LOCOMOTIVES

Operating only Command-equipped locomotives is very simple. With a Command Base and a standard transformer or a PowerHouse Power Supply, you are ready to take control!

WHAT YOU NEED

Choose **one**: PowerHouse Power Supply (6-22983) and a TMCC Direct Lockon (6-34120) **OR** an 18-volt power supply (we recommend the famous Lionel ZW transformer controller)

- TMCC Command Base (6-12911)
- CAB-1 Remote Controller (6-12868)

CONTROLLING THE ENTIRE LAYOUT—SWITCHES, ACCESSORIES, AND ROUTES—FROM THE CAB-1 REMOTE

- SC-2 Switch and Accessory Controller (6-22980)
Controls up to twelve accessories or six switches with nine routes.
- Accessory Switch Controller (6-14182)
Controls up to eight accessories or four switches with ten routes.
- Operating Track Controller (6-14185)
Eliminates the individual Remote-Control Track controllers and control buttons.
- Block Power Controller (6-14184)
Acts like a rotary switch to allow you to route power from any PowerMaster or Track Power Controller to your blocks of track.



Power Adapter Cable

The Power Adapter Cable connects your transformer to the PowerMaster for operating TMCC and non-TMCC equipped locomotives.

(6-12893) \$7.99



Command Base Cable

The Command Base Cable connects a TMCC controller to the TrainMaster Command Base.

(6-14191) 6 ft. \$9.49

(6-14195) 20 ft. \$11.99



TMCC Direct Lockon

Connect your PowerHouse Power Supply directly to the track with the TMCC Direct Lockon. Featuring a selectable current setting (for the 135-Watt or 180-Watt PowerHouses), the Direct Lockon eliminates the need for a PowerMaster if you run only TMCC-equipped locomotives. For added safety, the Direct Lockon provides over-current protection and an automatic reset. It is compatible with both Lionel FasTrack and O/O27 track systems. Includes power wire with FasTrack connectors and one standard Lionel Lockon.

(6-34120) \$39.99



3-Wire Command Base Cable

The 3-Wire Command Base Cable connects the TMCC ARC to the TrainMaster Command Base.

(6-14192) \$10.49

**USE COMMAND BASE CABLE
6-14191 OR 6-14195 FOR LAYOUTS
THAT DO NOT INCLUDE A TMCC ARC.**



Controller to Controller Cable

The Controller to Controller Cable connects the TMCC controllers together.

(6-14193) 1 ft. \$3.49

(6-14196) 6 ft. \$5.99

(6-14197) 20 ft. \$8.99



How-To Video

Learn everything you need to know about setting up a TrainMaster Command Control system that fits your needs and budget with this easy-to-follow video. Using the core TMCC components and adding our new products, we'll show how to make the most out of your Lionel train experience.


(6-14187) \$14.99




TMCC TPC Cable Set

The TMCC TPC Cable Set connects parallel PowerHouse transformers to the TPC 300/400. The set also includes adapter plugs to wire your transformer to the TPC 300/400.

(6-14194) \$11.99



TRAINmaster
C · O · M · M · A · N · D



ZW and PowerHouse Power Supply Set

There's only one ZW. No single product has come to symbolize the legend of Lionel more than the Lionel ZW. Molded to original dimensions in classic phenolic resin, the ZW can run up to four trains at the same time on different layouts, plus accessories. The two engineer-type handles provide independent control of two variable voltage circuits, each with built-in whistle, direction, and bell controls. Two additional accessory circuits can be set by means of dial-type controls to any desired voltage. Or if you prefer, you can control all four outputs with a single handle!

The ZW controller can be powered by any combination of one to four 135-Watt or 180-Watt Lionel PowerHouse Power Supplies. And if you use the TrainMaster Command Control system, you can adjust each output using your walk-around remote control up to the level pre-set by its corresponding ZW handle. (It's a great way to help less-experienced railroaders keep your trains under control while enjoying the thrill of independent remote-controlled operation.)

Offered with two 180-Watt PowerHouse power supplies, this ZW package provides the power and control you dream of for your vintage or state-of-the-art Lionel locomotives and accessories.

(6-32930) \$399.99





180-Watt PowerHouse Power Supply

Power your railroad empire with an advanced 180-Watt PowerHouse Power Supply. UL® - listed for safe operation, this mighty power supply is perfect for your TMCC Track Power Controller or Direct Lockon.

(6-22983) \$89.99



40 Watt Power and Control System

- Standard power and control system
- Includes one controller and one power supply
- 40 watt variable AC output

(6-12885) \$49.99



PERFECT FOR ACCESSORIES

36-Watt Accessory Transformer

Power your Lionel accessories with the 36-Watt Accessory Transformer. This affordable power supply features variable AC voltage so you can supply the right amount of power to your accessories.

(6-32923) \$29.99



ADJUSTABLE ACCESSORY OUTPUT

CW-80 80-Watt Transformer

Enjoy operating your favorite locomotives, train sets and accessories with the CW-80 80-Watt transformer. From the handsomely designed controller, reminiscent of the famous Lionel ZW, control speed and power by raising and lowering the engineer handle. Operate your favorite features with the bell, whistle/horn and direction buttons. On the rear of the unit, you will find a 0-18 volt variable AC output, as well as a variable, programmable AC output for accessory operation. Simply set the accessory voltage to your desired output, and your accessory operates at that output until you turn the unit off - even when you stop the train! Perfect for train sets and small- to medium-sized layouts, the CW-80 provides the power you need to enjoy all your Lionel favorites.

(6-14198) \$99.99

FasTrack

No other introduction in the last fifty years has had the impact as that of the FasTrack track system in January 2003. Offering innovation, variety, ease-of-use, and a fantastic prototypical look, FasTrack brings your Lionel layout to life like never before. Its flawless performance and almost endless flexibility make it appealing to both first-timers and seasoned pros alike.

Consider the advantages:

- Easy, snap-together locking mechanism for sure connections.
- Patented, center half-pin allows for track orientation in either direction without the need for moving pins from one end to the next.
- Two outer rails bonded together for optimal electrical continuity.
- Two terminals under each piece of straight and one terminal under each piece of curved track for transformer and/or accessory power connections – no Lockons required!
- Curves are O-36 to give locomotives a more realistic appearance around corners. The larger diameter also allows for the operation of larger locomotives than is possible on O-27 or O-31 track.
- Switches feature 100% non-derailing capability regardless of which direction they are thrown.

By the end of 2004, there will be more FasTrack pieces available – meaning greater choice for you to make the layout of your dreams – than in O-27 and O-31 combined! Most of these new pieces – notably, larger diameter, O-48, O-60 and O-72 curves, operating switches for O-36, O-60 and O-72, including the space-saving O-72 wye – are found on the following pages, and a few, like all-new graduated and elevated trestle sets with variable grade, grade crossings with operating flashers and bells, and new track packs will be introduced in our Classic II catalog this summer. That's not to mention the exciting items that are being worked on for delivery in 2005!

FasTrack is destined to become the track system for the next fifty years. Start the layout of your dreams today!

ACCESSORY HOOK-UPS AND OPERATION:


Hooking up accessories to FasTrack is simple. Under the roadbed of all straight and curved sections are electrical terminals. You can hook up to these terminals in several different ways.

First, if you already have wire for your accessories, or if you have accessories that are pre-wired, you can purchase 18 gauge quick connectors from your favorite electronics supply store. Make sure that your wires are stripped back approximately 1/4", then insert the wire into the quick connector, and crimp it into place for easy connections to the FasTrack terminals.

Second, if you are buying a new accessory and have no wires, you'll be able to purchase a ready-made accessory power hook-up wire from your dealer. This wire is shown on page 159.



Electrical terminals under FasTrack roadbed



18 gauge quick connector






Accessory wire with female quick connects attached to FasTrack electrical terminals

Triggering operation of accessories:

- Use a 153IR controller. The 153IR works exactly the same way it currently does for O-27 and O Gauge operation, with the power lockon connector removed. Follow the instructions to hook up the accessory to the 153IR, and power your accessory in one of the ways outlined in the section above.
- Use the FasTrack Accessory Activator pack. This separate sale SKU includes one insulated 10" straight track section and two 5" isolated track sections. Hook up your accessory to the terminals under the roadbed of the insulated section as outlined in the section above. The isolated sections each have a break in the center of one track rail. As a train passes over this break, its wheels complete the circuit and power is supplied to the entire length of track in between the breaks of the isolated sections – including the insulated section placed between them. To increase the length of time over which the accessory operates, simply add more insulated track sections in between the two isolated sections. This technique is the equivalent of using Lionel insulated track sections in O/O-27, and is used only with accessories that perform one function in an on/off manner (e.g. Crossing Gate, Auto Gateman, etc.).

FASTRACK TRACK PACKS



Included with train set
 Additional track required

Inner Passing Loop Add-on Track Pack

Layout dimensions: 39 1/2" x 70 1/2"
Additional track required:

DESCRIPTION	QTY.
O-36 Curve (6-12015)	2
RH Manual Switch w/Quarter Curve (6-12018)	1
LH Manual Switch w/Quarter Curve (6-12017)	1
(6-12028) \$69.99	

Outer Passing Loop Add-on Track Pack

Layout dimensions: 49 1/2" x 70 1/2"
Additional track required:

DESCRIPTION	QTY.
10" Straight (6-12014)	5
O-36 Curve (6-12015)	2
RH Manual Switch w/Quarter Curve (6-12018)	1
LH Manual Switch w/Quarter Curve (6-12017)	1
(6-12031) \$79.99	

Figure 8 Add-on Track Pack

Layout dimensions: 39 1/2" x 90 1/2"
Additional track required:

DESCRIPTION	QTY.
O-36 Curve (6-12015)	4
5" Straight (6-12024)	4
90 Degree Crossover (6-12019)	1
(6-12030) \$39.99	

FasTrack

Easily expand your railroad empire with new Lionel FasTrack. Each piece of FasTrack has a patented easy-to-use locking mechanism. No need to worry about loose connections, track alignment or electrical continuity – just snap the pieces together and go. Featuring engraved ballast and track ties, the realistically detailed base of each FasTrack piece provides extra stability on all sorts of surfaces, including the living room carpet.

As easy as FasTrack is to assemble, it can be quickly disassembled for storage. Sections fit together thousands of times without wearing out. Pick up a loop and hang it on a peg on the back of a door or in a closet when not in use. Of course, if you are building a permanent layout, the realistic look and exceptional performance of FasTrack will make you want to display it for all to see. Convenient screw holes in the track base allow for easy installation.

With an abundance of variety, the layout of your dreams is just a dealer visit away. And don't forget, this already impressive array of products will grow and grow with each new year giving you the ultimate flexibility.



Lionel FasTrack runs Circles Around the Competition

A generous 40" x 60" oval FasTrack with O-36 curves is included in every Lionel train set, dwarfing the competition's small circle layout.



STRAIGHT TRACK

STRAIGHT TRACK
Length: 10"
(6-12014) \$3.49

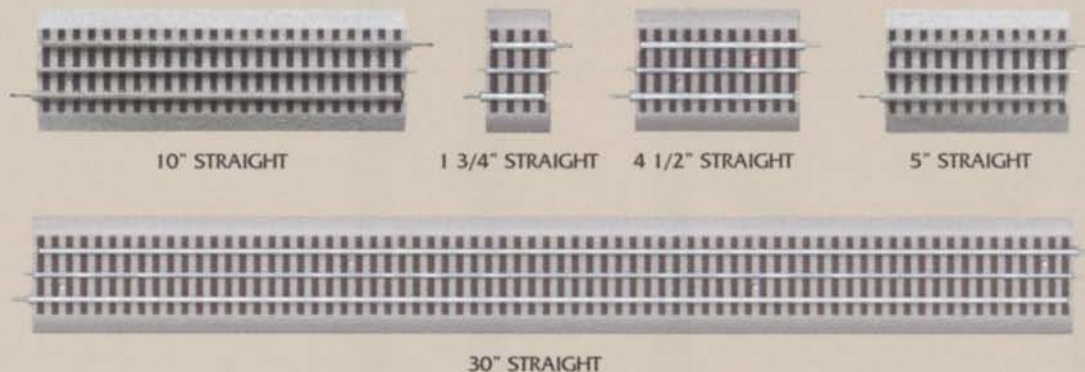
1 3/4" STRAIGHT TRACK
(6-12026) \$2.99

4 1/2" STRAIGHT TRACK
(6-12025) \$2.99

HALF STRAIGHT TRACK
Length: 5"
(6-12024) \$2.99

30" STRAIGHT TRACK
(6-12042) \$9.99

STRAIGHT TRACK 4-PACK (NOT SHOWN)
Length: 10" each
(6-12032) \$14.99



CURVED TRACK

O36 45-DEGREE CURVED TRACK (8 PIECES PER CIRCLE)
(6-12015) \$3.49

HALF CURVED TRACK (O36 22 1/2-DEGREE)
(6-12022) \$2.99

O72 22 1/2-DEGREE CURVED TRACK (16 PIECES PER CIRCLE)
(6-12041) \$4.99


O72 11 1/4-DEGREE HALF CURVED TRACK
(6-12055) \$4.49

O48 30-DEGREE CURVED TRACK (12 PIECES PER CIRCLE)
(6-12043) \$3.49

O60 22 1/2-DEGREE CURVED TRACK (16 PIECES PER CIRCLE)
(6-12043) \$4.99

QUARTER CURVED TRACK (O36 11 1/4-DEGREE)
(6-12023) \$2.99

CURVED TRACK 4-PACK (NOT SHOWN)
(6-12033) \$14.99



NEW!

SPECIALTY TRACK

TERMINAL SECTION

Length: 10"
(6-12016) \$5.49

ACCESSORY ACTIVATOR EXTENDER

Length: 10"
(6-12027) \$3.49

UNCOUPLING TRACK

Includes Half Straight section
Length: 5" each
(6-12020) \$29.99

ACCESSORY ACTIVATOR PACK

Includes one 10" Insulated section
and two 5" Isolated Sections
(6-12029) \$8.99

90-DEGREE CROSSOVER

Length: 6" x 6"
(6-12019) \$16.99

45-DEGREE CROSSOVER

Length: 10" x 10"
(6-12051) \$16.99

22 1/2-DEGREE CROSSOVER

Length: 17" X 17"
with removable 1 3/8" extension
(6-12050) \$16.99



TERMINAL SECTION



ACCESSORY ACTIVATOR EXTENDER




90 DEGREE CROSSOVER



UNCOUPLING TRACK



5" STRAIGHT




O GAUGE TRANSITION PIECE



ACCESSORY ACTIVATOR PACK



45 DEGREE CROSSOVER



22 1/2 DEGREE CROSSOVER



ACCESSORY POWER WIRE



GRADE CROSSING

GRADE CROSSING
Length: 10" track section, 6 1/4" wide road section, 2 per package
(6-12036) \$9.99

O GAUGE TRANSITION PIECE
Length: 5"
(6-12040) \$5.99


ACCESSORY POWER WIRE
(6-12053) \$3.99

EARTHEN BUMPER
Length: 3 5/8"
with real wood bumper
(6-12059) \$7.99

RAILER
(6-12039) \$5.99



EARTHEN BUMPER



RAILER

SWITCHES

O36 MANUAL SWITCH — LEFT HAND

Length: 10" Straight, 33 3/4-Degree turnout
(6-12017) \$29.99

O36 MANUAL SWITCH — RIGHT HAND

Length: 10" Straight, 33 3/4-Degree turnout
(6-12018) \$29.99

O72 REMOTE SWITCH-LEFT HAND

Length: 15 5/8" Straight, 22 1/2-Degree turnout
with removable 1 3/8" extension
(6-12048) \$69.99

O72 REMOTE SWITCH-RIGHT HAND

Length: 15 5/8" Straight, 22 1/2-Degree turnout
with removable 1 3/8" extension
(6-12049) \$69.99


O72 WYE REMOTE SWITCH

Length: 12", 22 1/2-Degree wye
(6-12047) \$59.99

Each switch includes an 11 1/4 degree curve section, which creates a full curve.




O36 LH MANUAL SWITCH



O36 RH MANUAL SWITCH



O36 LH REMOTE SWITCH



O36 RH REMOTE SWITCH



O72 LH REMOTE SWITCH



O72 RH REMOTE SWITCH




O72 WYE REMOTE SWITCH

O36 REMOTE SWITCH-LEFT HAND
Length: 10" Straight, 33 3/4-Degree turnout
with operating lighted signal lantern
(6-12045) \$59.99

O36 REMOTE SWITCH-RIGHT HAND
Length: 10" Straight, 33 3/4-Degree turnout
with operating lighted signal lantern
(6-12046) \$59.99

O-27, O GAUGE AND LARGE SCALE TRACK



LIONEL TRACK – EXPAND YOUR WORLD!

All Lionel track is easy to use, extremely durable and very reliable. You'll never have to worry about loose connections or sections separating. And Lionel track is so modestly priced, everyone can afford to create the layout they've always imagined. We offer two styles of traditional track:

O-27 Gauge Track:

This track comes in 27" diameter curves, so you can do more in a tighter space.

O Gauge Track:

Compared to O-27 track, the rails are slightly taller. It doesn't come in 27" diameter curves, but it does come in a variety of larger curves for the biggest layouts.

Note: Larger locomotives and cars will not negotiate tighter curves. Check the "Minimum curve" in each item's catalog listing.

Looking for Ideas?

Since Lionel offers such a wide variety of track shapes and sizes, there is almost no limit to the layout you can design and build. If you'd like some suggestions, however, you can pick up a Lionel Track Pack – it includes all the track you need to make our most popular layouts.

Other Considerations:

You want a track system that comes in a lot of shapes and sizes. You also want one that's reasonably priced, so you can afford to keep adding on. Some additional things to consider:

High Conductivity Rails:

Lionel track is designed for maximum conductivity. That makes it easy to set up, minimizes problems, and maximizes the effectiveness of Lionel Magne-Traction – our exclusive traction and adherence system. Track that is not made by Lionel may consist of materials that are significantly less conductive. Your Lionel products will roll fine, but you may not get all the benefits we've built in.

Rail Shape:

Your train wheels take a lot of wear and tear rolling over metal rails. Lionel track rails are shaped to minimize this wear. Other track systems may cause your wheels to wear out faster.



VARIETY, RELIABILITY & VALUE YOU CAN GROW WITH!

Figure 8 Add-On Track Pack (O-27 Gauge)

Add this track to your oval to create a figure 8 layout. Requires an existing starter set oval of track.

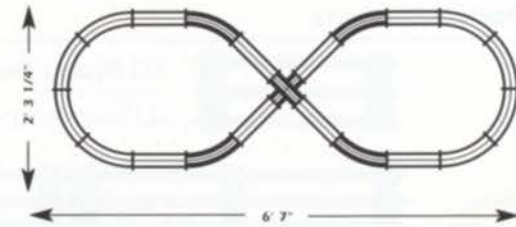
- 1 - 90 degree crossover (6-65020)
- 4 - pieces curved track (6-65033)

(6-22966) \$9.99

90° Crossover



4 Curved Sections



Double-Loop Add-On Track Pack (O-27 Gauge)

Add this track to your oval to create a double loop, an oval with two inside sidings, or a double oval. Requires an existing starter set oval of track.

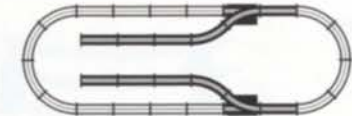
- 2 - pieces curved track (6-65033)
- 10 - pieces straight track (6-65038)
- 1 - right hand manual switch (6-65022)
- 1 - left hand manual switch (6-65021)

(6-22967) \$29.99

Manual Switch-Right



Manual Switch-Left



Double-Loop Complete Track Pack (O-27 Gauge)

This complete track set will allow you to create a double loop, an oval with two inside sidings, or a double oval. No additional track required.

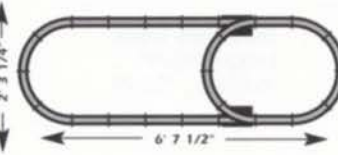
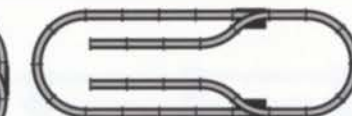
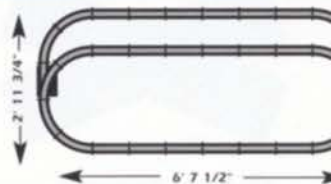
- 10 - pieces curved track (6-65033)
- 18 - pieces straight track (6-65038)
- 1 - right hand manual switch (6-65022)
- 1 - left hand manual switch (6-65021)

(6-22968) \$49.99

Manual Switch-Right



Manual Switch-Left



Deluxe Complete Track Pack (O Gauge)

This complete O-gauge track set will allow you to create this detailed layout. No additional track required.

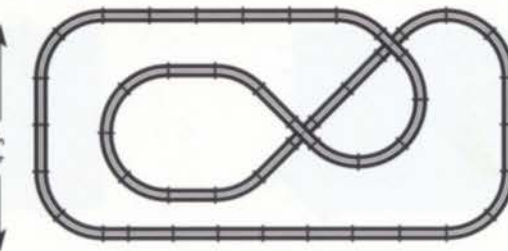
- 20 - pieces curved track (6-65501)
- 22 - pieces straight track (6-65500)
- 2 - 90 degree crossovers (6-65540)
- 1 - half straight (6-65505)

(6-22969) \$94.99

2-90° Crossover



1 Half-Straight Section



O-27, O GAUGE AND LARGE SCALE TRACK

**ALL O-27 TRACK-
NEW LOW PRICE!**

Steel Pins	O-27 track	6-65042	\$1.49
Fibre Pins	O-27 track	6-65041	\$1.49

O-27 Track Selections

Straight Track



1/2 Straight Track
Length: 4 7/8"
(6-65019) \$0.89



Straight Track
Length: 8 3/4"
(6-65038) \$0.89



Extra-Long Straight Track
Length: 35"
(6-65024) \$2.99

Curved Track



1/2 Curved Track
Length: 5 7/16"
(6-65014) \$0.89



27" Diameter Curved Track
(8 pieces per circle)
Length: 9 5/8"
(6-65033) \$0.89



42" Diameter Curved Track
(12 pieces per circle)
Length: 10 7/8"
(6-65049) \$1.19



54" Diameter Curved Track
(16 pieces per circle)
Length: 14 1/2"
(6-65113) \$1.49

Specialty



Insulated Track
Length: 8 3/4"
(6-12841) \$2.99



45-degree Crossover
Length: 10 1/4" x 10 1/4"
(6-65023) \$5.99



90-degree Crossover
Length: 7 3/8" x 7 3/8"
(6-65020) \$5.99



Uncoupling track
Length: 8 3/4"
(6-65149) \$6.99




Remote-Control Track with UCS Controller
Length: 8 3/4"
(6-12746) \$13.99


Switches



27" Path Manual Switch
Length: 8 3/4" straight
(6-65021) **Left Hand** \$11.99
(6-65022) **Right Hand** \$11.99



27" Path Remote Control Switch
Length: 8 3/4" straight
(6-65121) **Left Hand** \$19.99
(6-65122) **Right Hand** \$19.99



42" Path Remote Control Switch
Length: 13 5/8" straight
(6-65167) **Left Hand** \$29.99
(6-65168) **Right Hand** \$29.99

O-27, O GAUGE AND LARGE SCALE TRACK

Steel Pins	O Gauge	6-65551	\$1.99
Fibre Pins	O Gauge	6-65543	\$1.99

O Gauge Track Selections

Straight Track



1/2 Straight Track
Length: 5 1/2"
(6-65505) \$1.49



Straight Track
Length: 10"
(6-65500) \$1.99



Extra-Long Straight Track
Length: 40"
(6-65523) \$5.99


Curved Track



1/2 Curved Track
Length: 6"
(6-65504) \$1.49




31" Diameter Curved Track
(8 pieces per circle)
Length: 10 5/8"
(6-65501) \$1.99



54" Diameter Curved Track
(16 pieces per circle)
Length: 10 3/8"
(6-65554) \$3.49




42" Diameter Curved Track
(12 pieces per circle)
Length: 10 1/2"
(6-12925) \$2.99



72" Diameter Curved Track
(16 pieces per circle)
Length: 14"
(6-65572) \$4.29

Specialty




Insulated Track
Length: 10"
(6-12840) \$5.99



Remote-Control Track
Length: 10"
(6-65530) \$29.99



45-degree Crossover
Length: 11 3/4" x 11 3/4"
(6-65545) \$12.99



90-degree Crossover
Length: 8 5/16" x 8 5/16"
(6-65540) \$12.99

O Gauge Track Clips

- Keep your O gauge track sections together with these easy to use slide on clips
- Perfect for keeping temporary or floor layouts together
- Box of 12

(6-12743) \$7.99



Large Scale Track

STRAIGHT TRACK

- Length: 11 3/4"

(8-82000) \$3.99



CURVED TRACK

- Length: 13"
- Twelve pieces make a 4.3-foot diameter circle

(8-82001) \$3.99



WIDE RADIUS CURVED TRACK

- Length: 16"
- Twelve pieces make a 5.3-foot diameter circle

(8-82004) \$3.99

LOCKON WITH WIRES

- Designed for quick, positive connections between transformers, track and accessories

(8-82101) \$5.49

Switches



31" Path Remote Control Switch
Length: 10" straight
(6-14062) **Left Hand** \$59.99
(6-14063) **Right Hand** \$59.99



72" Path Remote Control Switch
Length: 14 1/4" straight
(6-65166) **Left Hand** \$99.99
(6-65165) **Right Hand** \$99.99

Lock-On

- Classic Lionel Lock-On allows you to easily and quickly connect your power supply to your Lionel Track

(6-62900) \$2.49



Lock-On With Wires

(6-62905) \$4.99



Ives™ O-27 Gauge Track Clips

- Keep your O-27 track sections together with these easy to use slide on clips
- Perfect for keeping temporary or floor layouts together
- Box of 12

(6-62901) \$4.99




MISCELLANEOUS MAINTENANCE ACCESSORIES

MAINTENANCE & UPGRADE KITS

The Lionel Train Book How to Build and Operate Your Own Model Railroad

- Learn everything you need to know about setting up and maintaining a Lionel layout, as well as maximizing the enjoyment of your Lionel trains, in the pages of the Lionel Train Book. Included in this reference guide are an overview of product development, updated instructions on the setup and use of the TrainMaster Command Control System, track plans for the floor and tabletop, advice on building scenery and structures, wiring and track how-to, help in choosing steam or diesel locomotives and freight or passenger operations, maintenance and restoration tips techniques, and instructions for operations that best emulate those of prototype railroads.



NEW!

(6-14190) \$24.99

Smoke Fluid

- Designed for use with all Lionel steam and diesel locomotives that feature smoke units

(6-62909) \$5.49



Lubrication/ Maintenance Set

- Includes gear lube, oil applicator, track cleaning fluid, track-cleaning eraser and cleaning instructions

(6-62927) \$14.49



Die-Cast Metal Sprung Trucks

- Upgrade your rolling stock trucks
- New metal coupler armature
- Quick and easy to install
- Add weight and improve tracking
- Box of 2

(6-14078) \$12.99

MAGNIVISION™

For the best look at your favorite new products, be sure to visit our website, www.lionel.com, and click on the exciting MagniVision™ link. Lionel MagniVision is a revolutionary new technology that allows you to zoom in on any area of a locomotive, car or accessory, and see amazing detail. Be sure to stop back often as new pictures are being loaded continuously. MagniVision is simply the best way to view your favorite Lionel products!



Normal View



MagniVision

Top Ten Reasons to Visit www.lionel.com



1. FIND A DEALER

Locate a Lionel Authorized Value Added Dealer near you.

2. SIGN UP FOR MONTHLY E-NEWSLETTER

Get on track with the latest news from Lionel.

3. VISITOR'S CENTER

Voted one of the Travel Channel's "Top Ten Toylands!"

4. LIONEL LICENSING

Check out the latest in Lionel merchandise from ornaments to T-shirts.

5. MAGNIVISION

See details of featured items as if you were holding them right in your hands.

6. CATALOG

View the catalog online as if you were holding the real thing.

7. PARTS LIST/EXPLODED DIAGRAMS

Need to reference something? Refer to these great guides.

8. SHIPPING SCHEDULE

Keep up-to-date on the most current product you can get.

9. NEWSSTAND

Stop on by and pick up the latest news from Lionel.

10. REPLACEMENT PARTS

Missing something? See if Lionel can help you to replace it.

Get the Inside Track on what's happening at Lionel!

For over 25 years, thousands of members have considered the Lionel RailRoader Club the real "Inside Track" on what's happening at Lionel. The best value at the best price. Here's your opportunity to join thousands of others in this legendary club.

MEMBERSHIP BENEFITS – \$20 per year

- Four quarterly issues of INSIDE TRACK, the official publication of the LRRC. Each issue offers a winner of "Something for Nothing," the Lionel product give-away, along with "inside" information and "how-to" articles.
- All Lionel Classic catalogs mailed to members, second only to our Lionel dealers
- Membership card
- Annual club button (start your collection now!)
- Exclusive offers to purchase LRRC cars and merchandise. Visit our Lionel Visitor's Center here in Michigan and receive a 10% discount on any purchase (please call ahead for reservations!)

TO JOIN THE LIONEL RAILROADER CLUB:

Write to: Lionel RailRoader Club
P.O. Box 748
New Baltimore, MI 48047

Call: (586) 949-4100

or Visit: www.lionel.com



At Lionel, we are committed to providing our customers with superior-quality products and service. It is a commitment shared by our many Lionel Authorized Dealers and Lionel Authorized Service Centers around the country. To locate a Dealer or Service Center near you, call 1-800-4LIONEL (1-800-454-6635). Or, call the Lionel Customer Service Center at 586-949-4100. You can also e-mail us at talktous@lionel.com or visit our website at www.lionel.com. Our knowledgeable staff is always eager to help you fully enjoy the magical world of Lionel model trains.

50625 RICHARD W. BOULEVARD
CHESTERFIELD, MICHIGAN
48051-2493
UNITED STATES OF AMERICA
PHONE: 586-949-4100
E-MAIL: TALKTOUS@LIONEL.COM
WWW.LIONEL.COM

COPYRIGHT ©2004 LIONEL L.L.C.

™ & © Warner Bros. Entertainment Inc.

\$5.00

