

LIONEL CLASSIC TRAINS VOLUME 1 2002



ENGINE 54
LADDER 4
BATTALION 9

LIONEL TRAINS
STORE URGENT



Anita Proctor Thomas ©



Welcome to the Lionel Classic I Catalog for 2002, featuring the great, new Lionel offerings. I think this catalog is our best yet, with a well-rounded product array in every category and innovative introductions that will please even our most demanding customers. It is also my final catalog at the Lionel helm, as I will be retiring in July 2002.

I've spent fifty wonderful years in the hobby business, developing and selling thousands of different products and helping to shape the trends that have defined the nature of bobbies and crafts in America. One thing that has never wavered throughout that time has been Lionel Trains; leading the way, facing every trial and finding a clear path through all the challenges and changes of the 20th Century.

It has been a singular pleasure for me to serve Lionel and you, as president for the past three years. When I came to Lionel there was a lot of work to do, along with a number of modern day challenges: the economy, a more complex marketplace, the need to be more competitive and my own determination to deliver bigger quality at more attractive prices. As I ponder the final six months of my career I still have some things to accomplish in those areas, but I feel that we will get there, to those places I envisioned back in July 1999, when I first took this assignment.

Throughout 2002 we will introduce five major new products that we've intentionally held back from this catalog. I can't even give you a hint about these really special introductions. What I can tell you is that they are truly exciting, and several will be "must haves" for most of our loyal supporters. In my letter in the 2001 Classic II Catalog I promised you the biggest quality available in the model train marketplace. We are very close to making two major breakthroughs that should drive our quality to levels the company hasn't enjoyed in our entire 101-year history. More to come on those.

Please notice, too, that our catalog has changed. We're using icons to help you recognize product features more easily; to quickly glimpse a page and know exactly how select new Lionel items will be equipped. We're taking care to describe the Lionel line more completely and define the products more thoroughly, using artwork and CAD files in some cases, as the actual models are not yet available. Please let us know how well that is working. Also, gracing the cover of our catalog is the art of Angela Trotta Thomas, commemorating those fallen heroes who stood so tall in New York on September 11, 2001. It is appropriate that we dedicate this catalog to all of them and to their memory.

I hope to see many of you during my official travels in the spring and summer, either at conventions or train swap meets, and even later when I turn in my security badge and keys, and move back East to rejoin the ranks of Lionel fans. Thank you for making my time with Lionel among the most memorable and enjoyable of my career. I wish you all my heartfelt...

Best of Luck and Best Wishes,

Richard N. Maddox
President and Chief Operating Officer
Lionel LLC

TABLE OF CONTENTS

Product Features Guide	2-3
Intro to O Gauge Sets	4-5
Adventure Sets	6-7
RailSounds Sets	8-9
Holiday Sets	10-11
Postwar Sets	12-13
Premium Sets	14-17
Standard Gauge Sets	18-21
Steam Locomotives	22-35
Diesel Locomotives	36-45
Passenger Cars	46-49
Standard O Rolling Stock	50-59
Intro To O Gauge Rolling Stock	60-61
Traditional Rolling Stock	62-65
Traditional Operating Cars	66-67
Postwar Celebration Series	68-71
American Flyer	72-75
Operating Accessories	76-91
Mainline Trackside Accessories	92-93
Traditional Trackside Accessories	94-97
TrainMaster Command Control and Conventional Power	98-103
Track	104-107
Miscellaneous Maintenance Accessories	108

The following Lionel marks are used throughout this catalog and are protected under law. All rights reserved.

Lionel®, TrainMaster®, Odyssey®, RailSounds™, CrewTalk™, TowerCom™, DynaChuff™, StationSounds™, Pullmor®, ElectroCoupler™, Magne-Traction®, CAB-1 Remote Controller®, American Flyer®, Lionel ZW®, ZW®, MagniVision™

Any reproduction, transmission or dissemination of the material herein is strictly prohibited. Trademarks owned by Lionel LLC are indicated throughout this document. Items depicted in this catalog are subject to change in color, size, design and availability. Verify features on product package. Retail prices are suggested.

See your Authorized Lionel Dealer for more information.

A Guide to Product Features for 2002

At Lionel, we are proud to present the finest, most advanced locomotives—powerful models that come to you with tried-and-true performance and cutting-edge technology. Over the years, we have revolutionized this great hobby with advances in locomotive traction, train operation, and on-board sounds. Lionel trains feel more and more like the real railroad. Use this guide to learn about the incredible features that Lionel locomotives offer today.

■ OPERATION

Transformer Control

All Lionel locomotives—even the most sophisticated engines—can be controlled by a basic transformer. Even older transformers can run our most advanced engines.

TrainMaster Command Control

Locomotives equipped with the incredible TrainMaster Command Control system are controlled by the commands from your CAB-1 Remote Controller, giving you the freedom to operate your trains while walking around your layout. Unlock the advanced sounds and features of your Command-equipped locomotives and, better yet, operate multiple engines on the same track, at the same time! Installation is as easy as hooking up a transformer, and operation is simple to learn.

ElectroCouplers

Open these couplers anywhere on the layout—without uncoupling tracks. The CAB-1 Remote Controller activates ElectroCouplers with the TrainMaster Command Control system. Also, be sure to listen for authentic RailSounds of the coupler in operation!

Odyssey System

Heavy loads and steep grades are no problem for locomotives equipped with the Odyssey System, “cruise control” for your locomotive. No matter what, Odyssey-equipped locomotives will maintain the speed you set. Watch your locomotive as it creeps through the yard or fights up a grade without hesitation, regardless of the long string of cars behind it.

Wireless Tether Connection between Locomotive and Tender

Looking to enhance the appearance of its locomotives, Lionel developed the infrared Wireless Tether so that the locomotive and tender could communicate without cumbersome wiring between the units.

Magne-Traction

Always on the cutting edge of model railroad technology, Lionel developed Magne-Traction in 1950. The wheels are actually magnetized, increasing track adhesion for extra traction and stability around curves.

Traction Tire(s)

On some locomotives Traction Tires on one or more of the powered driving wheels provide extra strength and stability for hauling long strings of cars. Traction Tires grip the rails, enhancing tractive effort for extra pulling power.

■ SOUND AND SMOKE

RailSounds

Always a favorite feature, the impressive RailSounds sound system brings the real sounds of the railroad to your layout. From the mechanical symphony of the locomotives, to the commotion of the station, you will be impressed by the digitally recorded samples of these special and authentic sounds.

MultiHorn/MultiWhistle

The sounds of the horn or the whistle actually change with each blast—just like the real thing. From the short, trumpet-like blasts of a diesel horn, to the breathtaking cries of the steam whistle, these familiar sounds replicate the magic of the rails.

Braking Sounds

Press the brake button on your TMCC CAB-1 remote or rapidly decrease your transformer/controller and listen for the screeching of your locomotive's brakes.

Shut-down and Start-up

Fire up your locomotive just like the real thing! Listen as the diesel engine turns over or the steam locomotive powers up. You will also hear the sounds of the giant locomotive gradually fade away when you turn off power.

Steam Let-off/Blow-off (TrainMaster Command Control required)

At the press of a button, your steam locomotive will replicate the sound of hot steam being released from the cylinders.

Diesel RPM

Throttle up your locomotive and listen as the engine's RPM increases. While the RPM sounds automatically increase with the speed of the engine and the power supplied to the track, you can also fine-tune the levels with your CAB-1 remote.

DynaChuff

A favorite feature among steam fans, DynaChuff is the varying intensity of the locomotive's chuffing, synchronized with the speed of the locomotive. Watch as the smoke billows out of your locomotive's stack in time with the chuffing sounds and the turning of the wheels!

TowerCom Announcements (TrainMaster Command Control required)

“1361, you're clear for departure.” Locomotives equipped with TowerCom feature a specialized announcement or announcements calling out your locomotive number, operated at your command. Listen for your locomotive's roadname or number as you prepare to take 'er out!



CrewTalk Communications (TrainMaster Command Control required)

Strain to hear the crackling, unintelligible radio communications inside of your locomotive, caboose, or other cars. Operate several CrewTalk-equipped locomotives with CrewTalk-equipped rolling stock, and you will find that these communications are sequenced to sound as though personnel stationed at different parts of the train are radioing each other, to enhance the realism of Lionel operation.

StationSounds (TrainMaster Command Control required)

Listen to the sounds of the busy platform! Housed in a passenger car in the consist, you will hear the station's loudspeaker announce arrivals and departures. The conductor makes enroute announcements, too.

■ ILLUMINATION

Directional Lighting

Most TrainMaster Command Control diesel locomotives and TMCC equipped steam locomotives with a headlight and tender back-up light feature Directional Lighting. Operate a TMCC equipped diesel in forward and the headlight illuminates the mainline, in reverse the headlight shuts off and the rear headlight or the headlight of a second diesel (in a multi-unit lash-up) will shine. For TMCC equipped steam locomotives, the headlight remains on in both forward and reverse operation. In reverse, the tender back-up light (if present) will shine.

Marker Lights

These lights are located on the boiler front or top of some steam locomotives and on the rear of some steam locomotive tenders. They are also located on the ends of some diesel locomotives.

Lighted Number Boards

These are located on the boiler top of some steam locomotives and on the ends of some diesel locomotives.

Strobe Light


This flashing warning light is located on the roof of some diesel locomotives.

Ditch Lights

These low-mounted lights serve as close-range secondary headlights on some diesel locomotives.

Feature Icons

As you journey through this catalog, look for the bold, new icons that represent your favorite Lionel features. The Odyssey System, TrainMaster Command Control—all of the best innovations are included. At a glance, you'll know how each locomotive is outfitted. You can't miss your favorite features with these specialized icons!



INTRO TO O GAUGE SETS

Union Pacific Freight Express



Pennsylvania Flyer



Chessie Diesel Freight





Union Pacific Freight Express

The versatile RS-3 diesel locomotive hauls its fast freight along the Union Pacific mainline in the dogday heat of a summer afternoon. This load has to be in Fort Collins by sunset, so lean into the throttle a little, sound the horn and barrel on through.

Set includes:

- RS-3 diesel locomotive, boxcar with opening doors, three dome tank car, non-illuminated caboose, 8 pieces of curved and 8 pieces of straight O-27 track, 40 watt transformer/controller

Locomotive features:

- Transformer controlled forward, neutral and reverse operation
- Operating diesel horn
- Operating headlight
- Maintenance-free powerful motor
- 2 traction tires
- Operating couplers
- Durable frame, trucks and body
- Lighted interior

Rolling stock features:

- Durable frames, trucks and bodies
 - Operating couplers
 - Painted bodies
 - Opening doors on boxcar
 - Metal brake wheels
 - Minimum Radius: 0-27
 - Length: 43"
 - Layout dimensions: 27" x 63"
- (6-31924) \$139.95



Pennsylvania Flyer

Look out! Here comes the Pennsylvania Flyer, hauling springs to Springtown, glue to Gulph Mills and conch shells to Conshohocken. This train set begins the adventure that can last a lifetime.

Set includes:

- 4-4-2 steam locomotive and tender, boxcar, gondola with 2 canisters, square window caboose, 8 pieces of straight and 8 pieces of curved O-27 track, 40 watt transformer/controller, smoke fluid

Locomotive features:

- Transformer controlled forward, neutral and reverse operation
- Air whistle in tender
- Operating headlight
- Operating coupler on rear of tender
- Maintenance-free powerful motor
- Traction tire
- Puffing smoke unit
- Die-cast metal locomotive body with metal frame and trucks

Rolling stock features:

- Durable trucks and frames
 - Operating couplers
 - Painted bodies
 - Opening doors on boxcar
 - Two removable canisters on gondola
 - Metal brake wheels
 - Minimum Radius: 0-27
 - Length: 46 1/2"
 - Layout dimensions: 27" x 63"
- (6-31913) \$169.95



Chessie Diesel Freight

There'll be no stopping this colorful Chessie System express freight train. It's bound for the ocean side yards of Newport News, VA with nothing but green lights down the line ahead. After it pulls in, the yard crew will power up the searchlight and unload through the night. A powerful, dual motored GP-38 diesel locomotive leads the string of Chessie System cars painted in Western Maryland, Baltimore and Ohio and Chesapeake and Ohio livery. The diesel locomotive features a realistic horn that operates at the touch of a button. A semi truck and trailer with 2 vehicle grade crossings complete the set

Set includes:

- GP-38 diesel locomotive, operating searchlight car, boxcar, coal hopper, caboose with lighted interior, 8 pieces of straight and 8 pieces of curved O-27 track, 40 watt transformer/controller, 1 Semi Truck, 1 Semi Trailer, 2 Vehicle Grade Crossings

Locomotive features:

- Transformer controlled forward, neutral and reverse operation
- Operating diesel horn
- Operating headlight
- Dual operating couplers
- Dual maintenance-free powerful motors
- 2 traction tires
- Durable trucks and body
- Metal frame

Rolling stock features:

- Durable trucks and frames
 - Operating couplers
 - Painted bodies
 - Opening doors on boxcar
 - Operating searchlight on searchlight car
 - Lighted caboose interior
 - Minimum Radius: 0-27
 - Length: 49"
 - Layout dimensions: 27" x 63"
- (6-31915) \$199.95

ADVENTURE SETS

Great Train Robbery

Stick 'em up! This train rushes across the hostile West, desperately trying to escape the dastardly clutches of this dangerous gang of gold-hungry varmints. Not far behind, a couple of members of the wild bunch frantically work the hand car to catch up to the powerful General-type locomotive—and the gold bullion stashed in the mint car behind it! Featuring a flatcar with horses and a Union Pacific Pony Express baggage car, this complete, ready-to-run set offers a strongbox full of adventures for the beginning model railroader.

Set includes: General-type steam locomotive and tender, mint car, flatcar with horses, baggage car, and a motorized hand car, 8 pieces of straight and 8 pieces of curved O-27 track, 40 watt transformer/controller

Locomotive features:

- Transformer controlled forward, neutral and reverse operation
- Operating headlight
- Operating coupler on rear of tender
- Maintenance-free powerful motor
- 2 traction tires
- Durable locomotive body, frame, trucks and tender

Rolling stock features:

- Die-cast metal trucks and operating couplers
- Painted bodies
- Baggage car features electronic steam whistle sounds
- Horse figures and fencing on flat car
- Plated gold bullion load in mint car

Handcar features:

- Transformer controlled operation
- Maintenance-free powerful motor
- Durable frame and body
- 2 bandit figures pump the handle

(6-31928) \$229.95



Area 51 Alien Recovery

Gliding quietly through the dry Nevada desert, a shadowy locomotive hauls its mysterious cargo into the Groom Lake military installation, home of the nation's most deeply guarded secrets. High-level government officials and a select group of scientists await the arrival of the train while the guards carefully examine each car as it rolls by. Pulled by a sleek Alco FA diesel locomotive, a UFO mysteriously hovers above the following car. Another car is equipped with sophisticated radar equipment, carefully scanning the horizon for extra-terrestrial activity in the distance. A tank car glows as it transports some otherworldly substance. At the end of the train, the caboose aims an intense beacon into the sky to signal alien spacecraft entering the earth's atmosphere. This is a close encounter of a Lionel kind.

Set includes: Alco FA locomotive, hovering UFO car, operating radar car, glowing tank car, searchlight caboose, 8 pieces of straight and 8 pieces of curved O-27 track, 40 watt transformer/controller

Locomotive features:

- Transformer controlled forward, neutral and reverse operation
- Operating diesel horn
- Operating headlight
- Dual operating couplers
- Dual maintenance-free powerful motors
- 2 traction tires
- Durable trucks and body
- Metal frame
- Lighted number boards
- Lighted cab interior

Rolling stock features:

- Die-cast metal trucks and operating couplers
- Painted bodies
- UFO hovers over fan-blower on car
- Antenna rotates and radar screen is illuminated
- Rotating searchlight with alien lens on caboose
- Metal brake wheels

(6-31926) \$199.95





Ballyhoo Brothers Circus Train

Ladies and gentlemen! Step right up and witness the thrilling action of the spectacular Ballyhoo Brothers Circus Train! Led by the famous Hudson steam locomotive, this rolling parade will make each whistle stop a big top performance. Listen to the amazing circus music, a high-quality digital recording! Giggle at the goofy clown as his head bobs up and down through the roof of the shimmering silver boxcar! Gasp as the lion tamer barely escapes with his life, running from his hungry lion. Hold your nose as the elephant car passes by, featuring the animated, brave sweeper who cleans up after the pungent pachyderms. This set is complete with a generous loop of track and a powerful transformer.

Set includes: Hudson 4-6-4 steam locomotive and tender, bobbing head clown car, lion tamer chase gondola, elephant sweeper car, and caboose, 8 pieces of straight and 8 pieces of curved O-27 track, 40 watt transformer/contoller, smoke fluid

Locomotive features:

- Transformer controlled forward, neutral and reverse operation
- Realistic circus music in tender
- Operating headlight
- Operating coupler on rear of tender
- Maintenance-free powerful motor
- 2 traction tires
- Puffing smoke unit
- Die-cast metal body
- Metal frame
- Durable tender

Rolling stock features:

- Die-cast metal trucks and operating couplers
- Painted bodies
- Clown head bobs up and down in bobbing head car
- Lion chases lion tamer around crates in chase gondola
- Animated sweeper figure and interior illumination in elephant sweeper car
- Lighted caboose interior

(6-31931) \$299.95



New York Central Flyer with RailSounds



New York Central Limited with RailSounds



Santa Fe Super Freight with RailSounds





New York Central Flyer with RailSounds

The New York Central Railroad was once a premier freight hauler in the Eastern United States. A boxcar with the famous New York Central "cigar brand" logo is included in this set. A tough die-cast metal locomotive equipped with the RailSounds sound system brings the Flyer to life with steam chuffing, whistle blowing, and more.

Set includes:

- 4-4-2 steam locomotive and tender, boxcar, flatcar with stakes and bulkheads, caboose, 8 pieces of straight and 8 pieces of curved O-27 track, 40 watt transformer/controller, smoke fluid



New York Central Limited with RailSounds

The Limited is clad in the famous "Lightning Stripe" livery of New York Central's passenger fleet. Our celebrated FT diesel locomotive with two powerful motors leads a matched set of passenger cars. Each car features lighted, realistically detailed interiors. With the RailSounds sound system you get genuine diesel engine sounds, horn, bell and squealing brake sounds. Add the power of the 80 watt transformer (included) and this set has the potential to grow into a full-fledged railroad empire.

Set includes:

- EMD FT diesel locomotive, 2 individually numbered passenger coaches, observation car, 8 pieces of straight and 8 pieces of curved O-27 track, 80 watt transformer/controller



Santa Fe Super Freight with RailSounds

The legendary freight trains of the Atchison, Topeka and Santa Fe once fought through tough freight routes with names like Tehachapi and Cajon Pass. This year, a newly designed 2-8-4 Berkshire steam locomotive leads a brightly painted string of Santa Fe rolling stock. The die-cast metal steam locomotive features a powerful puffing smoke unit and the added realism of the RailSounds sound system. A large layout of O-31 O gauge track is included as well as a dependable 80 watt transformer/controller.

Set includes:

- All-new 2-8-4 Berkshire steam locomotive with tender, boxcar, single dome tank car, flatcar with semi trailer, caboose, 8 pieces of straight and 8 pieces of curved O Gauge track, 80 watt transformer/controller, smoke fluid

Locomotive Features

- Transformer controlled forward, neutral and reverse operation
- RailSounds sound system with steam sounds, synchronized chuffing, crew announcements, brake squeal, steam whistle and bell
- Operating headlight
- Operating coupler on rear of tender
- Maintenance-free powerful motor
- Traction tire
- Puffing smoke unit
- Die-cast metal locomotive body
- Metal locomotive frame
- Durable tender body with metal frame and die-cast metal trucks

Rolling stock features

- Durable trucks and operating couplers
 - Painted bodies
 - Opening doors on boxcar
 - Metal brake wheels
 - Minimum Radius: 0-27
 - Length: Approx. 46"
 - Layout dimensions: 27" x 63"
- (6-31914) \$229.95

Locomotive Features

- Transformer controlled forward, neutral and reverse operation
- RailSounds sound system with bell, horn, diesel engine revving and crew announcements
- Operating headlight
- Operating coupler on rear
- Dual maintenance-free powerful motors
- 4 traction tires
- Die-cast metal trucks and pilot
- Metal frame
- Durable body
- Separately applied grab irons and ladders

Passenger Cars Feature:

- Die-cast metal trucks, operating couplers
 - Painted bodies
 - Authentically detailed interiors with seats and separate compartments
 - Lighted interiors
 - Decorated drumhead on observation car
 - Flexible diaphragms between cars
 - Opening doors
 - Minimum Radius: 0-27
 - Length: Approx. 51"
 - Layout dimensions: 27" x 63"
- (6-31932) \$349.95

Locomotive Features

- Transformer controlled forward, neutral and reverse operation
- RailSounds sound system with steam sounds, synchronized chuffing, crew announcements, brake squeal, steam whistle and bell
- Operating headlight
- Maintenance-free powerful motor
- 2 traction tires
- Puffing smoke unit
- Die-cast metal locomotive body and frame
- Die-cast metal tender body, frame and trucks
- Separately applied metal handrails

Rolling stock features


- Die-cast metal sprung trucks (caboose has non-sprung die-cast metal trucks) and operating couplers
 - Painted bodies
 - Opening doors on boxcar
 - Lighted caboose interior
 - Minimum Radius: 0-27
 - Length: Approx. 58"
 - Layout dimensions: 31" x 71"
- (6-31933) \$399.95

Large Scale Christmas Train

Perfect for your big holiday celebrations, the Large Scale Christmas Train will be the center of attention! You can't miss this mighty locomotive as it leads the festive gondola and caboose between the gifts under your tree especially with its own complement of Christmas carols coming from the caboose. The Large Scale Christmas Train offers a giant circle of track, a powerful controller, and an extra dose of holiday cheer!

Set includes:

- 0-6-0 steam locomotive, gondola with bells, musical Christmas caboose, 12 pieces of curved large scale track, 40 watt transformer/controller, one Santa Claus figure



O-Gauge Christmas Train

The new Lionel Christmas Train is richly decorated, featuring a die-cast metal steam locomotive, boxcar, gondola, and caboose. This festive train brings its own music, with your favorite Christmas carols, wherever it goes. With the large loop of track and powerful controller, you can build your holiday layout right out of the box!

Set includes:

- 4-4-2 steam locomotive and tender, Christmas music boxcar, Santa and Mrs. Claus animated gondola, lighted caboose, 8 pieces of curved and 8 pieces of straight O-27 track, 40 watt transformer/controller, smoke fluid

Steam locomotive features:

- Transformer controlled forward, neutral and reverse operation
- Realistic air whistle in tender
- Operating headlight
- Operating coupler on rear of tender
- Maintenance-free powerful motor
- Traction tire
- Puffing smoke unit
- Die-cast metal locomotive body

Rolling stock features:

- Durable construction
- Operating couplers
- Painted bodies
- Metal brake wheels
- Christmas boxcar plays your favorite Christmas carols
- Painted Santa and Mrs. Claus figures on the animated gondola
- Minimum Radius: O-27
- Length: approx. 46"
- Layout dimensions: 27" x 63"

(6-31901) \$199.95



Locomotive features:

- Transformer controlled forward and reverse
- Maintenance-free powerful motor
- Operating headlight
- Durable weather-resistant body and pilot
- Nickel plated metal wheels
- Plated detail parts
- Removable roof for easy access to interior
- Santa Claus figure

Rolling stock features:

- Durable weather-resistant construction
- Removable bells in Gondola
- Musical caboose plays your favorite Christmas carols
- Large Scale
- Length: approx. 36"
- Layout dimensions: 51" diameter

(8-81024) \$199.95



Large Scale Thomas the Tank Engine

Make an imaginary journey to the beautiful Island of Sodor with Thomas the Tank Engine, Annie, and Clarabel. Help Thomas, the cheeky, fussy little engine stay out of trouble. This wonderful train set features animated moving eyes on Thomas the Tank Engine's face. It also includes 3 add-on faces with different, classic Thomas expressions. Annie and Clarabel flip their lids, with removable roofs, for passengers. You can even open up Thomas' cab roof for riders. Three Sodor residents, Sir Topham Hatt and two railway officials, come along for the ride.

Set includes:

- Thomas the Tank Engine with 3 changeable faces, Annie, Clarabel, 3 play figures, 12 pieces of curved large scale track, 40 watt transformer/controller

Features:

- Transformer controlled forward and reverse
- Moving eyes on Thomas the Tank Engine
- Maintenance-free powerful motor
- Nickel plated metal wheels on Thomas the Tank Engine
- Durable, weather-resistant construction for indoor/outdoor use
- Set of removable faces
- Removable roofs on Thomas, Clarabel and Annie
- 3 play figures
- Large Scale
- Length: 38"
- Layout dimensions: 51" diameter

(8-81027) \$199.95




GULLANE™
©Gullane (Thomas) Limited 2002

Missile Launch Set

First introduced in 1959, the Missile Launch Set remains a favorite among Lionel space and military collectors. With the Lionel Missile Launch Set, you have all you need to defend your layout from attack. The engine is equipped with four missiles, set to launch at your command. Launch your chopper at the push of a button for a reconnaissance mission. Supporting the action are a stretcher caboose and two flatcars, loaded with more missiles. With the addition of the TrainMaster Command Control system, the #44 locomotive's missiles can be launched with the push of a button on the CAB-1 Remote Controller. Launch your missiles and destroy the exploding ammo dump with a direct hit! The Lionel Missile Launch Set—a real blast from the past!

Set includes:

- #44 missile launcher locomotive, #3419 helicopter launch car with launching helicopter, #6844 flatcar with missile, #6823 flatcar with missiles and cradles with elastic tie-downs, #6814 stretcher caboose with oxygen tanks and figure, and #943 exploding ammo dump



Locomotive features:

- TrainMaster Command Control—able to run in Command Control Mode or in Conventional Transformer Control Mode
- Missile launching function via TMCC CAB-1 Remote Controller or with Remote Control Track (sold separately, see pages 106-107)
- Operating headlights
- Operating red light on roof
- ElectroCoupler on rear of locomotive
- Powerful Pullmor motor
- Magne-Traction track gripping system
- Metal frame
- Durable construction
- Operator figure
- 4 white missiles
- PostWar plaque

Rolling stock features:

- Die-cast metal sprung trucks
- Durable, painted bodies
- Removable missiles on missile flat cars
- Launching helicopter on #3419 helicopter launch car (Remote control track required, sold separately)
- PostWar plaques

- Minimum Radius: 0-27
- Length: Approximately 54 1/2"

(6-21788) \$449.95





Boy's Train Set

One of the rarest of all PostWar train sets is this proposed companion to the notorious 1957 Lionel Girl's Train set. Our 1957 counterparts reasoned that if a Girl's Train was being produced headed by a pink engine, logically there must also be a Boy's Train led by the very same 2-6-4 locomotive, except in a bright blue "masculine" livery. In the end, the Boy's Train set program was cancelled before full production could begin. Very few (perhaps as few as three or four sets) of the original Lionel Boy's Train sets were ever made.

Features:

- Set includes 2-6-4 steam locomotive with tender, boxcar, gondola with 4 canisters, hopper, and porthole caboose

Locomotive features:

- Transformer controlled forward, neutral and reverse operation
- Operating, realistic whistle
- Operating headlight
- Operating coupler on rear of tender
- Maintenance-free powerful motor
- Traction tire
- Puffing smoke unit
- Die-cast metal locomotive body
- Metal frame and trucks
- Durable tender with die-cast metal trucks and metal frame

Rolling stock features:

- Die-cast metal trucks
- Durable, painted bodies
- 4 removable canisters in gondola
- Opening doors on boxcar
- Interior lighting in caboose

- Minimum Radius: 0-27
- Length: Approximately 48"

(6-31701) \$499.95



Pennsylvania K4 Freight Train

The classy Pennsylvania K4 was known for its excellent performance and reliability. This tough die-cast metal locomotive and tender command a train of freight cars. The locomotive is equipped with the realistic RailSounds sound system and is fully upgradeable to TrainMaster Command Control (Upgrade kits not included).

Set Includes:

- K4 steam locomotive and tender, double door boxcar, 4-bay coal hopper, coil covered gondola, porthole caboose, 8 pieces of straight and 8 pieces of curved O-31 O gauge track, 80-watt transformer/controller

Locomotive Features:

- Transformer controlled forward, neutral and reverse operation
- RailSounds sound system with steam sounds, synchronized chuffing, crew announcements, brake squeal, steam whistle and bell
- Operating headlight
- Maintenance-free powerful motor
- 2 traction tires
- Puffing smoke unit
- Die-cast metal locomotive body, frame, pilot and trucks
- Die-cast metal tender
- Upgradeable to TrainMaster Command Control/full RailSounds (Requires full RailSounds upgrade kit 6-22963 and TMCC upgrade kit 6-22960, not included)

Rolling Stock Features:

- Die-cast metal sprung trucks (Caboose has die-cast metal trucks)
- Metal frames
- Painted bodies
- Opening doors on boxcar
- Removable coil covers on gondola
- Lighted caboose interior
- Minimum Radius: 0-31
- Set length: 48"
- Layout Dimensions: 31" x 71"

(6-31902) \$649.95



ONLY 1,000 PRODUCED

Add-on 2-pack passenger set on page 46

LIMITED PRODUCTION





Blue Comet

Sometimes seen racing airplanes en route along the edge of the ocean, the New Jersey Central Blue Comet holds a near mythical status among railfans and model railroaders. The train only ran from 1929 to 1941, until the Great Depression, relentless competition from the Pennsylvania Railroad and massive proliferation of the automobile brought a premature end to the "Symphony in Blue." Our founder, Joshua Lionel Cowen, frequently rode the Blue Comet between Jersey City and Atlantic City. The stylish train with cars named for the swiftest of comets struck him so deeply that Lionel offered a Standard Gauge model of the train in 1930. Over 70 years later, we are proud to offer a limited edition, scale-sized, O-Gauge replica of the "Seashore's Finest Train."

This very special train is offered in a very limited production of only 1000 sets.

Set includes:

- 4-6-2 Pacific die-cast metal locomotive and tender, baggage car, two coaches, observation car

Locomotive Features:

- TrainMaster Command Control equipped—able to run in Command Control Mode or in Conventional Transformer Control Mode
- RailSounds sound system with CrewTalk communication, TowerCom announcement and DynaChuff synchronized chuffing
- Odyssey System for speed control
- Wireless Tether connection between locomotive and tender
- Operating headlight
- Operating marker lights on locomotive and tender
- ElectroCoupler on rear of tender
- High-torque Pittman® motor
- 2 traction tires
- Fan-driven smoke unit
- Die-cast metal locomotive body, frame, pilot and trucks
- Die-cast metal tender body, frame, and trucks
- Separately applied metal details
- Accurate, separately applied builder's and trust plates
- Authentically detailed cab interior
- Glowing firebox in cab
- "Glass" in cab windows
- Engineer and fireman figures

Heavyweight Passenger Cars Features:

- Die-cast metal trucks and operating couplers
- Metal frame
- Painted bodies
- Authentically detailed interiors
- Opening doors
- Painted, seated figures
- Flexible diaphragms between cars
- Drumhead on observation car
- Minimum Radius: O-54
- Set length: 98"

(6-21787) \$1399.95



Detailed observation car deck



50th Anniversary Set

In 1950, the No. 2148WS Deluxe Pullman Set proved a thrilling achievement that capped the first fifty years of Lionel Trains. The set was touted as "the finest steam-type passenger set made!" This statement led us to ask what would this train set look like if it had been made a half century later. We believe that our answer would make Joshua Lionel Cowen proud. A new version of our scale-sized New York Central J3a Hudson featuring all-new Boxpok driving wheels and plated cylinder caps leads a legendary consist of Pullman Heavyweight cars complete with authentically detailed interiors. The all-new, updated Lionel 50th Anniversary Set brings a new standard to 21st century O gauge railroading.

Features:

- Set includes: J3a Hudson steam locomotive and tender, baggage car, 3 coaches, observation car


Locomotive features:


- TrainMaster Command Control—able to run in Command Control Mode or in Conventional Transformer Control Mode
- RailSounds sound system with CrewTalk communication, TowerCom announcement and DynaChuff synchronized chuffing
- Odyssey system for speed control
- Wireless Tether connection between locomotive and tender
- Directional lighting including operating headlight and operating tender back-up light
- ElectroCoupler on rear of tender
- Scale front coupler with interchangeable O gauge coupler
- High-torque Pittman motor with momentum flywheel
- Traction tires
- MagneTraction track gripping system
- All-new Boxpok driving wheels
- Puffing smoke unit
- Die-cast metal locomotive body, frame, pilot and trucks
- Die-cast metal tender body, frame and trucks
- Separately applied metal details
- Accurate separately applied builder's plates
- Authentically detailed interior
- Plated cylinder caps
- Flickering firebox in cab
- "Glass" in cab windows
- Engineer and fireman figures

Heavyweight Passenger Cars Feature:

- Die-cast metal trucks and operating couplers
 - Metal frame
 - Painted bodies
 - Authentically detailed interiors
 - Opening doors
 - Painted, seated figures
 - Drumhead on observation car
 - Minimum Radius: O-31
 - Locomotive length: approx. 24"
 - Passenger car length: approx. 19 1/4 "
 - Set Length: approx. 10'
- (6-31705) \$1499.95







Detailed interiors

Standard Gauge Tinplate Commodore Vanderbilt

In 1934, New York Central Hudson #5344 was fitted with a sheet metal shroud and became the first streamlined locomotive in America, dubbed the Commodore Vanderbilt. Almost immediately the locomotive's futuristic design made it a popular prototype for toy train and model makers. In 2002, the Commodore Vanderbilt returns to the rails. The locomotive is built from tough die-cast metal and features TrainMaster Command Control and the RailSounds sound system. The tinplate metal Pullman passenger cars have detailed lighted interiors with removable roofs for easy access.

Set includes: Commodore Vanderbilt locomotive and tender, Pullman heavyweight combination car, Pullman heavyweight coach, Pullman heavyweight observation car



**Locomotive features:**

- TrainMaster Command Control equipped—able to run in Command Control Mode or in Conventional Transformer Control Mode
- RailSounds sound system with CrewTalk communication, TowerCom announcement and DynaChuff synchronized chuffing
- Operating headlight
- Metal Standard Gauge couplers
- Dual high-torque Pittman® motors
- Fan-driven smoke unit
- Die-cast metal locomotive frame, trucks and body
- Tinplate metal tender frame, trucks and body
- Separately applied metal handrails
- Detailed cab interior
- Glowing firebox in cab

Passenger Car features:

- Tinplate metal frame, trucks and bodies
- Metal Standard Gauge couplers
- Authentically detailed interiors
- Lighted interior
- Removable roofs for interior access
- Standard Gauge
- Commodore Vanderbilt Length: approximately 8'

(6-13008) \$1799.95





Standard Gauge Tinplate Hiawatha

In 1935, the Milwaukee Road introduced an all-new streamlined passenger train capable of both dizzying speeds and luxurious service. The railroad dubbed this fast and fantastic train the Hiawatha. Relive the days when this colorful engine shot over the Twin Cities-Chicago run like the swiftest arrow. Imagine relaxing in the Tip-Top-Tap while the world outside whizzed by at over 100 miles an hour. Two powerful Pittman[®] motors power the shrouded 4-6-4 locomotive. Open the hinged roofs of the finely finished cars and see the intricately detailed, lighted interiors. For additional action, this set offers Trainmaster Command Control and the RailSounds sound system.

Set includes: Hiawatha Steam locomotive and tender, Tip-Top-Tap/Express Car, Coach Car, Diner Car, Beaver Tail Observation Car

Locomotive features:

- TrainMaster Command Control equipped—able to run in Command Control Mode or in Conventional Transformer Control Mode
- RailSounds sound system with CrewTalk communication, TowerCom announcement and DynaChuff synchronized chuffing
- Operating headlight and operating marker lights
- Metal Standard Gauge couplers
- Dual high-torque Pittman[®] motors
- Fan-driven smoke unit
- Die-cast metal locomotive frame
- Tinplate metal locomotive trucks
- Tinplate metal body with removable cowl that attaches via magnet
- Tinplate metal tender frame, trucks and body
- Metal stoker auger detail in tender
- Separately applied metal handrails
- Detailed cab interior
- Glowing firebox in cab

Passenger Car features:

- Tinplate metal frames, trucks and bodies
- Metal Standard Gauge couplers
- Authentically detailed interiors
- Lighted interiors
- Hinged roofs for interior access
- Standard Gauge
- Hiawatha Length: 11' 7 1/2"

[6-13004] \$2199.95



Removable streamlined cowling reveals boiler front beneath.



Realistic cab detailing and decoration



Hinged roofs allow access to detailed interiors







Traditional Steam Locomotives

Expand your ever-growing railroad empire with these value-priced, high-featured locomotives. Each negotiates around tight 0-27 curves. These locomotives are perfect complements for our introductory rolling stock and traditional rolling stock. For 2002, there are returning favorites such as the 4-4-2 and 4-6-4 Hudson wheel configurations as well as the all-new design, the 2-8-4 Berkshire. All feature puffing smoke and operating headlights. The 4-6-4 Hudson and the 2-8-4 Berkshire offer the added realism of the RailSounds sound system.



Matching caboose offered on page 61

Western Pacific 4-4-2 Steam Locomotive

Features:

- Transformer controlled forward, neutral and reverse operation
- Operating headlight
- Operating coupler on rear of tender
- Maintenance-free powerful motor
- Traction tire
- Puffing smoke unit
- Die-cast metal locomotive body with metal frame and trucks
- Durable tender with air whistle
- Minimum Radius: 0-27
- Length: 18 1/2"

[6-28612] \$99.95

Baltimore and Ohio 4-6-4 Hudson Steam Locomotive

Features:

- Transformer controlled forward, neutral and reverse operation
- RailSounds sound system with steam sounds, synchronized chuffing, crew announcement, brake squeal, steam whistle and bell
- Operating headlight
- Operating coupler on rear of tender
- Maintenance-free powerful motor
- 2 traction tires
- Puffing smoke unit
- Die-cast metal locomotive and tender bodies, metal frames and trucks
- Minimum Radius: 0-27
- Length: 19 1/2"

[6-28615] \$199.95



Matching caboose offered on page 61





NEW!



Matching caboose offered on page 61

2-8-4 Berkshire Steam Locomotives

Features:

- All-new design
- Transformer controlled forward, neutral and reverse operation
- RailSounds sound system with steam sounds, synchronized chuffing, crew announcement, brake squeal, steam whistle and bell
- Operating headlight
- Operating coupler on rear of tender
- Maintenance-free powerful motor
- 2 traction tires
- Puffing smoke unit
- Die-cast metal locomotive and tender bodies, metal frames and trucks
- Minimum Radius: 0-27
- Length: 19 1/2"



NEW!



(6-28616) **Nickel Plate Road** \$229.95

(6-28617) **Southern** \$229.95

Matching caboose offered on page 61



0-8-0 Steam Locomotives

Affectionately known as “yard goats”, the 0-8-0 steam locomotive could handle any switching task that a railroad had to offer. Although based on U.S.R.A. designs of the early twentieth century, these tough little engines lasted into the diesel era of the 1950s and 1960s. More 0-8-0 switchers were produced than any other design of the United States Railway Administration.

The scale-sized Lionel 0-8-0 steam locomotive features all-new tooling with many separately applied details. These engines run with the smooth power of the Odyssey System for speed control. Just imagine all that you can accomplish in your freight yard with the versatility of this TrainMaster Command controlled locomotive. Even the DynaChuff synchronized chuffing feature of the 0-8-0 locomotive’s RailSounds sound system was engineered to most accurately reflect a hard-working steam switcher, at four chuffs per revolution.

We are proud to offer our new 0-8-0 switchers with premium decoration in three classic road names. New York Central Class U switchers were ubiquitous in that system’s yards during the modern age of steam and beyond. The Chesapeake & Ohio acquired its Class C-14 0-8-0 switchers when it took over the lines of the Hocking Valley Railroad. Southern Railway locomotives were unmistakable and the beautiful striping on this Southern switcher is no exception.



- (6-28080) New York Central 0-8-0 \$649.95
- (6-28081) Chesapeake & Ohio 0-8-0 \$649.95
- (6-38016) Southern 0-8-0 \$649.95



Features:

- TrainMaster Command Control equipped—able to run in Command Control Mode or in Conventional Transformer Control Mode
 - RailSounds sound system with CrewTalk communication, TowerCom announcement and DynaChuff synchronized chuffing
 - Odyssey System for speed control
 - Directional lighting including operating headlight and operating back-up light on tender
 - 2 ElectroCouplers
 - Maintenance-free powerful motor with momentum flywheel
 - 1 Traction tire
 - Fan-driven smoke unit
 - Die-cast metal locomotive body, frame and pilot
 - Die-cast metal tender body, tender frame and tender trucks
 - Separately applied metal details
 - Accurate separately applied builder's plates
 - Detailed cab interior
 - Glowing firebox in cab
 - Lighted cab interior
 - "Glass" in cab windows
 - Engineer and fireman figures
- Minimum Radius: 0-31
 - Length: 19"



Southern Pacific Atlantic

Locomotive #3000 led a long life in the service of the Southern Pacific. The steamer was originally built around the turn of the century as an A-3 class and later rebuilt as an A-6 class by the SP at their Sacramento Shops in 1927. This workhorse spent its last years during the 1940s in the glorious red/orange livery of the SP's signature passenger service as it led the Sacramento Daylight, which connected to the famous San Joaquin Daylight at Lathrop, California.

Features:

- TrainMaster Command Control equipped—able to run in Command Control Mode or in Conventional Transformer Control Mode
- RailSounds sound system with CrewTalk communication, TowerCom announcement and DynaChuff synchronized chuffing
- Odyssey System for speed control
- Directional lighting featuring operating headlight, marker lights on locomotive and tender back-up light
- ElectroCoupler on rear of tender
- Scale front coupler
- Maintenance-free powerful motor with momentum flywheel
- 2 traction tires
- Puffing smoke unit
- Die-cast metal locomotive body, frame, pilot and trucks
- Die-cast metal tender body, frame and trucks
- Separately applied metal details
- Accurate, separately applied builder's plates
- Detailed cab interior
- Glowing firebox in cab
- Engineer and fireman figures
- Minimum Radius: 0-31
- Length: 18"

(6-28070) \$649.95

4-6-0 Ten-Wheelers

Bridging the power gap between the 4-4-2 Atlantic type and the 4-6-2 Pacific type, the 4-6-0 Ten-Wheeler maintained a niche in many railroad fleets around the country. Their versatility as both freight and passenger haulers kept them in service until the very last days of steam, some having careers of almost five decades long. Ten-Wheelers were dispatched to rescue stalled first-generation diesels on more than one railroad. The scale-sized Lionel 4-6-0 Ten-Wheeler offers authentic detail and operating features. Its 19 1/2" overall length makes it versatile for small or large layouts. The Ten-Wheeler will be available in two new western road names, Chicago & North Western and Frisco, along with New York Central, Virginian and Long Island Rail Road.





Features:

- TrainMaster Command Control equipped—able to run in both Command Control Mode or in Conventional Transformer Control Mode
- RailSounds sound system with CrewTalk communication, TowerCom announcement, and DynaChuff synchronized chuffing
- Odyssey System for speed control
- Operating headlight and operating marker lights on locomotive
- ElectroCoupler on rear of tender
- Scale front coupler with interchangeable O gauge coupler
- Maintenance-free powerful motor with momentum flywheel
- 2 traction tires
- Puffing smoke unit
- Die-cast metal locomotive body, frame, pilot and trucks
- Die-cast metal tender body, frame and trucks
- Separately applied metal details
- Accurate, separately applied builder's plates
- Authentically detailed cab interior
- Glowing firebox in cab
- Lighted cab interior
- "Glass" in cab windows
- Engineer and fireman figures
- Minimum Radius: 0-31
- Length: 19 1/2"




- (6-38042) **Chicago & North Western** \$649.95
- (6-38043) **Frisco** \$649.95
- (6-28098) **New York Central** \$649.95
- (6-38005) **Long Island Rail Road** \$649.95
- (6-38004) **Virginian** \$649.95



LionMaster Pennsylvania T-1 Duplex

As the next offering in our celebrated line of LionMaster O-31 locomotives, we are proud to present the Pennsylvania T-1! The original two prototypes of the T-1 were built during World War Two and passed vigorous inspections and performance tests with flying colors, prompting the Pennsylvania Railroad to order an additional fifty locomotives. However, once in road service the locomotives were plagued by operational and maintenance problems. Despite their short careers, the Pennsylvania T-1's futuristic form remains a favorite among railfans and model railroaders alike. The two prototypes were actually nicknamed "Buck Rogers" and "Flash Gordon" by the Pennsy men. It is hard to ignore the pure beauty of this locomotive, designed by the father of the GG-1 electric, Raymond Loewy.

Only Lionel know-how could bring this shark-nosed giant into the realm of smaller layouts with a sense of proportion that truly honors the style of the prototype. The new LionMaster Pennsylvania T-1 Duplex lives up to its predecessors, the already legendary LionMaster Challengers. This latest LionMaster locomotive comes equipped with the most popular features such as TrainMaster Command Control and the Odyssey System for speed control.



**Features:**

- TrainMaster Command Control equipped—able to run in Command Control Mode or in Conventional Transformer Control Mode
- RailSounds sound system with CrewTalk communication, TowerCom announcement and DynaChuff synchronized chuffing
- Odyssey System for speed control
- Wireless Tether connection between locomotive and tender
- Directional lighting including operating headlight, operating marker lights and back-up light on rear of tender
- ElectroCoupler on rear of tender
- Dual maintenance-free powerful motors with momentum flywheels
- 2 traction tires
- Fan-driven smoke unit
- Die-cast metal locomotive body, frame, pilot and trucks
- Die-cast metal tender body, frame, trucks
- Separately applied metal details
- Accurate separately applied builder's plates
- Lighted number boards
- Authentically detailed cab interior
- Glowing firebox in cab
- Lighted cab interior
- "Glass" in cab windows
- Engineer and fireman figures
- Minimum Radius: 0-31
- Length: 27"

(6-38020) \$699.95



Dreyfuss Hudson

Beginning in the roaring twenties, Henry Dreyfuss began a quest to redefine the consumer and industrial world of his time. His work ranged from flyswatters and radios to farm tractors and cruise ships. In the late 1930's, at age 34, the industrial designer received possibly his greatest challenge from the New York Central Railroad—merge the sleek aerodynamic form of an airplane with the utilitarian hard edges of a steam locomotive. NYC wanted to establish the style of the modern age; in a word “streamline.” Refining concepts from the earlier Commodore Vanderbilt, Dreyfuss gave the world an art deco icon—the Dreyfuss J3a Hudson. Instead of obscuring the locomotive's shape with a shroud, he chose to enhance it with a cowl that conformed tightly to the forms of the locomotive and tender. Running gear and other vital parts remained exposed for aesthetic balance and easier maintenance. Christened in 1938, this sleek new Hudson led the famed Twentieth Century Limited, which sped passengers between New York and Chicago in 16 hours, the fastest regular service of the time.

The scale-sized Lionel version pays tribute to this inspiration of locomotive design, and contains the best operating features such as Trainmaster Command control and RailSounds.


Features:

- TrainMaster Command Control equipped—able to run in Command Control Mode or in Conventional Transformer Control Mode
- RailSounds sound system with CrewTalk communication, TowerCom announcement and DynaChuff synchronized chuffing
- Odyssey System for speed control
- Wireless tether tender and locomotive communication system
- Directional lighting featuring an operating headlight and back-up light on rear of tender
- ElectroCoupler on rear of tender
- Scale drop front coupler with removable pilot cover and interchangeable O-gauge coupler
- High-torque Pittman® motor with momentum flywheel

- Magne-Traction track gripping system
- 2 traction tires
- Puffing smoke unit
- Die-cast metal locomotive body, frame and trucks
- Die-cast metal tender body, frame and trucks
- Separately applied metal details
- Accurate separately applied builder's plates and trust plates
- Authentically detailed interior
- Glowing firebox in cab
- Lighted cab interior
- “Glass” in cab windows
- Engineer and fireman figures

- Minimum radius: O-54
- Length: 24”

[6-28084] \$1049.95







Pennsylvania K4

As the words "New York Central" will conjure images of majestic Hudsons, "Pennsylvania Railroad" immediately manifests visions of gallant K4 Pacifics. The premier passenger locomotives of the Pennsylvania Railroad, K4 steamers kept pace with the larger locomotives of the competition for almost four decades. This fleet of 425 locomotives led the finest passenger consists of the day, such as the *Broadway Limited* and the *Nellie Bly*. The all-new Lionel Pennsylvania K4 Locomotive is unlike any other produced in O Gauge. This scale-sized locomotive features precise detail and performance—from accurate builder's plates and tender markings to a Wireless Tether connection and the Odyssey System for speed control.

For our prototypes we chose road numbers #1361 and #5385 and modeled the locomotives as they appeared during their peak years, through the 1930s into the 1940s. During that time, the locomotives maintained the classic, clean aesthetics of the early K4 Pacifics—slotted pilot, pilot deck mounted train control box, turbo-generator mounted atop the smokebox—while gaining some "modern" performance-enhancing components—power reverse, Standard HT stoker, and a tender designed by Pennsy's mechanical engineer extraordinaire, W. E. Kiesel, Jr.

Features:

- TrainMaster Command Control equipped—able to run in Command Control Mode or in Conventional Transformer Control Mode
- RailSounds sound system with CrewTalk communication, TowerCom announcement and DynaChuff synchronized chuffing
- Odyssey System for speed control
- Wireless Tether connection between locomotive and tender
- Operating headlight
- Operating marker lights on locomotive boiler, pilot and tender
- ElectroCoupler on rear of tender
- Scale front coupler with interchangeable O gauge coupler
- High-torque Pittman® motor with momentum flywheel
- 2 traction tires
- Fan-driven smoke unit
- All-new die-cast metal body, frame, pilot and trucks
- All-new die-cast tender body, frame and trucks
- Separately applied metal details
- Accurate separately applied builder's plates
- Authentically detailed cab interior
- Flickering firebox in cab
- Lighted cab interior
- "Glass" in cab windows
- Engineer and fireman figures
- Available in two different road numbers
- Minimum Radius: O-54
- Length: 25 1/2"

(6-38025) K4 #1361 \$1049.95

(6-38044) K4 #5385 \$1049.95

Norfolk & Western J Class 4-8-4 Steam Locomotive

The new Lionel N&W J Class locomotive not only pays tribute to the N&W J's status as a railroading legend, but lives up to its roots as a historic Lionel icon. After all, we introduced the N&W J to the model railroading world back in our 1957 catalog. In its latest incarnation, the new Lionel Norfolk & Western J class locomotive is the most spectacular version of this classic yet produced in O Gauge.

We studied historical photos, drawings and even paid a visit to the only surviving J, #611, down in Roanoke, VA. Our model, number 606, is scale-sized with an exceptional level of detail. We modeled the 606 as she appeared after WWII, streamlined with a smooth non-vented front shroud, spoked pilot wheels and a bell atop the boiler. The tender is as accurate as the locomotive with detailed Commonwealth trucks and a graceful arched deck. Our model includes separately applied builder's plates, locomotive classification plates on the steam chests and a tender classification plate on the rear of the tender. The shop serial number is taken from a Roanoke Shops roster and the tender number is as accurate as the N&W tender assignment sheet where it was found.



Features:

- TrainMaster Command Control equipped—able to run in Command Control Mode or in Conventional Transformer Control Mode
- RailSounds sound system with CrewTalk communication, TowerCom announcement, and Dyna-Chuff synchronized chuffing sounds and Multi-Whistle
- Odyssey System for speed control
- Wireless Tether connection between locomotive and tender
- Directional lighting including operating headlight, operating marker lights on locomotive and operating back-up light on rear of tender
- ElectroCoupler on rear of tender
- Swing-out scale front coupler with interchangeable O gauge coupler
- High-torque Pittman® motor with momentum flywheel
- 2 traction tires
- Spoked pilot truck wheels
- Fan-driven smoke unit
- Die-cast metal locomotive body, frame, pilot and trucks
- Die-cast metal tender body, frame and trucks
- Separately applied metal details
- Accurate, separately applied builder's and classification plates
- Authentic see-through boiler walkway
- Lighted number boards
- Variable ashpan glow
- Authentically detailed cab interior
- Flickering firebox glow in cab
- Lighted cab interior
- "Glass" in cab windows
- Engineer and fireman figures
- Minimum Radius: 0-54
- Length of locomotive and tender: 28"

(6-38026) \$1149.95


**Norfolk & Western
Auxiliary Water Tender**

Designed so that steam locomotives could travel longer distances without having to make water stops en route, auxiliary tenders played an important role in helping to reduce operating costs. The ever resourceful N&W built their auxiliary tenders from older, surplus locomotive tenders. The N&W Auxiliary Water Tender is the perfect add-on to the N&W J locomotive.

Features:

- TrainMaster Command Control equipped—able to operate in Command Control Mode or in Conventional Transformer Control Mode
- Directional lighting featuring operating tender back-up lights on both ends
- Die-cast metal operating couplers, featuring one ElectroCoupler on the rear of the tender
- Die-cast metal trucks, frame and body
- Minimum Radius: 0-31
- Length: 11"

(6-28088) \$249.95





Conrail U36B

Conrail acquired a team of General Electric U-boats from Auto-Train during the 1980s. The U36B diesels received a thorough rebuild and the bright blue and white livery of Conrail motive power. These dependable workhorses remained on the roster for many years. Its versatility and nearly ubiquitous roadname make the Conrail U36B appropriate for almost any layout.

Features:

- Transformer controlled forward, neutral, and reverse operation
- Operating diesel horn
- Operating headlights
- 2 operating couplers
- Maintenance-free powerful motor
- 2 traction tires
- Durable trucks and fuel tank
- Metal frame and handrails
- Durable, painted body
- Interior lighting
- Minimum Radius: 0-27
- Length: 14"

(6-28831) \$129.95



Santa Fe RS-3:

Used in branch-line freight and local passenger service along with yard switching, #2099 was an orphan, Santa Fe's only RS-3. The Santa Fe black and white "zebra stripe" livery has long been a favorite. A realistic diesel horn, operating couplers and operating headlights round out this tough "growler".

Features:

- Transformer controlled forward, neutral, and reverse operation
- Operating diesel horn
- Operating headlights
- 2 operating couplers
- Maintenance-free powerful motor
- 2 traction tires
- Durable construction
- Interior lighting
- Minimum Radius: 0-27
- Length: 14 1/2"

(6-28832) \$79.95

Lionel Track Cleaner

Need some O-Gauge M.o.W. help? The new Lionel Track Cleaner is ready to take on the toughest layout. Inspired by the Postwar classic as well as some never-completed designs found in our Archives, this new track cleaner uses dual rotating sponges. One is wet, fed by the track cleaning fluid reservoir. The other is dry and soaks up the excess. Fill the track cleaner's reservoir with your favorite track cleaning fluid (or ours from maintenance kit 6-62927), pull behind any locomotive or end of a train, and watch the track cleaner get the job done. The hefty die-cast frame and the mechanical rotating action of the scrubbers really do the trick! Each sponge is constructed of a dense, long-lasting material. When not in use, the Lionel Track Cleaner's unique "Maintenance of Way" appearance will look good on any siding, waiting for the call to action.

Features:

- Die-cast metal frame and couplers
- Durable, painted body
- Metal handrails
- On/off flow switch on side of track fluid reservoir
- 2 rotating replaceable sponges
- Minimum Radius: 0-27
- Length: 8"

(6-18461) \$129.95

Conceptual drawing shown



Hot Rod Inspection Vehicle

Got the need for speed? The Hot Rod Inspection Vehicle is just what you're looking for. Will you be going too fast to inspect the rails? Of course! Just remember to slow down enough to give everyone a closer look at the awesome flame graphics.

Features:

- Powerful Pullmor motor
- Operating headlights
- Metal frame
- Painted body
- Minimum Radius: 0-27
- Length: 7 1/2"

(6-18463) \$149.95



Union Pacific Rotary Snow Plow

Keep your mainline clear throughout the winter with the classic Rotary Snow Plow. Just like the real thing, this tough little engine is equipped with a rotating blade that really spins. Dressed in the silver and red Union Pacific livery, this engine is ready to eat its way through the highest O gauge snow bank!

Features:

- Transformer controlled forward, neutral, and reverse operation
- Powerful Pullmor motor
- Operating headlight
- Operating coupler on rear of unit
- Traction tire
- Die-cast metal frame
- Painted body with spinning plow blade
- Minimum Radius: 0-27
- Length: 8"

(6-18466) \$199.95




U.S. Army Transportation Corps GP-9m

We honor the men and women in uniform with the Lionel U.S. Army Transportation Corps GP-9m diesel locomotive. The Army modified their GP-9m diesels for rigorous special duty with a dynamic brake unit. Trust this U.S. Army "GeeP" to handle your toughest military consists.

Features:

- TrainMaster Command Control equipped—able to run in Command Control Mode or in Conventional Transformer Control Mode
- RailSounds sound system with CrewTalk communication and TowerCom announcements
- Directional lighting including operating headlight and marker lights
- 2 ElectroCouplers
- Powerful Pullmor motor
- Magne-Traction track gripping system
- Die-cast metal trucks, fuel tank and pilots



- Metal frame and handrails
- Authentic, durable body with dynamic brake unit
- Separately applied grab irons and bell
- Operating strobe light
- Interior lighting
- Minimum Radius: 0-27
- Length: 14"

(6-28535) \$379.95

Rock Island GP-7

Even freight locomotives looked good on "The Route of the Rockets." The Chicago, Rock Island & Pacific acquired over 100 EMD GP-7 diesels; many were painted in the classic red, black and white "Wings" livery. A regular fixture seen running along thousands of miles of track across the nation, the GP-7 holds a rugged and reliable place in railroading history. Offered with your favorite features such as TrainMaster Command Control and the RailSounds sound system.

Features:

- TrainMaster Command Control equipped—able to run in Command Control Mode or in Conventional Transformer Control Mode
- RailSounds sound system with CrewTalk communication and TowerCom announcements
- Directional lighting including operating headlight
- 2 ElectroCouplers
- Powerful Pullmor motor
- Magne-Traction track gripping system
- Die-cast metal trucks, fuel tank and pilots
- Metal frame and handrails
- Durable body
- Separately applied grab irons and ladders
- Lighted number boards
- Operating strobe light
- Lighted interior
- Minimum Radius: 0-27
- Length: 14"

(6-28536) \$379.95

GP-30 Diesel Locomotives

In July of 1961, General Motors' ElectroMotive Division introduced the diesel locomotive that would become one of the most famous models of second-generation motive power. This diesel proved to be the "Revolutionary" GP-30 that EMD's advertising had promised. Auto designers from the GM Technical Center in Warren, Michigan contributed to the locomotive's stylized roofline and streamlined features. With its unique carbody design, the 2,250 horsepower locomotive looked exceptionally different from all prior EMD models. Very popular with many railroads, the GP-30 remains a favorite of railfans and model railroaders today.

Lionel is proud to introduce our new GP-30 to O gauge railroading. Using top quality materials we bring you exceptional details such as metal sunshades, zinc alloy and stainless steel louver screens, brass fan hoods and die-cast eyebolts. Our designers have conveniently incorporated the RailSounds volume control knob into the side of the gas tank for easy access. The Blomberg trucks are newly tooled and were given the same attention to detail as the body including separate leaf spring and housing assemblies. Of course, this locomotive is equipped to perform reliably with features such as the Odyssey System for speed control, TrainMaster Command Control, dual motor power and bright LED headlights.

The Lionel GP-30 is offered in three major road names: Baltimore & Ohio, Reading and Rio Grande. The Rio Grande even features a prototypical nose mounted headlight.

Features:

- TrainMaster Command Control equipped—able to run in Command Control Mode and in Conventional Transformer Control Mode
- RailSounds sound system with CrewTalk communication and TowerCom announcements
- Odyssey System for speed control
- Directional lighting featuring LED headlights and operating marker lights
- 2 ElectroCouplers
- Dual maintenance-free powerful motors with flywheels
- 4 traction tires
- Fan-driven smoke unit
- Die-cast metal trucks, pilots and fuel tank
- Metal frame
- Durable body
- Separately applied metal details
- Detailed cab interior
- Interior lighting
- Engineer figures
- Minimum Radius: 0-31
- Length: 15"

(6-28815) **Baltimore & Ohio** \$399.95
 (6-28817) **Reading** \$399.95
 (6-28819) **Rio Grande** \$399.95



Dash 8 Diesel Locomotives

General Electric's Dash 8 series diesel locomotives see service in both freight and passenger operations. The Amtrak Dash 8-32BWH is a 3,200 horsepower version of the Dash 8 built specifically for that road's passenger fleet. It is the perfect choice to pull a set of our all-new Amtrak Superliners. The Dash 8-40BW remains a popular 4,000 horsepower freight hauler. Our Burlington Northern Santa Fe version shines in the Heritage II livery, a beautiful salute to the Great Northern glory days. Add a set of new BNSF rotary coupler equipped bathtub gondolas for an impressive coal consist.

Features:

- TrainMaster Command Control equipped—able to run in Command Control Mode or in Conventional Transformer Control Mode
- RailSounds sound system with CrewTalk communication and TowerCom announcements
- Odyssey System for speed control
- Directional lighting including LED headlights and marker lights
- 2 ElectroCouplers
- Dual maintenance-free powerful motors
- 4 traction tires
- Fan-driven smoke unit
- Die-cast metal pilot, trucks, and fuel tank
- Metal frame
- Durable body
- Separately applied metal details
- Operating ditch lights
- Lighted interior
- Engineer figure
- Minimum Radius: 0-31
- Length: 18"

(6-18290) **Amtrak** \$399.95
 (6-18291) **BNSF** \$399.95



See page 48



RS-11 Diesel Locomotives

As the growing demand for road switchers progressed in 1956, the American Locomotive Company answered with the RS-11. Alco's first engine to utilize the new "251 Vee" power plant, it delivered an impressive 1800 horsepower. The RS-11 remained in production until June of 1961, after 356 units had entered service. The Lionel RS-11 is offered in the Southern Pacific and Missouri Pacific liveries. Each locomotive features the power of dual motors equipped with the revolutionary Odyssey System for speed control.

Features:

- TrainMaster Command Control equipped—able to run in both Command Control Mode or in Conventional Transformer Control Mode
- RailSounds sound system with CrewTalk communication and TowerCom announcements
- Odyssey System for speed control
- Directional lighting including LED headlights and operating marker lights
- 2 ElectroCouplers
- Dual maintenance-free powerful motors with momentum flywheels
- 4 traction tires
- Fan-driven smoke unit
- Die-cast metal trucks, fuel tank and pilots
- Metal frame
- Durable body
- Separately applied metal details
- Lighted number boards
- Lighted cab interior
- Engineer figures
- Minimum Radius: 0-31
- Length: 14"

(6-28521) **Southern Pacific** \$399.95
 (6-28522) **Missouri Pacific** \$399.95





General Electric U-Boats

For 2002, Lionel offers two new liveries for our popular scale-sized U30C's and a newly detailed U28CG.

The U30C gained distinction as GE's best-selling member of the U-series. These 3,000 horsepower freighters gave their archrival, GM's ElectroMotive Division, a run for their money. The Delaware & Hudson U30's in their brilliant blue, gray and yellow livery fought the tough uphill grades of that railroad's Pennsylvania division, and won. The D & H U30C is only available at authorized Lionel Service Centers. The Chessie System only rostered 13 U30C's, but these locomotives still drew top assignments, especially in coal country.

Unlike the U30C's, the U28CG's were first destined for passenger service and were commissioned on only one railroad, the Atchison, Topeka and Santa Fe. Although the same in overall dimensions to a U30C, the U28CG had some distinct differences. It had a raised radiator section, scoop on its left side and steam generator equipment on its roof, which marked it as a passenger locomotive. Beginning in the mid-sixties, the Santa Fe used the U28CG to replace its fleet of aging F-units on its premier passenger trains.

Be sure to check out our all-new Santa Fe Superliner 4-packs. These intricately detailed cars are the perfect complement to this one-of-a-kind passenger locomotive.

Features:

- TrainMaster Command Control equipped—able to run in Command Control Mode or in Conventional Transformer Control Mode
- RailSounds sound system with CrewTalk communication and TowerCom announcements
- Odyssey System for speed control
- Directional lighting featuring LED headlights and operating marker lights
- 2 ElectroCouplers
- Dual maintenance-free powerful motors with flywheels
- 4 traction tires
- Fan-driven smoke unit
- Die-cast metal trucks, pilots and fuel tank
- Metal frame
- Durable body
- Separately applied metal details
- Separately applied radiator, scoop, and steam generator details on the U28CG
- Lighted number boards
- Lighted cab interior
- Engineer figures
- Minimum Radius: 0-31
- Length: 18"

- (6-28200) Delaware & Hudson U30C \$429.95
- (6-18292) Chessie System U30C \$429.95
- (6-18293) Santa Fe U28CG \$429.95





Santa Fe Superliners found on page 48



Norfolk Southern SD-60 and Alaska SD-70MAC Diesel Locomotives

Looking to modernize its locomotive fleet, Norfolk Southern purchased small orders of high-horsepower six-axle units. In 1984, EMD assembled four SD-60s for Norfolk Southern to test. The engines proved a big success. The railroad ended up purchasing 151 of these powerhouses.

Likewise demanding more power, the Alaska Railroad updated its fleet with EMD's SD-70MAC. Used to ship goods across the tundra, the SD-70MAC became a valuable arctic commodity in its own right.

Lionel is pleased to offer the scaled-size Norfolk Southern SD-60 and the Alaska SD-70MAC, blending authentic detail with dependable power. With the versatility of TrainMaster Command Control, these locomotives were built to run hard.

(6-18266) **Norfolk Southern SD-60** \$429.95
 (6-18294) **Alaska SD-70MAC** \$429.95

Features:

- TrainMaster Command Control equipped—able to run in Command Control Mode or in Conventional Transformer Control Mode
- RailSounds sound system with CrewTalk communication and TowerCom announcements
- Odyssey System for speed control
- Directional lighting featuring LED headlights and operating marker lights
- 2 ElectroCouplers
- Dual maintenance-free powerful motors with flywheels
- 4 traction tires
- Fan-driven smoke unit
- Die-cast metal trucks, pilots and fuel tank
- Metal frame
- Durable body
- Separately applied metal details
- Lighted number boards
- Operating ditch lights
- Lighted cab interior
- Engineer figures
- Minimum Radius: 0-31
- Length: 18"



See page 58



See page 48

SD-80MAC DIESEL LOCOMOTIVES

The SD80MAC remains one of the most extraordinary locomotives of the Conrail fleet. High-horsepower, high tractive effort locomotives were needed for hauling increased unit coal train traffic over the Pittsburgh and Boston Line. These coal trains often consisted of an almost endless string of Conrail Bathtub Gondolas. General Motors' Locomotive Group answered the call with a new 5,000 horsepower giant. The SD80MAC is capable of producing 185,000 lbs. of tractive force.

Lionel is pleased to offer three great versions of this scale-sized beast: the recognized blue post—Conrail break-up scheme with the P.R.R. markings that signified ownership by Norfolk Southern and the handsome CSX paint scheme that appears on the post—Conrail, CSX controlled SD80MAC diesels.

We have also included a locomotive born of the question—What if? What if the New York Central System had survived into present day operation? How would the classic livery of their diesel fleet have evolved into the era of modern railroading? With the NYC SD80MAC, we believe our answer is worthy of the Central. Add a set of New York Central Superliners and create a truly unique train.

Features:

- TrainMaster Command Control equipped—able to run in Command Control Mode or in Conventional Transformer Control Mode
- RailSounds sound system with CrewTalk communication and TowerCom announcements
- Odyssey System for speed control
- Directional Lighting including LED headlights and marker lights
- 2 ElectroCouplers
- Dual maintenance-free powerful motors with momentum flywheels
- 4 traction tires
- Fan-driven smoke unit
- Die-cast metal pilot, trucks, and fuel tank
- Metal frame
- Durable body
- Separately applied metal details
- Operating ditch lights
- Lighted interior
- Engineer figures
- Minimum Radius: 0-31
- Length: 17 1/4"

- (6-18295) **Conrail SD-80MAC** \$429.95
- (6-18296) **CSX SD-80MAC** \$429.95
- (6-18297) **New York Central SD-80MAC** \$429.95

SD-40-2 DIESEL LOCOMOTIVES

The SD-40-2 diesel ranks as one of the most popular locomotives ever to come out of General Motors' ElectroMotive Division. For 2002, we proudly offer this locomotive in two very exciting new road names.

UP Desert Victory SD-40-2

On February 27th, 1991 a 392,000-pound tribute was paid by the Union Pacific Railroad to the American troops serving in the Persian Gulf War. UP 3593, an EMD SD-40-2, rolled out of the North Little Rock shops in full desert camouflage dress. Union Pacific railroad employees had repainted the SD-40-2 as a symbol of their support for fellow workers called to active duty for the Persian Gulf War. Dedicated less than 12 hours before the cease-fire was announced, it was hailed as "Desert Victory" by UP railroaders. Our SD-40-2 is prototypically modeled after UP's 3593, right down to the intricate camouflage patterns.

CP Rail System SD-40-2

The CP Rail System SD-40-2 features a paint scheme that's sure to please Canadian and American railfans alike. In the early 1990s the railway expanded into the U.S., acquiring new rail interests. The word "System" was added to "CP Rail" along with the dual flag herald, signifying the railway's growing North American network. Lionel commemorates this historic international paint scheme with this special diesel locomotive.

Features:

- TrainMaster Command Control equipped—able to run in Command Control Mode or in Traditional Transformer Control Mode
- RailSounds sound system with CrewTalk communication and TowerCom announcements

- Odyssey System for speed control
- Directional Lighting including LED headlights and marker lights
- 2 ElectroCouplers
- Dual maintenance-free powerful motors with momentum flywheels
- 4 traction tires
- Fan-driven smoke unit
- Die-cast metal pilot, trucks, and fuel tank
- Metal frame
- Durable body
- Separately applied metal details
- Lighted interior
- Engineer figures

(6-18298) **UP Desert Victory** \$429.95
 (6-18299) **CP Rail System** \$429.95





Blue Comet Heavyweight 2-Pack

Introducing another movement for the "Symphony in Blue," the luxurious New Jersey Central Blue Comet! Complement your Blue Comet Passenger Set (no. 6-21787 found on page 15) with a new coach, "Tuttle," and new combination car, "Halley." These cars feature realistic, detailed and painted interiors with passenger figures.

2-pack includes:

- Combination car "Halley" and coach "Tuttle"


Features:

- Die-cast metal trucks and operating couplers
- Metal frames
- Painted bodies
- Authentically detailed interiors
- Interior lighting
- Passenger figures
- Opening doors
- Flexible diaphragms between cars
- Minimum Radius: 0-54
- Single car length: approx. 19"
- 2-pack Length: approx. 38"

(6-39082) \$229.95



see page 15



Aluminum StationSounds Cars

"Watch your step, ma'am. Watch your step," warns the conductor as he greets the boarding passengers. Imagine the conductor checking his pocket watch and glancing up and down the platform before yelling, "All aboard!"

Listen for the arrival and departure messages, boarding calls, and even enroute announcements that resonate from your StationSounds Car. Dressed in the same livery and built from the same extruded aluminum bodies as the original sets, these cars bring the passenger consists to life.

Features:

- StationSounds sound system
- Die-cast metal trucks and operating couplers
- Railsounds
- Extruded aluminum bodies
- Passenger silhouettes
- Interior lighting
- Minimum Radius: 0-31
- Length: approx. 15"



(6-39197)

Canadian Pacific \$269.95

(6-39198)

Pennsylvania Congressional \$269.95



Baggage Car

Dining Car



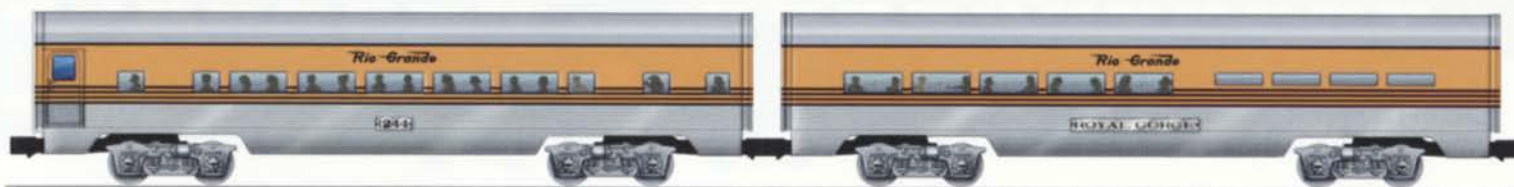
Baggage Car

Observation Car



Baggage Car

Dining Car



Coach

Dining Car



Coach

Dining Car

Aluminum Passenger Car 2-Packs

These magnificent cars feature real extruded aluminum bodies and rich decoration, making them some of the most exquisite rolling stock on three rails. The Union Pacific 2-pack features the added realism of detailed interiors.

Features:

- Die-cast metal trucks and operating couplers
- Metal frames
- Extruded aluminum bodies
- Passenger silhouettes on Congressional, NP, WP and Rio Grande
- Union Pacific features authentically detailed interiors including passenger figures
- Interior lighting
- Minimum Radius: 0-31
- Single Car Length: approx. 15"
- 2-pack Length: approx. 30"

(6-39154)	Congressional	\$199.95
(6-39179)	Northern Pacific	\$199.95
(6-39182)	Western Pacific	\$199.95
(6-39185)	Rio Grande	\$199.95
(6-39194)	Union Pacific	\$249.95

PASSENGER CARS

Superliners

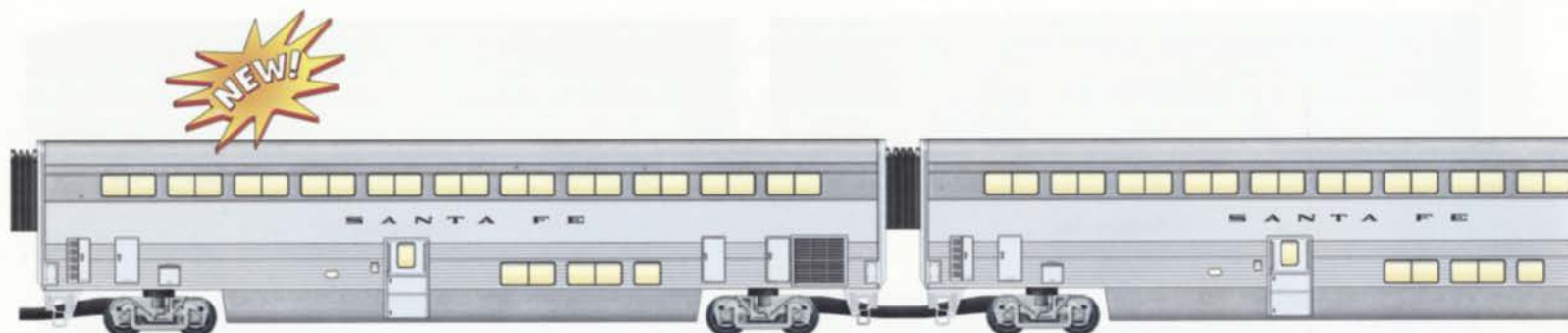
Ever since the original "high levels" went to work with the famous Santa Fe El Capitan in the 1950's, Superliners have played a major role in passenger service. Amtrak would later adopt these towering cars, mainly using them for long distance trains west of Chicago.

The Lionel Superliners are rich in detail, inside and out. We studied real car plans and builder's photos. The extruded aluminum bodies feature illuminated number boards and brake indicators, separately applied window frames, and accurate warning stencils. The red warning lights on the cars' ends are operated by a selection switch that allows you to choose which end's red warning lights are lit. The trucks even feature rotating bearing caps just like the real thing. Peer inside, and you will find one of the most detailed passenger car interiors in model railroading. Each seat is applied separately, equipped with meticulous details such as the ashtray and reclining button. Even the ceiling features accurate details. Every aspect of the all-new Superliner interiors honors the prototype, right down to the trash receptacles!

The new Superliner Passenger car 4-packs are offered in three road names. Each road name features a corresponding separate sale locomotive that pulled (or in the case of New York Central, might have pulled) these magnificent cars. Check the diesel locomotive section of this catalog.

The Amtrak Superliners are pulled by a mighty Dash 8. The iconic Santa Fe are hauled by the one-of-a-kind GE U28CG. Imagine what might have been with a set of New York Central Superliners behind a "Lightning Stripe" clad NYC SD-80.


Each set includes four Superliner coaches.



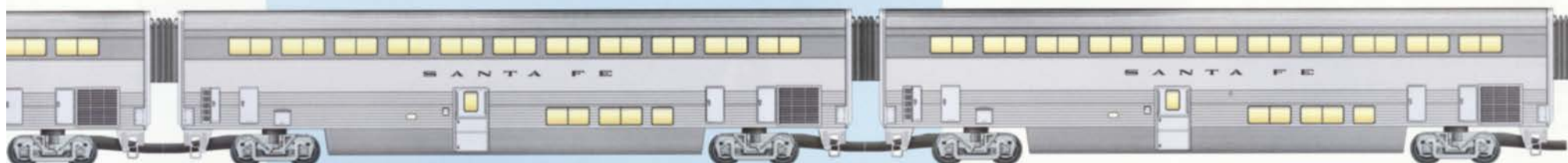
Features:

- Die-cast metal sprung trucks with hidden uncoupling tab and rotating bearing caps
- Die-cast metal realistic operating couplers
- Metal frame
- Extruded aluminum bodies
- All-new authentically detailed interiors
- Interior lighting
- Selectable red warning lights
- Passenger figures
- Operating metal and cloth diaphragms between cars
- Minimum Radius: 0-42
- Single Car Length: approx. 18"


(6-39124) Amtrak Superliner 4-Pack \$499.95
 (6-39129) Santa Fe Superliner 4-Pack \$499.95
 (6-15300) New York Central Superliner 4-Pack \$499.95



Amtrak Dash 8 found on page 40



Santa Fe U28CG found on page 43



New York Central SD-80 found on page 44

STANDARD O ROLLING STOCK

Standard O Rolling Stock

Lionel Standard O rolling stock is scale-sized and inspired by the designs of famous freight car companies like ACF and Pullman-Standard. Each car is loaded with sharply engraved and separately applied details. Even the tiny type of warning stencils is crisp and clear. Every piece of Standard O rolling stock is built tough to perform a lifetime of O gauge service.

In 2002, some Standard O favorites are offered in distinctive, new liveries.

Standard O Hoppers Feature:

- Die-cast metal sprung trucks and operating couplers
- Painted bodies
- Metal brake wheels
- Opening roof hatches (on Cylindrical Hopper only)

Chessie System 2-Bay Standard O Hopper

- Minimum Radius: O-27
- Length: 9"

(6-17017) \$44.95

Great Northern 3-Bay Standard O Hopper

- Minimum Radius: O-27
- Length: 11 1/2"

(6-17174) \$44.95

Cylindrical Standard O Hoppers

- Minimum Radius: O-27
- Length: 13"

CP Rail Cylindrical Standard O Hopper

(6-17172) \$49.95

Government of Canada Cylindrical Standard O Hopper

(6-17173) \$49.95



Ontario Northland Modern Boxcar

Features:

- Die-cast metal sprung trucks and operating couplers
- Painted body
- Opening doors
- Metal brake wheel
- Minimum Radius: O-31
- Length: 13 3/4"

(6-17279) \$59.95




Santa Fe Double Door Boxcar with Automobile Frames

Features:

- Die-cast metal sprung trucks and operating couplers
- Painted body
- Opening doors
- Two stacks of auto frames inside car
- Metal brake wheel
- Minimum Radius: O-31
- Length: 13 3/4"

(6-17280) \$64.95



Pennsylvania Railroad Flat Car with Maintenance of Way Pick-up Trucks

Features:

- Die-cast metal sprung trucks and operating couplers
- Painted body
- 2 Die-cast metal 1953 Ford F-100 Pick-up Trucks
- Minimum Radius: O-27
- Length: 11 1/8"

(6-17568) \$69.95



STANDARD O ROLLING STOCK

PS-5 Gondolas

Modeled after the famous Pullman-Standard PS-5 gondolas, these scale-sized freight cars are authentically detailed. Each gondola features separately applied brake rigging and ladder rungs, operating drop ends, and full interior detail, including tie downs, floor planks, and corrugated door panels. The cars also feature newly designed die-cast metal trucks and realistic operating couplers. These all-new knuckle couplers smoothly operate magnetically and manually without hanging "trigger discs", allowing for a more prototypical appearance. The new Lionel PS-5 Gondola is available in four road names.

Features:

- All-new die-cast metal sprung trucks
- All-new die-cast metal realistic operating couplers
- Painted bodies
- Opening drop ends
- Separately applied metal details
- Minimum Radius: 0-31
- Length: 14 3/4"

- (6-17414) **Nickel Plate Gondola** \$44.95
(6-17415) **Frisco Gondola** \$44.95
(6-17425) **Western Maryland Gondola** \$44.95
(6-17426) **Maine Central Gondola** \$44.95





ACF 40 ton Stock Cars

These scale-sized stock cars are rich in detail, including separately applied ladders, placards, brake rigging, and catwalks. Note the metal chain at the handbrake and detailed cattle figures inside each car. These stock cars are based on the design of the American Car and Foundry 40 ton stock cars which were very popular with many livestock shippers. The all-new die-cast metal sprung trucks and operating couplers enhance both performance and appearance. The Lionel ACF 40 ton stock cars are outfitted in the liveries of the Union Pacific, Canadian Pacific, New York Central, and Rio Grande Railroads.

Features:

- All-new die-cast metal sprung trucks
- All-new die-cast metal realistic couplers
- Die-cast metal frames
- Painted bodies
- Opening doors
- Separately applied metal details
- 4 durable cow figures
- Minimum Radius: O-27
- Length: 11 1/8"

- (6-17700) **Union Pacific Stock Car** \$54.95
 (6-17701) **Rio Grande Stock Car** \$54.95
 (6-17702) **Canadian Pacific Stock Car** \$54.95
 (6-17703) **New York Central Stock Car** \$54.95



PS-2CD 4427 Hoppers

The PS-2 was the first standardized covered hopper in the industry and the first equipped with the 40 x 2-foot trough hatch, in place of conventional individual hatches. Along with this uninterrupted loading feature, these cars also have center discharge outlets for fast unloading of three interior compartments. The cars were produced through the late sixties when Pullman Standard went out of business. Some PS-2 hoppers are still in service today. Our scale-sized PS-2's feature many authentically intricate yet durable separately applied details. The all-new die-cast metal sprung trucks and realistic operating couplers are of a new design that most accurately reflect the prototype. The Lionel PS-2 Hoppers are available in four road names.

Features:

- All-new die-cast metal sprung trucks
- All-new die-cast metal realistic operating couplers
- Painted bodies
- Metal brake wheel and brake wheel chain
- Etched metal catwalk and other separately applied details
- Minimum Radius: 0-31
- Length: 12 1/2"

(6-17175) **Illinois Central** \$54.95

(6-17176) **Cargill** \$54.95

(6-17177) **PS-2 Demonstrator** \$54.95

(6-17178) **Santa Fe** \$54.95



PS-1 Boxcars

Lionel now offers the freight car that launched an entire series and set the benchmark for standardized rolling stock, the Pullman-Standard PS-1 Boxcar. Over 100,000 had entered service by 1962 for 78 railroads and other private carriers. Our O gauge, scale-sized version of this rolling stock classic features many separately applied and durable details, such as etched metal catwalks. The all-new die-cast metal sprung trucks and realistic operating couplers allow for magnetic operation without the hanging "thumbtack" to interfere with the prototypical look of the car. The Lionel PS-1 Boxcars come outfitted in four popular road names.

Features:

- All-new die-cast metal sprung trucks
- All-new die-cast metal realistic operating couplers
- Die-cast metal under-frame detail
- Painted bodies
- Opening doors
- Metal brake wheel and brake wheel chain
- Etched metal catwalk and other separately applied details
- Minimum Radius: O-31
- Length: 12"

(6-17275) **New York Central** \$54.95
 (6-17276) **SSW (Cotton Belt)** \$54.95
 (6-17277) **Denver & Rio Grande Western** \$54.95
 (6-17278) **Western Pacific** \$54.95



General American Milk Cars

Built by the General American Car Company in the early 1900s, some milk cars saw service through the late 1950s. These cars contained twin glass-lined tanks to keep milk around a cool 38 degrees Fahrenheit during transport. Not only relegated to freight consists, milk cars frequently ran in passenger trains. Milk cars rode on passenger car trucks and were often painted Pullman green to match the color of the most common passenger cars of the day. The new scale-sized Lionel General American Milk Cars feature removable roofs and accurate details throughout.

These cars also feature the prototypical look of our new realistic operating couplers.





Features:

- All-new die-cast metal passenger-style sprung trucks
- All-new die-cast metal realistic operating couplers
- Die-cast metal under-frame detail
- Die-cast metal sprung buffers
- Painted bodies
- Opening doors
- Removable roof
- Interior milk tanks
- Metal brake wheel and brake wheel chain
- Separately applied details

(6-17331) **Hoods** \$59.95

(6-17332) **Pfaudler** \$59.95

(6-17334) **REA** \$59.95

(6-17335) **New Haven** \$59.95



Bathtub Gondolas

The amazing bathtub gondolas are back, featuring two new popular road names as well as sequentially numbered add-on cars for last year's CSX and BN 3-packs. Both the Burlington Northern Santa Fe and Conrail made extensive use of these cars in their unit coal trains. Although both were based on the Johnstown America design, the Conrail gondolas used special corrosion resistant steel in their construction. Both make use of rotary couplers to aid in unloading long coal trains. The new 3-packs make handsome companions to the new BNSF Dash 8 or a new Conrail SD80MAC found on pages 40 and 44 respectively.

All Lionel Bathtub Gondolas feature our revolutionary rotary coupler (patent pending), which allows these cars to perform in O gauge the same way that they perform in real-life. Designed for use with the Lionel Rotary Coal Tipple, these cars allow you to unload a unit coal train just like the nation's biggest carriers. You can unload your entire train without ever uncoupling the gondolas.

Features:

- Each 3-pack set includes one double rotary coupler car and two single rotary coupler cars
- Single unit add-on cars are single rotary coupler equipped, sequentially numbered to match their existing 3-packs
- Die-cast metal sprung trucks and operating rotary couplers
- Painted bodies
- Metal brake wheels
- Minimum Radius: O-31
- Single Car Length: 11 3/4" each
- 3-pack Overall Length: approx. 35 1/4"

- (6-17427) **CSX Single Unit Add-on** \$49.95
 (6-17428) **Burlington Northern Single Unit Add-on** \$49.95
 (6-17429) **Conrail 3-pack** \$149.95
 (6-17433) **BNSF 3-pack** \$149.95





Skeleton Log Cars

Referred to as "skeleton" log cars because of their bare bones appearance and functionality, these cars are a staple of the logging industry. Their simple design allows for the transport of massive logs over rough terrain with minimal maintenance. Our skeleton log cars feature die-cast metal construction with accurate undercarriage brake detailing. The West Side Lumber Skeleton Log Car 3-Pack #2 and the Western Maryland Skeleton Log Car 3-Pack #2 are sequentially numbered to add-on to the existing 3-packs offered in Classic II 2001. The West Side Lumber and Western Maryland Skeleton Log Cars complement the Lionel Shay locomotives.

Features:

- Die-cast metal sprung trucks, operating couplers and bodies
- Authentically detailed brake rigging and air cylinder
- Realistic log attached to each car with two metal chains and elastic bands
- Minimum Radius: 0-31
- Single Car Length: 9"
- 3-pack Length: approx. 27"

(6-29415) **Western Maryland 3-Pack #2** \$124.95

(6-29419) **West Side Lumber 3-Pack #2** \$124.95

Pacific Fruit Express Reefer 6-Pack #2

Extra-long strings of PFE reefers were common loads for the Challenger and Big Boy steam locomotives of the Union Pacific. Add on to the first PFE Reefer 6-pack offered in Classic II 2001, with six more sequentially numbered PFE reefers.

Features:

- Die-cast metal sprung trucks, operating couplers, and frames
- Painted bodies
- Opening plug doors
- Minimum Radius: 0-27
- Single Car Length: 11" each
- 6-pack Length: approx. 66"

(6-11851) \$279.95



INTRO TO O GAUGE ROLLING STOCK

Intro to O Gauge Rolling Stock

Once you own a Lionel train set, take the next step with this introductory O Gauge Rolling Stock! This affordable collection of cars can negotiate the tight curves of a small loop of track, and offers the next logical extension to your O-27 train sets. Building a railroad empire doesn't have to break the bank.

Features:

- Durable construction
- Operating couplers
- Metal brake wheels
- Metal hand rails on the tank car
- Two removable canisters on the gondola
- Opening doors on boxcar
- Minimum Radius: O-27
- Length: Hopper 9", Gondola and tank car 10", Boxcar 10 1/4"

(6-16460)	Reading 2-Bay Hopper	\$24.95
(6-26019)	Alaska Gondola	\$24.95
(6-26131)	Santa Fe Tank Car	\$24.95
(6-36242)	Erie Lackawanna Boxcar	\$24.95



Caboosees

These cabooses are the ideal complement to the Traditional Locomotives found on pages 22-23. Available in four popular road names. All feature the added realism of interior lighting.

Features:

- Durable construction
- Die-cast metal trucks
- Operating couplers
- Interior lighting
- Minimum Radius: O-27
- Length: 7 1/8"

- (6-26566) **Western Pacific** \$34.95
 (6-26570) **Baltimore & Ohio** \$34.95
 (6-26568) **Nickel Plate Road** \$34.95
 (6-26569) **Southern** \$34.95



see page 22



see page 22



see page 23



see page 23

TRADITIONAL ROLLING STOCK

I Love Boxcars

The next installment of this popular series includes colorful cars celebrating the states of Connecticut, West Virginia, Delaware and Maryland.

Features:

- Die-cast metal sprung trucks
- Metal frame
- Durable body
- Opening doors
- Metal brake wheels
- Minimum Radius: 0-27
- Length: 10 1/4"

(6-29906) I Love Connecticut Boxcar \$44.95
(6-29907) I Love West Virginia Boxcar \$44.95
(6-29908) I Love Delaware Boxcar \$44.95
(6-29909) I Love Maryland Boxcar \$44.95





6464 Archive Boxcar 3-pack

No 6464 Boxcar collection is complete without this next installment of our Archive 6464 Boxcar series. These cars were designed and assigned 6464 numbers, but were never produced. This new 3-pack features 6464-550 Monon, 6464-575 Tidewater Southern and 6464-600 Southern Pacific.

Features:

- Die-cast metal sprung trucks
- Metal frames
- Durable bodies
- Opening doors
- Metal brake wheels
- Minimum Radius: 0-27
- Length: 10 1/4"

(6-39223) \$114.95

Teddy Bear Centennial Boxcar

In 2002, the lovable American icon, the teddy bear, will celebrate its 100th birthday. Originally designed to honor President Theodore "Teddy" Roosevelt, the teddy bear has remained a staple of American childhood almost as long as we have.

Features:

- Die-cast sprung trucks
- Metal frame
- Durable body
- Opening doors
- Metal brake wheel
- Minimum Radius: 0-27
- Length: 10 1/4"

(6-36244) \$44.95



TRADITIONAL ROLLING STOCK

Flat Cars and Trailers

These cars perform double duty, with removable long-haul trailers and rugged flat cars. Choose from Canadian National Railroad with its single square semi trailer or the Pacific Fruit Express with dual round-nose 20' trailers.

Canadian National Flatcar with Trailer Features:

- Die-cast metal sprung trucks and operating couplers
- Durable body
- Metal brake wheel
- Trailer with metal frame and durable body
- Length: 11 1/8"

(6-26021) \$44.95

Pacific Fruit Express Flatcar with Trailers Features:

- Die-cast metal sprung trucks and operating couplers
- Durable body
- Metal brake wheel
- Two trailers, plates and bumper assemblies
- Length: 11 1/8"

(6-26022) \$44.95

Union Pacific Single Dome Tank Car

Features:

- Die-cast metal sprung trucks and operating couplers
- Durable frame and body
- Metal brake wheel
- Length: 10"

(6-26132) \$49.95



Tootsie Roll Single Dome Tank Car

Created from the same recipe for over 100 years, the Tootsie Roll stands as America's first wrapped penny candy. If you missed it the first time around, you can now add a wonderful piece of Americana to your rolling stock collection with this classic tank car.

Features:

- Die-cast metal sprung trucks and operating couplers
- Durable frame and painted body
- Metal brake wheel
- Length: 10"

(6-26133) \$49.95



©2002 Tootsie Roll Industries, Inc.

Sherwin-Williams Vat Car

The Sherwin-Williams Company began producing paints for horse-drawn carriages and railway equipment in 1866. Today the company is a global leader in the production of paints and chemical coatings. The Sherwin-Williams Vat Car features four paint vats, each decorated with the company's classic logos.

Features:

- Die-cast metal sprung trucks and operating couplers
- Metal frame
- Durable body
- Metal brake wheel
- Four vats
- Length: 11"

(6-29411) \$49.95





TABASCO® Brand Vat Car

It doesn't get much hotter than this! McIlhenny Company has been making its famous hot sauce since 1868 on Avery Island in Louisiana. A true American original, TABASCO® brand Pepper Sauce is made using virtually the same patented process that Edmund McIlhenny developed over 130 years ago. Famous TABASCO® brand logos emblazon each of the four colorful vats of this car.

The TABASCO® marks, bottle and label designs are registered trademarks and service marks exclusively of and licensed by McIlhenny Company, Avery Island, LA 70513

Features:

- Die-cast metal sprung trucks and operating couplers
- Metal frame
- Durable body
- Metal brake wheel
- Four vats
- Length: 11"

(6-29412) \$49.95

Alien Suspension Car

Are we alone in the universe? Here is your chance to find out. Recently retrieved from an undisclosed crash site, these specimens are bound for a top-secret research facility. The two alien beings appear to "float" inside the car! For even more extraterrestrial fun, the Alien Suspension Car can be added to the Area 51 Alien Recovery Train found on page 6.

Features:

- Die-cast metal sprung trucks and operating couplers
- Metal frame
- Durable body
- Metal brake wheel
- Two alien figures
- Length: 10 1/4"

(6-19681) \$54.95

Flat Car with US Army Boat

Ready your amphibious forces with this special U.S. Army motorboat and flatcar. The boat detaches for water reconnaissance maneuvers.

Features:

- Die-cast metal sprung trucks and operating couplers
- Durable body
- Metal brake wheel
- Painted, detailed motorboat
- Length: 11"

(6-26027) \$44.95

Airex Boat Loader

Celebrate the classic tackle company Airex, a one-time Lionel brand, with this exciting boat loader, featuring four painted boats ready for seasons of fishing and fun!

Features:

- Die-cast metal sprung trucks and operating couplers
- Durable body
- Metal brake wheel
- Four durable, painted boats
- Length: 10 3/4"

(6-29413) \$59.95

TRADITIONAL OPERATING CARS



U.S. Army Bunk Car

The bunk car provides shelter for the soldiers of the Transportation Corps assigned to rail duty. The army green deco scheme matches other Lionel U.S. Army rolling stock, such as the U.S. Army flat car with boat found on page 65. This car is ready for action, equipped with an operating smoke unit and interior lighting.

Features:

- Die-cast metal trucks and operating couplers
- Durable construction
- Operating smoke unit
- Interior lighting
- Minimum Radius: O-27
- Length: 11 1/4"

(6-19678) \$54.95

Operating Parade Car

Strike up the band! The operating parade celebrates small town Americana. Watch as the parade inside this unique car progresses down the street, complete with a marching band and parade floats.

Features:

- Die-cast trucks and operating couplers
- Metal frame
- Durable construction
- Interior lighting
- Endless animation while the car is in motion
- Minimum Radius: O-27
- Length: 10 1/4"

(6-26786) \$54.95

Burlington Operating Hopper

The Lionel Operating Hopper is back. Use the 397 Coal Loader or the American Flyer Seaboard Coaler (both available separately) to load it. Position your switcher locomotive to push the hopper up the 456R Operating Coal Ramp (available separately), and empty the coal by remote control through the hatches on the bottom of the car—just like the real thing!

Features:

- Die-cast metal sprung trucks and operating couplers
- Durable construction
- Operating hatches
- Minimum Radius: O-27
- Length: 8 1/2"

(6-26779) \$44.95

Lenny the Lion Bobbing Head Car

It's Lenny the lion! Introduce your children or grandchildren to your old friend, Lenny. Young and old alike, everyone will enjoy watching as Lenny's head bobs up and down through the opening in the roof.

Features:

- Die-cast metal trucks and operating couplers
- Durable construction
- Bobbing Lenny the Lion head
- Minimum Radius: O-27
- Length: 10 1/4"

(6-26782) \$49.95

Monday Night Football 2-Pack

The gridiron meets the high iron with this exciting 2-pack. Watch in amazement as the television car zooms by. The camera rotates to capture all the action as the technician monitors the game on his illuminated screen. The ABC Sports crew rushes to the game in style, complete with their Monday Night Football trailer in tow.

Features:

- Die-cast metal trucks and operating couplers
- Durable construction
- Rotating camera and light bank on television car
- Illuminated screen on television car
- Technician and cameraman figures on television car
- Removable semi-trailer on flat car
- Minimum Radius: O-27
- Set length: 17 1/2"

Set includes: 1 operating television car and 1 flatcar with a Monday Night Football trailer.

(6-21783) \$84.95

Union Pacific Animated Gondola

A masked bandit has boarded a Union Pacific gondola bound for the banks of the big city from the gold mines of the California mountains. An angry miner has discovered the varmint and chases him 'round and 'round the gondola's valuable load. The Union Pacific animated gondola provides an action-packed add-on to the Great Train Robbery Adventure set found on page 6.

Features:

- Matches the Great Train Robbery set
- Die-cut metal sprung trucks and operating couplers
- Durable construction
- Gold miner chases bandit around gondola during operation
- Minimum Radius: O-27
- Length: 10 1/2"

(6-26791) \$54.95



Priority Mail Operating Boxcar

The U.S. Postal Service has a long history of using the rails to deliver America's important letters and packages. This car features the instantly recognizable logo of Priority Mail. At the touch of a button (uncoupling or remote-control track required), the diligent clerk unloads the day's mail.

Features:

- Die-cast metal sprung trucks and operating couplers

- Metal frame and brake wheel
- Durable construction
- Mail clerk figure with detachable mailbag
- Requires O-27 uncoupling track (6-65149), O-27 remote control track (6-12746) or O gauge remote control track (6-65530), not included
- Minimum Radius: O-27
- Length: 10 7/8"

(6-26766) \$64.95



Trademarks and copyrights used herein are properties of the United States Postal Service and are used under license to Lionel, LLC. All rights reserved.

Flat Car with Power Boat

Leave the competition behind with this wild offshore racer! Strapped to a flat car, the Highball is on its way to the races. With batteries (not included) installed in the boat, the motorized propeller will actually spin! Make some waves on your layout or in the bathtub today!

Features:

- Die-cast metal sprung trucks and operating couplers
- Durable construction
- Battery-powered boat with cradle
- Minimum Radius: O-27
- Length: 10 3/4"

(6-26785) \$49.95



AEC Security Caboose

Armed with roof-mounted guns and equipped with a rotating searchlight, this glow-in-the-dark AEC Security Caboose is ready to patrol your nuclear power facilities and accompanying shipments of radioactive materials anywhere on your layout.

Features:

- Die cast metal trucks and operating couplers
- Durable construction
- Rotating, operating searchlight
- Minimum Radius: O-27
- Length: 10 1/2"

(6-36718) \$59.95



Erie Jumping Hobo Car

With a railroad bull hot on his heels, a hobo desperately runs to catch the last fast freight out of town. The hobo appears to run next to the speeding boxcar, ready to catch a free ride. With a little help from the track side accessory, the hobo actually leaps into the car, narrowly avoiding the railroad police.

Features:

- Die-cast metal sprung trucks and operating couplers
- Durable construction
- Hobo and policeman figures included
- Jumping mechanism and trigger that attaches to track
- Minimum Radius: O-27
- Length: 10 1/2"

(6-26787) \$59.95





6556 MKT Stock Car

The Katy serves the West! Once again, the MKT stock car is ready to transport livestock across the expansive prairies of the west. Bring this classic stock car to your layout today!

Features:

- Durable body
- Metal frame
- Die-cast metal sprung trucks
- Minimum Radius: 0-27
- Length: 11 1/8"

(6-19558) \$44.95



3376 Giraffe Car

This classic Stock Car is on its way to the zoo! On the way, the giraffe raises his head through the roof and enjoys the view. As the stock car approaches the tell-tales, the giraffe ducks to stay out of harm's way. Add this favorite to your Postwar collection!

Features:

- Durable body
- Metal frame
- Die-cast metal sprung trucks
- Giraffe figure
- Tell-tales and trigger
- Giraffe ducks under tell-tales
- Minimum Radius: 0-27
- Length: 9"

(6-26780) \$49.95





Postwar Celebration Flatcars

During the Postwar years, Lionel Flatcars carried some of your favorite vehicles, from submarines and rockets to construction equipment.

Features:

- Durable body
- Die-cast metal sprung trucks
- Operating couplers
- Elastic tie-downs
- Postwar plaque
- Minimum Radius: 0-27
- Length: 11"

- (6-26020) **3830 Flatcar with Submarine** \$49.95
- (6-26026) **6413 Flatcar with Mercury Capsules** \$49.95
- (6-26023) **6816 Flatcar with Bulldozer** \$49.95
- (6-26024) **6817 Flatcar with Scraper** \$49.95
- (6-26025) **6407 Flatcar with Rocket** \$49.95





3540 Operating Radar Car

One of the most popular cars from the Postwar era, the Operating Radar Car was originally produced in the late 1950s. This car features an illuminated radar screen, a rotating antenna, and a vigilant radar operator, watching for the enemy's approach.

Features:

- Die-cast metal trucks and operating couplers
- Durable construction
- Rotating radar dish
- Illuminated screen
- Radar operator figure
- Postwar plaque
- Minimum Radius: 0-27
- Length: 10 3/4"

(6-26781) \$54.95



6475 Libby's Vat Car

Aloha! Bring a classic piece of rolling stock to your layout with the Libby's Crushed Pineapple Vat Car. This car features four silver vats, each decorated with blue and red markings. The Libby's Vat Car is a Postwar favorite.

Features:

- Die-cast metal sprung trucks and operating couplers
- Metal frame
- Durable construction
- Postwar plaque
- Minimum Radius: 0-27
- Length: 11"

(6-19490) \$49.95



6417 Lehigh Valley Caboose

Long sought after by collectors, the original Lehigh Valley Porthole Caboose is a very rare find. The light gray and maroon caboose was only catalogued for one year in 1954 and now it's back for 2002.

Features:

- Die-cast metal trucks and operating couplers
- Metal frame
- Durable construction
- Interior lighting
- Postwar plaque
- Minimum Radius: 0-27
- Length: 7 3/4"

(6-19790) \$69.95



3370 Sheriff and Outlaw Car

Stick 'em up! The sheriff is bound and determined to bring this bandit to justice, and the outlaw is doing his best to outshoot the sheriff. WANTED: Children of all ages to enjoy some good, old-fashioned railroad action!

Features:

- Car includes one painted sheriff figure and one painted outlaw figure.
- Die-cast metal sprung trucks and operating couplers
- Metal frame
- Durable construction
- Postwar plaque
- Minimum Radius: 0-27
- Length: 10 1/2"

(6-26765) \$59.95



6520 Searchlight Car

Some freight crews just won't quit, and stay up late working through the night. For the first time, the searchlight has a programmable rate of rotation and brightness level. (Remote-control or uncoupling track required). Built of tough die-cast metal, these cars will last for generations.

Features:

- Metal rotating searchlight
- Programmable brightness and rate of rotation. (Uncoupling track or remote-control required for this feature)
- Die-cast metal track and operating couplers
- Die-cast metal body
- Postwar plaque
- Minimum Radius: 0-27
- Length: 9"

(6-26768) \$69.95





6352 Pacific Fruit Express Ice car

Designed to operate with the Icing Station accessory (found on page 79), this operating car fits into any freight consist. The Lionel Ice Car is decked out in the Postwar orange and brown of the Pacific Fruit Express.

Features:

- Ice is loaded through the roof, and a mechanism pushes the ice out of the car through a hatch in the side
- Die-cast metal sprung trucks and operating couplers
- Metal frame
- Durable construction
- Metal brake wheel
- Postwar plaque
- Minimum Radius: 0-27
- Length: 10"

(6-26794) \$59.95



See page 79.



3672 Bosco Milk Car with Platform

A favorite since 1959, the action-packed Bosco Milk Car is back! At the touch of a button, the milkman unloads the milk cans onto the platform. Watch out! He's in a hurry! He goes lots of chocolaty Bosco to deliver.

Features:

- Milkman figure unloads the milk cans onto the platform
- Die-cast metal trucks and operating couplers
- Metal frame
- Durable construction
- Seven milk cans
- Milkman figure
- Platform
- Postwar plaque

(6-36702) \$139.95



54 Track Ballast Tamper

Let this Postwar classic handle your toughest Maintenance of Way tasks, just like the original 54 Ballast Tamper of the 1950s and 1960s. This self-propelled unit cruises at normal speed to a trouble spot on your line. A track actuator (included) triggers the Ballast Tamper, slowing down the car as the six tampers pop up and down. After the tampers' work is done, a second actuator (also included) halts the tamping action and restores the car to normal speed.

Features:

- Die-cast metal frame
- Durable construction
- Powerful Pullmor motor
- Operating tampers
- Two track actuation switches
- Operating tampers
- Durable body
- Engineer Figure
- Postwar plaque
- Minimum Radius: 0-27
- Length: 7"

(6-18464) \$199.95



59 Minuteman Motorized Unit

The 59 Minuteman remains a favorite on the Space and Military roster of many collectors. The Minuteman Motorized Unit has fought it out in model railroad yards since the early 1960s. This mighty little engine is perfect for pulling the Lionel Minuteman Car and Exploding Boxcar. The space age classic now includes the TrainMaster Command Control system.

Features:

- TrainMaster Command Control equipped—able to run in Command Control Mode or in Conventional Transformer Control Mode.
- Directional lighting featuring operating headlight
- 2 ElectroCouplers
- Powerful Pullmor motor
- Traction tires
- Die-cast metal frame
- Durable construction
- Postwar plaque
- Minimum Radius: 0-27
- Length: 7 1/2"

(6-18456) \$269.95



American Flyer Rolling Stock

From the Gilbert Hall of Science to your S Gauge layout, The American Flyer legacy proudly continues with exciting road names and eye-catching liveries.

Boxcar Features:

- Die-cast metal trucks and operating couplers
- Metal frame
- Painted bodies
- Opening doors
- Length: 8 3/8"
- S Gauge

(6-48347) Chesapeake & Ohio \$54.95

(6-48348) Northern Pacific \$54.95

Hopper Features:

- Die-cast metal trucks and operating couplers
- Painted body
- Coal load
- Length: 7 3/4"
- S Gauge

(6-48620) Baltimore & Ohio Hopper \$49.95



AMERICAN FLYER

Gondola Features:

- Die-cast metal trucks and operating couplers
- Painted body
- Pipe load
- Length: 9 1/2"
- S Gauge

(6-48526) **Reading Gondola with Pipes** \$49.95



Tank Car Features:

- Die-cast metal trucks and operating couplers
- Plated body
- Length: 7 5/8"
- S Gauge


(6-48411) **Gilbert Chemicals** \$54.95



Flatcar Features:

- Die-cast metal trucks and operating couplers
- Painted body
- Jet rocket container load
- Length: 9 1/2"
- S Gauge

(6-48527) **Santa Fe Flat Car with Jet Rocket Containers** \$49.95



AMERICAN FLYER

772 Water Tower

Standing over a foot tall, the American Flyer 772 Water Tower works equally well on S gauge and O gauge layouts. Bubbles rise in a clear fluid-filled tube from the base to the water tank.

Features:

- Metal tower structure and building
- Durable base, tank, and ladder
- Bubbles rise from the base in the clear tube
- Dimensions: 5" x 6" x 12 1/2"

(6-49809) \$149.95



Rock Island GP-9

Dressed in the black, red and white Rock Island "Wings" livery, this mighty engine features a powerful motor and operating headlights. Best when teamed up with a matching Rock Island caboose.

Features:

- Transformer controlled forward, neutral, and reverse operation
- Operating headlights
- Maintenance-free powerful motor
- Die-cast metal trucks and frame
- Durable, painted body
- Interior lighting
- Length: 7 7/8"
- S Gauge

(6-48033) \$249.95

New York Central Alco PA Passenger Set

All aboard! Two mighty Alco PA locomotives (one powered and one non-powered) lead a spectacular New York Central "Lightning Stripe" passenger consist of four cars.

Features: one powered Alco PA engine, one PA-1 non-powered unit, and four passenger cars (combo car, vista dome, coach, and observation car).

Powered locomotive features:

- Transformer controlled forward, neutral, and reverse operation
- Operating headlight
- Dual maintenance-free powerful motors
- Die-cast metal trucks and operating couplers
- Metal frame
- Durable, painted body
- Electronic horn

Passenger car/Non-powered unit features:

- Die-cast metal trucks and operating couplers
- Metal frame
- Durable, painted bodies
- Passenger silhouettes
- Powered unit length: 13"
- Passenger car length: 13 1/8"
- Non-powered unit length: 13"
- Set length: approx. 78 1/2"
- S Gauge

(6-49611) \$649.95

Rock Island Caboose

The Rock Island Caboose is built just as tough as its matching locomotive and features interior lighting.

Features:

- Die-cast metal trucks and operating couplers
- Metal frame
- Painted body
- Interior lighting
- Length: 5 7/8"
- S Gauge

(6-48722) \$54.95

AMERICAN FLYER

Automatic Gateman

Features:

- Gateman emerges from his shanty to warn motorists of passing trains
- Durable construction
- 153C Contactor included
- Also works with insulated track section (Sold separately)
- Comes fully assembled
- Dimensions: 7" x 5 3/4" x 4 3/4"

(6-14091) \$59.95



Station platform

Features:

- Durable construction
- Includes 8 full-color press-on advertisements
- Easy to assemble
- Dimensions: 12" x 3 3/8" x 5"

(6-14096) \$12.95



Illuminated Station Platform

Features:

- Durable construction
- Includes 2 frosted light bulbs
- Includes 8 full-color press-on advertisements
- Dimensions: 12" x 3 3/8" x 5"

(6-14095) \$29.95

Animated Billboard

Features:

- Durable plastic construction
- Billboards change from one to the other at the touch of a button
- Dimensions: 8" x 2 1/4" x 5"

(6-14159) \$39.95



133 Passenger Station

Features:

- Durable construction
- Interior lighting
- Dimensions: 12 1/8" x 8 1/4" x 6 1/2"

(6-14152) \$49.95

Pedestrian Walkover

Features:

- Durable construction
- Conveniently spans two track widths
- Optional two infrared sensors calculate train velocity
- Optional controller with LCD screen displays train speed in scale miles per hour
- Dimensions: 14 3/4" x 13" x 7"

(6-14082) Pedestrian Walkover with Speed Sensor \$99.95
 (6-14083) Pedestrian Walkover Only (without speed sensor) \$49.95



#470 Missile Launching Platform

The Lionel Missile Launching Platform is based on the Postwar Classic from the 1960 catalogue. It is the perfect companion piece to the Missile Launch Set offered on page 12.

Features:

- Durable plastic construction
- Rotating missile launcher
- Missile included

(6-14162) \$69.95





193 Water Tower

None other than the Lionel Lion emblazons the side of the 193 Water Tower. Conveniently priced, this accessory features a metal tower, and tank, and a blinking light at the top.

Features:

- Durable construction
- Metal tower structure and ladder
- Blinking light on top
- Dimensions: 6" x 6" x 15"

(6-14154) \$ 69.95



Industrial Smokestack

Modeled after smokestacks that stand across the American industrial landscape, the new Lionel Industrial Smokestack features a powerful smoke unit and operating aircraft warning lights at the top.

Features:

- Durable construction
- Operating smoke unit
- Aircraft warning lights
- Dimensions: Height approx. 20"

(6-14142) \$99.95

Concept model shown.



395 Floodlight Tower

Light up your layout with the 395 Floodlight Tower. Four independently operated light bulbs at the top of the tower's metal platform will brighten even the darkest corners of your pike.

Features:

- Metal tower and platform
- Four lights
- Dimensions: 5" x 5" x 11"

(6-14155) \$69.95





*Ice car found of page 71
(sold separately)*

Icing Station

Keeping perishable freight cool was a tough job before the days of mechanical refrigeration. Heavy blocks of ice had to be manhandled into the refrigerator ice cars of the day. Watch as the figure loads the icing station with blocks of ice to be sent down the chute. Position the Ice Car (sold separately) at the platform, and load it up.

Features:

- Ice is loaded into the house, then sent down the chute
- Metal base
- Durable construction
- 10 ice cubes
- Dimensions: 11" x 4" x 8"

(6-14158) \$99.95



415 Lion Oil Diesel Fueling Station

When you're running low on fuel, there's only one place to go, the 415 Lion Oil Diesel Fueling Station. Park next to the station and watch the fuel attendant swing the fuel line into action. When he's done, he heads back into the shack and waits for the next fuel-starved loco to pull in.

Features:

- Metal base and fuel line
- Fuel attendant moves in and out of shack
- Lighted interior
- Dimensions: 9 1/8" x 9" x 7 1/2"

(6-14156) \$99.95

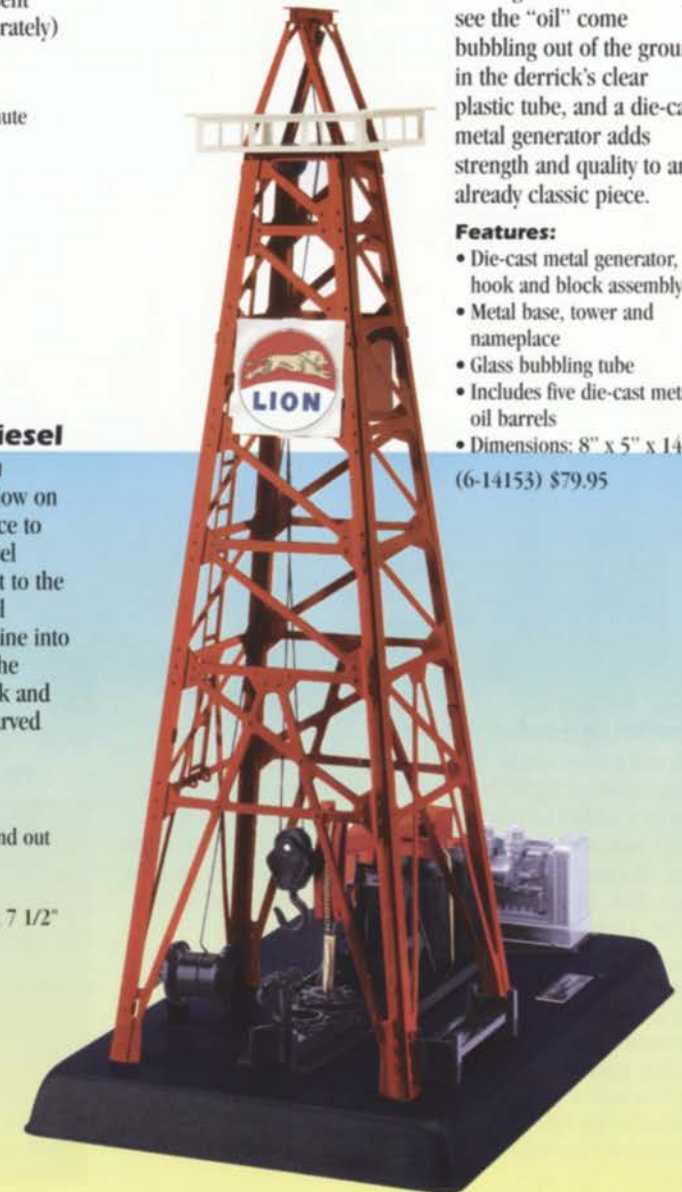
Lion Oil Derrick

Branded with the catchy Lion Oil name, this accessory brings big oil to O Gauge. You will actually see the "oil" come bubbling out of the ground in the derrick's clear plastic tube, and a die-cast metal generator adds strength and quality to an already classic piece.

Features:

- Die-cast metal generator, hook and block assembly
- Metal base, tower and nameplate
- Glass bubbling tube
- Includes five die-cast metal oil barrels
- Dimensions: 8" x 5" x 14"

(6-14153) \$79.95





Concept model shown

Smoking Hobo Shack

Is that a cheery light up ahead, where the smoke is rising above the trees? Right there, by the railroad tracks. Yes, by George it is! Pull up an empty crate and rest awhile—you're always welcome! This abandoned freight station is the sometime home of a transient band of hobos. While the building has seen better days, these tired travelers are always grateful for a little shelter, a warm fire, and some good company.

Features:

- Durable construction
- Six pewter hobo figures
- Pewter dog figure
- Puffing smoke unit
- Lighted lantern
- Flickering fire light in potbelly stove
- Dimensions: approx. 12" x 3" x 5"

[6-14161] \$69.95

Lighted lantern inside



Flickering fire in potbelly stove



Operating Lumberjacks

Timber! Working by hand, these lumberjacks labor hard, pushing and pulling the saw back and forth through the log. This operating accessory offers the excitement of animation in a compact size that can fit on just about any layout.

Features:

- Two animated lumberjack figures operate the two-man saw
- Durable construction
- Dimensions: approx. 4 1/2" diameter x 3" high

[6-14145] \$99.95



Concept model shown

Operating Billboard Signmen

Pasting a giant poster to a huge billboard can be quite a challenge—especially when the glue decides to quit! The signmen have one corner left. They roll the sign out, it curls back down, but the persistent signmen won't give up.

- Features:**
- Animated figures use rollers to unfurl a new sign
 - Durable construction
 - Two figures
 - Dimensions: approx. 8" x 3 1/4" x 5"
- (6-14148) \$99.95

Concept model shown

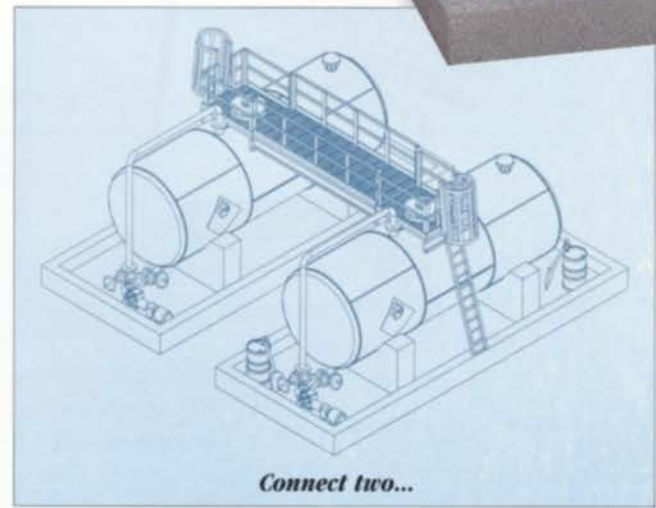
Industrial Tank

Inspired by real oil and gas industries whose fields are filled with vast "highways" of connected tanks, you can replicate a large Tank Town of your own with this new Industrial Tank. With metal connecting walkways included, it's easy to start building an impressive field.

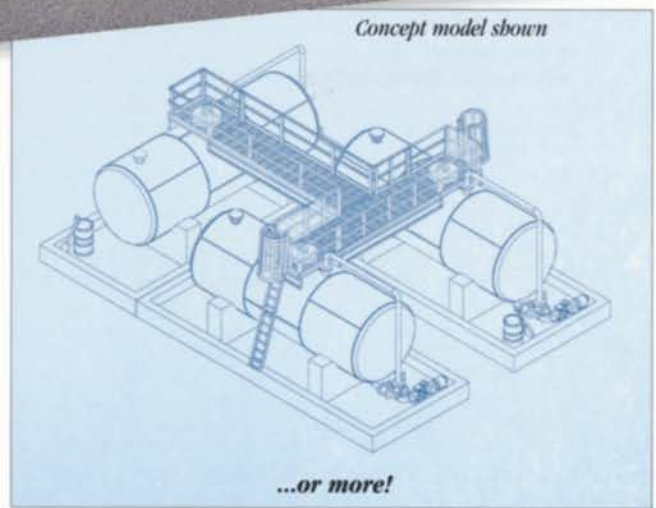
- Features:**
- Durable base and metal tank construction
 - Metal ladder, platform and walkways
 - Operating industrial lamp
 - Conveniently connects to multiple tanks for building large fields
 - Dimensions: Approximately 4" x 7" x 3 1/2"
- (6-14143) \$69.95



Concept model shown



Connect two...



...or more!

Railroad Tugboats

Extend your rail empire beyond the docks with these exciting new Tugboats. Escorting carfloats topped with rail cars, tugboats played a vital role in moving freight from terminal to terminal in New York Harbor. In fact, so vital were tugboats that at their peak in 1937, they moved more than 5300 cars per day through the harbor. Now you can bring their charm to your layout.

Inspired by drawings of actual rail tugs, whose height was taller than that of regular tugs for viewing over the carfloats, these models are packed with features and detail. From the prototypical decoration, to the operating smoke unit and life-like horn, the New York Central and B&O tugboats bring a new look to O-Gauge. What's more, they are designed for operation on your layout, or can be used as display pieces for your train room or fireplace mantle. Complete with a realistic "water wake" base, these tugs are the perfect start to a new series of harbor rail.

Features:

- Durable construction
- Operating smoke unit
- Realistic horn
- Exterior lighting
- Metal handrails
- Dimensions: Approximately 19" x 5" x 11"

(6-14172) **New York Central** \$199.95
 (6-14180) **Baltimore & Ohio** \$199.95



Concept models shown


Small Lift Bridge

Perfect for traversing quaint waterways, the Small Lift Bridge brings animated fun to your layout. At the touch of a button, the bridge lifts majestically in the air allowing boats or trains to pass underneath. Flashing red lights accent the action. Conveniently sized and priced, you'll be able to add several to your layout for hours of enjoyment.


Features:

- Maintenance free motor
- Sturdy construction
- Dual flashing warning lights
- Bridge raises at the touch of a button
- Dimensions: 4 1/2" x 10" x 2"

(6-14173) \$129.95



Concept model shown



OPERATING ACCESSORIES

Pirate Ship Ride

Inspired by the popular carnival favorite, the realistic, rocking Pirate Ship Ride features the excitement and color of the midway. The ship swings back and forth with all of the hair-raising action of the real thrill ride. The all-new Lionel Pirate Ship Ride is perfectly sized to match your other Lionel carnival favorites — the Ferris Wheel and Carousel.

Features:

- Boat swings back and forth
- Durable construction
- Seated figures
- Dimensions: approx. 14" x 9" x 12"

(6-14171) \$249.95



Haunted House

Petrify the passengers, frighten the firemen, and horrify the hobos on your layout with the Lionel Haunted House. This accessory is spooky enough to give even the bravest engineer a good case of the goosebumps.

The Lionel Haunted House is packed with frightening features. You will shake and shiver each time your train passes this accessory, waking up all the ghouls within. Witness the Witch flying on her broomstick, and gawk at the ghost as he peeks through the roof. Scary sounds and eerie illumination make this accessory lots of fun

Features:

- Detailed molded building
- Flashing interior illumination
- Witch circles the house on rotating arm
- Ghost bobs up and down in roof
- Scary sounds
- Table Dimensions: 10 7/8" x 6 7/8" x 11 1/2"

(6-14072) \$199.95



213 Lift Bridge

In 1950, Lionel cataloged a substantial bridge which, "Looks just like real! Operates just like real!" Models were made, and instructional manuals prepared. However, for reasons unknown to this day, the 213 was never made. Until now.

Transfixed in Lionel lore, the 213 Lift Bridge makes its long-awaited debut in 2002. Inspired by the original mock-up — still on display in the Lionel Visitor Center — the 213 is a modern marvel. Constructed of sturdy metal, this model features a realistic counter weight system for raising and lowering the bridge. Custom gears and red warning lights on the towers add an extra level of detail.

Features:

- Classic tinplate metal construction
- Working metal counterweights
- Custom-designed operating gears
- Warning lights
- Dimensions:

Approximately 26 1/2" x 5" x 15"

(6-14167) \$399.95





OPERATING ACCESSORIES


397 Coal Loader

Entirely remote-controlled, this classic accessory loads coal by means of a conveyor belt. Dump some coal into the receiving tray on this accessory, and the vibrating motor will move the coal to the top. Here, the coal is scooped up by the conveyor belt and dropped into a waiting freight car.

Features:

- Maintenance-free powerful motor
- Die-cast metal base
- Metal conveyor and frame
- Durable construction
- Bag of Lionel coal and controller included
- Dimensions: 10 1/6" x 7 7/16" x 6"

(6-14157) \$179.95



Bathtub Gondolas

Features:

- Die-cast metal sprung trucks and operating rotary couplers
- Painted bodies
- Metal brake wheels
- Scale: O-gauge
- Minimum Radius: 0-31
- Length: 11 3/4"

(6-17429) **Conrail Bathtub Gondola (3-Pack)** \$149.95
(6-17433) **BNSF Bathtub Gondola (3-Pack)** \$149.95



(See pages 58-59)

Rotary Coal Tipple


Introducing the incredible Lionel Rotary Coal Tipple—the ultimate in prototypical function and railroading fun! To unload, this accessory flips the Bathtub Gondola upside down dumping the coal while the car remains on the track, coupled to the rest of the Bathtub Gondola consist. We modeled this accessory after the functionality of real-life coal tipples. You won't find one from anyone else. Lionel is proud to be the first to offer in O-Gauge, a functioning Rotary Coal Tipple.

The Rotary Coal Tipple includes one Bathtub Gondola with dual rotating couplers and a complete trestle set. Simply pull your train through the structure, stopping when a Bathtub Gondola is in place. Operated by remote control, the Rotary Coal Tipple clamps the gondola to the track, and both the track and the gondola are turned upside-down! Thanks to the new rotating couplers, there is no need to uncouple during the "flip."




The Rotary Coal Tipple revolutionizes model railroad accessories! See your authorized Lionel dealer, and bring one to your layout today.



Conceptual model shown



Conceptual model shown



Features:

- Maintenance-free powerful motor
- Durable construction
- Rotating track section
- Full graduated trestle set included
- Dual rotary coupler bathtub gondola included
- Remote controller included
- Bag of Lionel coal included
- Dimensions: 14 1/2" x 14 1/2" x 11 1/2"

(6-32910) \$449.95



One dual rotary coupler bathtub gondola included

OPERATING ACCESSORIES

840 Industrial Power Station

"Original and ornamental in design, it is embellished with wonderful details, such as doors, windows, frames, etc., all actually inserted, not merely represented by lithography."

This description of the 840 Industrial Power Station in the 1928 Lionel catalog is as true today as it was then. Majestic in size and stature, the 840 makes an impressive statement on any layout.


New for 2002, this classic re-issue differs from its predecessor by the addition of inserted window coverings, lighted interior and an impressive smoke unit that emits smoke from all three stacks. It still maintains the classic looks and tinplate construction of the original.

Features:

- Tinplate metal construction
- Lighted interior
- Operating smoke unit
- Dimensions: 26" x 21 1/2" x 18"

{6-14163} \$599.95





MAINLINE TRACKSIDE ACCESSORIES

Mainline Die-Cast Metal Accessories

Add realism and functionality to your layout with Mainline Die-Cast Metal Accessories from Lionel. They are easy to set up and fun to play with. Built with quality, these realistic trackside accessories add the perfect finishing touches to your layout.

Mainline Cantilever Signal

- Lights change from green to red when trains pass through its block
- 153C Contactor included
- Dimensions: 7" x 2" x 6"


(6-22931) \$59.95



Mainline Dwarf Signal

- Scale-sized for O-Gauge layouts
- Lights change from green to red when trains move through its block
- Light automatically reset to green when block clears
- 153C Contactor included
- Dimensions: 3/4" x 3/4" x 1 3/4"

(6-14151) \$39.95



Mainline Walkout Cantilever Signal

- Overhead flasher
- Lighted Signal
- 153C Contactor included
- Dimensions: 5 3/4" x 2" x 6 3/4"

(6-22934) \$59.95



Mainline Block Target Signal

- Lights change from green to red when trains move through its block
- Light automatically resets to green when block clears
- 153C Contactor included
- Dimensions: 4 3/4" x 1 3/4" x 1"

(6-14099) \$49.95

Mainline Auto Crossing Gates

- Red flashing signal
- Gate drops when train passes by
- Set of 2
- 153C Contactor included
- Dimensions: 4" x 1" x 4 1/2"

(6-14098) \$74.95

153IR Controller

- Infrared sensors detect passing trains and activate connected accessories
- Time delay adjustment knob (from 0 to 5 seconds)
- Die-cast structure and base
- Dimensions: 5" x 4 1/2" x 3 1/2"

(6-14111) \$29.95



Mainline Automatic Operating Semaphore

- Blade activates and remains in position when trains enter its block
- Illuminated marker jewels
- Dimensions: 9 1/8" x 1 3/4" x 1"

(6-22944) \$49.95

Mainline Gooseneck Lamps

- Brilliant illumination
- Turn-of-the-century styling
- Set of 2
- Dimensions: 4"

(6-14119) \$29.95



Mainline Classic Street Lamps

- Brilliant illumination
- Classic Postwar styling
- Set of 3
- Dimensions: 5 7/8"

(6-22950) \$29.95



Old Style Clock Tower

- Working clock with replaceable battery included
- Turn-of-the-century styling
- Dimensions: 4"

(6-14147) \$39.95



Die-cast Metal Girder Bridges

- Dimensions: 10" length

(6-14137) **Generic Black** \$24.95

(6-14175) **Santa Fe** \$24.95

(6-14137) **Norfolk Southern** \$24.95



Crossing Gates, Signals & Bridges

There is no better way to add fun and excitement to your layout than with realistic Lionel railroad accessories. From signals to trestles, and bridges to tunnels, there is something for everyone. Run your favorite Lionel locomotives in style with these fun, sturdy accessories.



Double Signal Bridge

- Spans two tracks
- Lights change from green to red to warn approaching trains of occupied blocks ahead
- 153C Contactor included
- Dimensions: 3 1/4" x 10 1/4" x 7 3/4"

(6-14094) \$59.95

Single Signal Bridge

- Lights change from green to red to warn approaching trains of occupied blocks ahead
- 153C Contactor included
- Dimensions: 3 1/4" x 4 1/2" x 7 3/4"

(6-14093) \$49.95



#148 Dwarf Signal

- Lights change from green to red when train occupies its block
- Automatically resets to green when train clears its block
- 153C Contactor included
- Dimensions: 1 3/4" x 1 3/4" x 2"

(6-12883) \$19.95

Auto Crossing Gate

- Gate drops when train passes by
- 153C Contactor included
- Dimensions: 9 1/2" gate length

(6-12714) \$34.95



Scale-sized Banjo Signal

- Durable construction
- Passing trains activate "wig-wag" mechanism
- Also works with insulated track section sold separately
- 153C contactor included
- Dimensions: approx. 1 1/2" x 1" x 4"

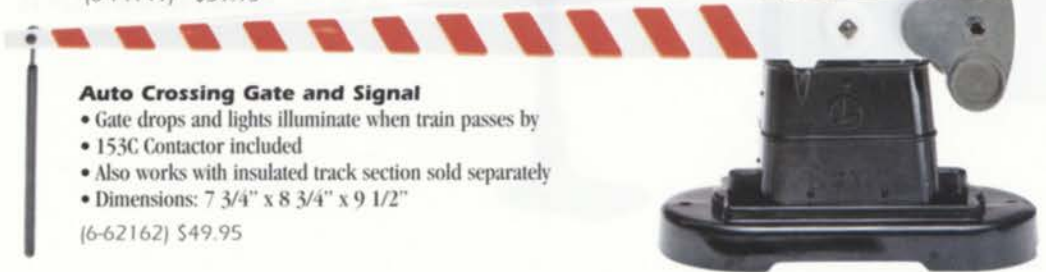
(6-14149) \$39.95



Auto Crossing Gate and Signal

- Gate drops and lights illuminate when train passes by
- 153C Contactor included
- Also works with insulated track section sold separately
- Dimensions: 7 3/4" x 8 3/4" x 9 1/2"

(6-62162) \$49.95



Banjo Signal

- Passing trains activate "Wig-Wag" mechanism
- Also works with insulated track section sold separately
- 153C Contactor included
- Dimensions: 7 3/4" height

(6-14090) \$44.95



#154 Railroad Crossing Flasher

- Red lights flash when train passes by
- 153C Contactor included
- Dimensions: 9" height

(6-12888) \$59.95



Elevated Trestle Set

- Durable construction
- Create realistic raised-grade sections
- Set of 10
- Dimensions: 4 3/4" height

(6-12755) \$19.95



Graduated Trestle Set

- Durable construction
- Incremental height grading
- Set of 22
- Dimensions: 4 3/4" height (tallest trestle)

(6-12754) \$19.95



Girder Bridge

- Girders with raised Lionel lettering
- Metal base
- Durable girders
- Dimensions: 10" length

(6-12730) \$9.95



Short Extension Bridge

- Durable construction
- Scaled for use with a single section of Lionel O-27 track
- Dimensions: 10" x 4 1/4" x 6 5/8"

(6-62716) \$9.95



Rock Piers

- Durable construction
- Classic Postwar styling
- Set of 2
- Dimensions: 7" x 5" x 3"

(6-12744) \$9.95



Tunnel Portals

- Durable construction
- Portals with raised Lionel lettering
- Classic Postwar styling
- Set of 2
- Dimensions: 7" x 8 1/2"

(6-12896) \$9.95



Truss Bridge with Flasher and Piers

- Durable construction with metal base
- Flashing top-mounted beacon
- Durable rock piers
- Dimensions: 26 1/8" x 7 1/2" x 12 1/2"

(6-12772) \$44.95



Arch Under Bridge

- Durable construction
- Installs easily between Lionel elevated trestle piers
- Integrates easily into your own layout design
- Dimensions: 19 1/4" x 3 5/8" x 4 7/8"

(6-12770) \$19.95

Lighting & Layout Supplies


Brighten up your layout with an exciting array of Lionel lights and beacons. Whether you are recreating downtown Lionelville, or your very own train yard, Lionel has lights for all of your needs.



Rotary Aircraft Beacon

- Metal construction
- Vibrotor motor rotates beacon light
- Red and green lighting
- Dimensions: 5" x 5" x 12"

(6-14097) \$69.95



Floodlight Tower

- Durable construction
- Illumination from 8 elevated bulbs
- New tilting head
- Dimensions: 12" height

(6-14092) \$34.95



#70 Yard Lights

- Die-cast metal light housing
- Metal center post
- Set of 3
- Dimensions: 4 1/2" height


(6-14071) \$29.95



#65 Yard Lights

- Durable construction
- Illumination from 2 elevated bulbs
- Set of 3
- Dimensions: 6 1/4" height

(6-12927) \$14.95



Railroad Signs

- Set of 14 assorted signs

(6-62180) \$5.95

Construction Zone Signs

- Realistic, printed construction graphics
- Set of 6
- Dimensions: 2 1/4" height

(6-32902) \$6.95





#64 Globe Street Lamps

- Durable construction
 - Interior illumination
 - Set of 3
 - Dimensions: 5 7/8" height
- (6-12926) \$14.95



Telephone Poles

- Durable construction
 - Set of 10
 - Dimensions: 10" height
- (6-62181) \$5.95



Coal Bag

- Safe, simulated coal
 - Perfect addition as loads for hoppers, gondolas and coal dump cars
- (6-12732) \$3.95



Highway Barrels

- Durable construction
 - Painted orange with silver reflective tape
 - Set of 6
 - Dimensions: 1" height
- (6-32922) \$6.95



Barrel Pack

- Real wood construction
 - Set of 6
 - Dimensions: 1 1/8" height
- (6-12745) \$4.95



#72 Highway Lights

- Brilliant illumination
 - Durable construction
 - Set of four
 - Dimensions: 6"
- (6-12804) \$14.95



Vehicle Grade Crossings

- Durable construction
 - Track fits in molded grooves
 - Set of 2
 - Dimensions: 3 1/4" x 7"
- (6-12839) \$4.95



Blinking Light Billboard

- Durable construction
 - Light blinks on and off
 - Railroad billboard art
 - Dimensions: 5 3/4" x 7/8" x 4 1/2"
- (6-14100) \$19.95



Railroad Bumpers

- Durable construction
 - Easily snaps into place between outside rails of O and O-27 track
 - Set of 3
 - Dimensions: 3" x 1 1/2" x 1 1/2"
- (6-12717) \$4.95



Die-cast Metal Bumpers

- Die-cast metal construction
 - Illuminated red lights
 - Easily snaps into place between outside rails of O and O-27 track
 - Set of 2
 - Dimensions: 3" x 1 7/8" x 2"
- (6-62283) \$19.95



#260 Illuminated Bumpers

- Durable construction
 - Easily snaps between outside rails of O and O-27 track
 - Illuminated red lights
 - Set of 2
 - Dimensions: 3" x 1 1/2" x 1 1/2"
- (6-12715) \$8.95



Classic Billboard Set

- Durable construction
 - Easy assembly
 - 5 different railroad billboard inserts
 - Set of 3 billboard stands
 - Dimensions: 5 3/4" x 7/8" x 3 1/4"
- (6-14121) \$7.95



TRAINmaster

C · O · M · M · A · N · D

The Benefits of Lionel TrainMaster Command Control (TMCC)

**More Features...
More Sounds...More Fun!**

TrainMaster Command Control

Enjoy the benefits of the simple-to-use, industry standard TrainMaster Command Control remote operating system — the only true control system in O-Gauge. Complete control of your layout is only the touch of a button away using the CAB-1 Remote. Run your trains, switches and accessories as you walk around your layout. It's easy! With the TMCC system you get:

More Sounds:

The Lionel RailSounds sound system offers a wider array of realistic sounds when used in conjunction with TMCC.

More Features:

More operating functions are available with TMCC. Operate locomotives independently — even on the same track — or in unison in a lashup.

More Realism:

Signal reaction time is adjustable to allow for simulating the momentum of real life train operation.

Better Lighting and Performance:

Because TMCC uses constant track power, lighting remains constant, and older Lionel locomotives run more smoothly at slower speeds.

Ease of Use:

TMCC commands are so simple and quick that even a child can master them. There are no complicated “clinking” and “clanking” routines as with alternative systems.

Ease of Installation:

Only one TMCC Command Base is all you will ever need. The Command Base will service an entire layout, no matter how many power blocks you have.

Low Cost:

TMCC provides digital control at a fraction of the cost of alternative designs.

Reliability:

Unlike other systems which pass their signals through the locomotive's roller pick-ups, making it susceptible to dirt and poor contact, TMCC broadcasts its signal to an electronic receiver, making it much more reliable.

Freedom of Movement:

TMCC is the only O-Gauge control system that offers walk-around remote control. See your layout as never before!

These reasons alone make TMCC the **only** choice in O-Gauge remote operation, but there are even more. We have expanded the TMCC line to make it the most exciting, features-rich, inclusive system in the hobby. Consider the following — with our latest expansion to the TMCC line of products you can now:

- Run ANY AC-powered O-Gauge train ever made
- Operate your locomotives at realistically slow speeds with smooth control
- Control the operation and movement of your favorite accessories from the CAB-1 Remote
- Record your favorite layout scenarios and watch them repeat at the touch of a button
- Run your operating track sections directly from the CAB-1 Remote
- Control voltage to your accessories for optimal operation and extended life

With the TrainMaster Command Control system, the advantages are obvious!



TMCC CAB-1

The walk-around wireless remote controller provides everything you need at your fingertips. Use more than one at a time to let everyone join the fun.

(6-12868) \$69.95

TMCC Block Power Controller (BPC)

The TMCC Block Power Controller is designed for people who have more than one person operating on their layout. Integrated with the Track Power Controller or a Lionel PowerMaster, the Block Power Controller eliminates the need for an individual Track Power Controller or Lionel PowerMaster for each block or section. The BPC enhances conventional operations by connecting more than one block to the same Track Power Controller, and allows you to cross blocks without having to match the voltage between them.

The Block Power Controller acts like an electronic rotary switch to route any Track Power Controllers to any block of track, and can be configured to operate the power of four Track Power Controllers to two blocks or two Track Power Controllers to four blocks. The Block Power Controller also retains your settings when the power is turned off.

(6-14184) \$79.95



TMCC Operating Track Controller (OTC)

Open up even more of your layout to the freedom and power of TrainMaster Command Control. The TMCC Operating Track Controller allows you to control operating tracks and uncoupling tracks from your hand-held CAB-1 remote. There is no more need for separate hard wired activation buttons. Uncouple or unload your magnetic coupler-equipped and operating rolling stock with the same CAB-1 that you use to run your locomotives. Each TMCC Operating Track Controller can run two operating or four uncoupling tracks. Installation is simple, requiring only four connections, and provides you with total layout control.

(6-14185) \$69.95



TMCC Command Base

Receives digital signals from the CAB-1 controller.

Only one required for each layout – no matter how big or how many power blocks are involved.

(6-12911) \$69.95



GOOD

TMCC 135 PowerMaster

Allows operation of conventional locomotives not equipped with TMCC. Designed for use with the 135 watt PowerHouse power supply. Even if you operate only TMCC equipped locomotives, the PowerMaster provides the convenience of a remote controlled circuit breaker and power switch.

(6-12867) \$69.95

Power supply not included



BETTER

TMCC Track Power Controller (TPC) 300

The TPC allows you to run any AC-powered locomotive ever built! Whether in conventional or TrainMaster Command Control mode, you control all the action right from your remote. Durable built to regulate up to 300 watts of power, the TPC is also a precision controller delivering impressive fine tuning capabilities at low speeds. Your locomotives will operate more smoothly at low speeds than you could have ever imagined!

(6-14189) \$129.95

Power supply not included



BEST

TMCC Track Power Controller (TPC) 400

For those with greater power needs, the TPC 400 is for you. Regulating up to an impressive 400 watts of power, the TPC 400 takes all of the features from the TPC 300 and adds compatibility with MTH® Proto-Sound® 2 in conventional mode. There is no need to box yourself into a corner with any other control system. With the TMCC TPC 400, full compatibility with any AC train is at your fingertips!

(6-14179) \$179.95

Power supply not included

TRAINMASTER COMMAND CONTROL AND CONVENTIONAL POWER



TMCC SC-2 Switch Controller

Allows remote radio control of AC loads up to 15 amps! Powered either by the track or a wall pack, the SC-2 is input fused for maximum durability. It has program storage for control of the six programmable outputs capable of managing a combination of switches and accessories (up to six switches or up to twelve accessories). You can even turn power loops and sidings on and off remotely!

(6-22980) \$89.95



TMCC Accessory Switch Controller (ASC)

Offering up to 15 amps of power on each output, the awesome TMCC Accessory Switch Controller can operate an amazing eight accessories or four switches and ten routes! It's time to get rid of all the control buttons on your layout—operate your switches or accessories with your CAB-1 Remote Controller. With the touch of a button on your CAB-1, you can trigger an accessory, switch a track, keep an accessory operating, or turn it off. Accessories and switches from Lionel®, DZ-1000®, GarGraves®, K-Line®, Ross®, Curtis®, DelAir®, Tortise®, Atlas®, NJI® or MTH® are all under your control with the Lionel TMCC Accessory Switch Controller!

(6-14182) \$79.95



TMCC Accessory Motor Controller (AMC)

The TMCC Accessory Motor Controller offers you realistic control of your motorized accessories. With the TMCC Accessory Motor Controller, you can operate accessories like the Log Loader, Saw Mill and Gantry Crane with prototypically accurate speed and direction. You can now set the brightness of accessory lights and achieve dramatic effects on your layout. Each TMCC Accessory Motor Controller will operate up to four motors or four lights. A terrific appendage for operating accessories with realism.

(6-14183) \$89.95



TMCC Action Recorder Controller (ARC)

This device allows you to automate your entire layout or just one part. Perform any scenario on your layout using your CAB-1 Remote Controller—move a string of cars to a siding, load a freight car with coal or logs, or even allow another train to pass. The ARC memorizes each CAB-1 command. After you have demonstrated these events, the ARC will repeat these same actions, mimicking every train, switch and accessory action. You have the ability to create two programs, up to one hour each. Watch your layout come to life or interact with your trains and accessories as they perform with robotic precision.

(6-14181) \$89.95



TrainMaster Command Set

Everything you need to start running your TrainMaster locomotives can be found in this convenient package. The TrainMaster CAB-1 (6-12868) allows you to walk around your layout while controlling all of your Command Controlled locomotives and accessories. Also included is the TrainMaster Command Base (6-12911) which receives signals from the CAB-1 and communicates with your Command Controlled items. Only one Command Base is required per layout, regardless of how many power blocks you are controlling. It is the perfect way to start enjoying the benefits of Lionel's revolutionary TrainMaster control system.

(6-12969) \$129.95

To run non-Command locomotives remotely, add a TMCC PowerMaster, TPC 300, or TPC 400. Power supply not included.



TRAINMASTER COMMAND CONTROL AND CONVENTIONAL POWER



Power Adapter Cable

Connects your transformer to the PowerMaster for operating TMCC and non-TMCC equipped locomotives.

(6-12893) \$7.95



Command Base Cable

Connects controllers to the TrainMaster Command Base.

(6-14191) **6 ft.** \$9.45

(6-14195) **20 ft.** \$11.95



3-Wire Command Base Cable

Connects the TMCC ARC to the TrainMaster Command Base.

(6-14192) \$10.45

Use Command Base Cable 6-14191 or 6-14195 for layouts that do not include a TMCC ARC



Controller to Controller Cable

Connects the new TrainMaster controllers together.

(6-14193) **1 ft.** \$3.45

(6-14196) **6 ft.** \$5.95

(6-14197) **20 ft.** \$8.95



TMCC TPC Cable Set

Connects parallel PowerHouse transformers to the TPC 300/400, and includes adapter plugs to wire your transformer to the TPC 300/400.

(6-14194) \$11.95



How-To Video

Learn everything you need to know about setting up a TrainMaster Command Control system that fits your needs and budget with this easy-to-follow video. Using the core TMCC components that you know and adding our new products, we'll show how to make the most out of your Lionel train experience.

(6-14187) \$14.95



TMCC Accessory Voltage Controller (AVC)

Extend the life of your operating accessories with the TMCC Accessory Voltage Controller. The AVC acts like a multi-tap accessory regulator. Now you can quickly fine tune the voltage of every accessory on your layout with the push of a button on your CAB-1. Your Lionel Operating Milk Car won't throw milk cans clear across the room ever again. You won't prematurely blow out bulbs on your lighted accessories. Use any of the 10 one-button preset voltages or create customized settings of your own.

(6-14186) \$129.95

Power supply not included



TMCC Direct Lock-on

Use this to connect your PowerHouse transformer directly to the track. Eliminates the need for a PowerMaster if you run only TMCC-equipped locomotives. Provides over-current protection and has an automatic reset. Has selectable current setting between 135 watt and 180 watt PowerMasters.

(6-14178) \$39.95



There's Only One ZW!

There's only one ZW! No single product has come to symbolize the legend of Lionel more than the Lionel ZW. Molded to original dimensions in classic phenolic resin, the ZW can run up to four trains at the same time on different layouts, plus accessories. The two engineer-type handles provide independent control of two variable voltage circuits, each with built-in whistle, direction, and bell controls. Two additional accessory voltage circuits can be set by means of dial type controls to any desired voltage. Or if you prefer, you can control all four outputs with a single handle!

Produced to current UL® standards, the ZW controller can be powered by any combination of one to four 135 watt or 180 watt Lionel PowerHouse power supplies. And if you use the TrainMaster Command Control system, you can adjust each output using your walk-around remote control up to the level pre-set by its corresponding ZW handle. (It's a great way to help less-experienced railroaders keep your trains under control while enjoying the thrill of independent remote-controlled operation.)

Offered with two 180 watt PowerHouse power supplies, this ZW package provides the power and control you dream of for your vintage or state-of-the-art Lionel locomotives and accessories.

(6-32930) \$399.95





40 Watt Power and Control System

- Standard power and control system
- Includes one controller and one power supply
- 40 watt variable AC output

(6-12885) \$49.95



ZW Amp/Volt Meter

The Amp/Volt Meter for ZW controllers allows you to monitor readings on all four ZW channels using a digital LED display. Give each channel exactly the power you want by watching the readings increase or decrease as you move your ZW handles. Simple to install, the Amp/Volt meter fits conveniently on the top of your ZW controller for easy monitoring. Lionel puts you in control more than ever before with the new Amp/Volt Meter for ZWs.

(6-14002)

For new ZWs (1999 through present) \$124.95

(6-14077)

For old ZWs (pre-1969) \$124.95



180 Watt PowerHouse™ Power Supply

- Advanced 180 watt power system
- UL - listed for safe operation

(6-22983) \$89.95



135 Watt PowerHouse™ Power Supply

- Advanced 135 watt power system
- UL - listed for safe operation

(6-12866) \$69.95



PERFECT FOR ACCESSORIES

36 Watt Accessory Transformer

- Basic power and control system
- Ideal for powering your Lionel Accessories


(6-32923) \$29.95



80 Watt Transformer/Controller

Enjoy operating your favorite locomotives and sets with the 80 watt transformer/controller. Included is a handsomely designed controller, reminiscent of the famous ZW. Control speed and power by raising and lowering the engineer handle, and operate your favorite features with the bell, whistle and direction buttons. On the rear of the unit, you will find a 0-18 volt variable AC output, as well as a 12 volt fixed AC accessory output. Easily attach the controller to the PowerHouse 80™ which generates a brawny 80 watts of alternating current. Perfect for train sets and small to medium layouts, the 80 watt Transformer/Controller provides the power you need to enjoy all your Lionel favorites.

(6-14003) \$99.95



LIONEL TRACK – EXPAND YOUR WORLD!

All Lionel track is easy to use, extremely durable and very reliable. You'll never have to worry about loose connections or sections separating. And Lionel track is so modestly priced, everyone can afford to create the layout they've always imagined. We offer two styles of track:

0-27 Gauge Track:

This track, which is standard in all Lionel ready-to-run starter sets, comes in 27" diameter curves, so you can do more in a tighter space.

O Gauge Track:

Compared to 0-27 track, the rails are slightly taller. It doesn't come in 27" diameter curves, but it does come in a variety of larger curves for the biggest layouts.

Note: Larger locomotives and cars will not accommodate tighter curves. Check the "minimum radius required" in each item's catalog listing.

Looking for Ideas?

Since Lionel offers such a wide variety of track shapes and sizes, there is almost no limit to the layout you can design and build. If you'd like some suggestions, however, you can pick up a Lionel Track Pack – it includes all the track you need to make our most popular layouts.

Other Considerations:

You want a track system that comes in a lot of shapes and sizes. You also want one that's reasonably priced, so you can afford to keep adding on. Some additional things to consider:

High Conductivity Rails:

Lionel track is designed for maximum conductivity. That makes it easy to set up, minimizes problems, and maximizes the effectiveness of Lionel Magne-Traction – our exclusive traction and adherence system. Tracks that are not Lionel may be made of materials that are significantly less conductive. Your Lionel products will roll fine, but you may not get all the benefits we've built in.

Rail Shape:

Your train wheels take a lot of wear and tear rolling over metal rails. Lionel track rails are shaped to minimize this wear. Other track systems may cause your wheels to wear out faster.



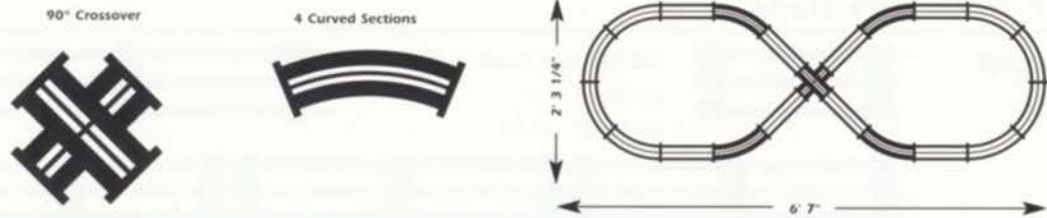
VARIETY, RELIABILITY & VALUE YOU CAN GROW WITH!

Figure 8 Add-On Track Pack (0-27 Gauge)

Add this track to your oval to create a figure 8 layout. Requires an existing starter set oval of track.

- 1 - 90 degree crossover (6-65020)
- 4 - pieces curved track (6-65033)

(6-22966) \$12.95

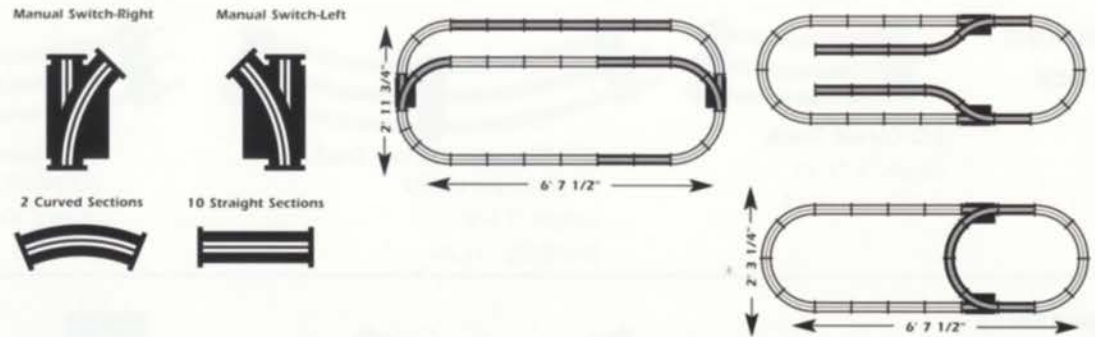


Double-Loop Add-On Track Pack (0-27 Gauge)

Add this track to your oval to create a double loop, an oval with two inside sidings, or a double oval. Requires an existing starter set oval of track.

- 2 - pieces curved track (6-65033)
- 10 - pieces straight track (6-65038)
- 1 - right hand manual switch (6-65022)
- 1 - left hand manual switch (6-65021)

(6-22967) \$49.95

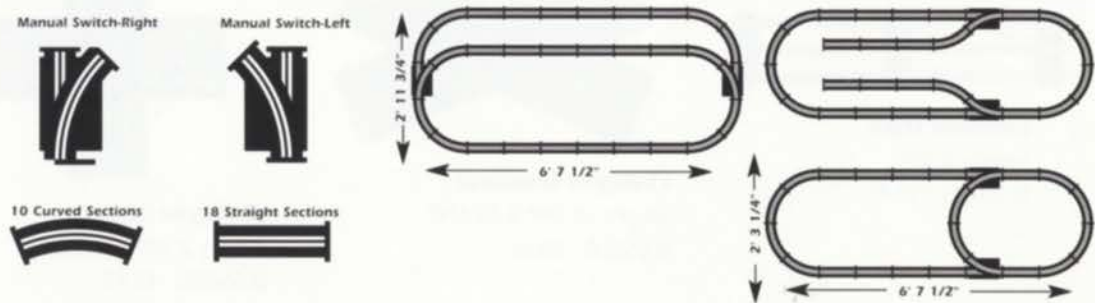


Double-Loop Complete Track Pack (0-27 Gauge)

This complete track set will allow you to create a double loop, an oval with two inside sidings, or a double oval. No additional track required.

- 10 - pieces curved track (6-65033)
- 18 - pieces straight track (6-65038)
- 1 - right hand manual switch (6-65022)
- 1 - left hand manual switch (6-65021)

(6-22968) \$69.95

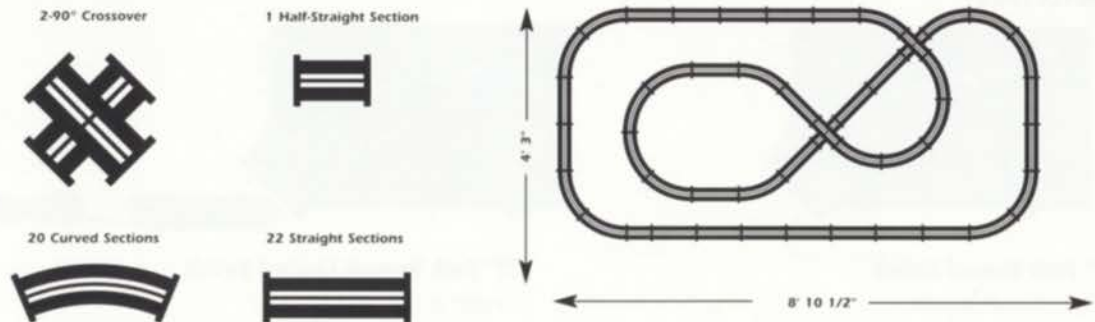


Deluxe Complete Track Pack (0-Gauge)

This complete 0-Gauge track set will allow you to create this detailed layout. No additional track required.

- 20 - pieces curved track (6-65501)
- 22 - pieces straight track (6-65500)
- 2 - 90 degree crossovers (6-65540)
- 1 - half straight (6-65505)

(6-22969) \$99.95



TRACK

O-27 Track Selections

Steel Pins	O-27 track	6-65042	\$1.95
Fibre Pins	O-27 track	6-65041	\$1.95

Straight Track



1/2 Straight Track
Length: 4 7/8"
(6-65019) \$0.95



Straight Track
Length: 8 3/4"
(6-65038) \$1.25



Extra-Long Straight Track
Length: 35"
(6-65024) \$3.95

Curved Track



1/2 Curved Track
Length: 5 7/16"
(6-65014) \$0.95



27" Diameter Curved Track
(8 pieces per circle)
Length: 9 5/8"
(6-65033) \$1.25



42" Diameter Curved Track
(12 pieces per circle)
Length: 10 7/8"
(6-65049) \$1.95



54" Diameter Curved Track
(16 pieces per circle)
Length: 14 1/2"
(6-65113) \$2.25


Specialty




Insulated Track
Length: 8 3/4"
(6-12841) \$3.95



45-degree Crossover
Length: 10 1/4" x 10 1/4"
(6-65023) \$8.45



90-degree Crossover
Length: 7 3/8" x 7 3/8"
(6-65020) \$8.45



Uncoupling track
Length: 8 3/4"
(6-65149) \$10.95



Remote-Control Track with UCS Controller
Length: 8 3/4"
(6-12746) \$19.95

Switches



27" Path Manual Switch
Length: 8 1/2" straight
(6-65021) **Left Hand** \$19.95
(6-65022) **Right Hand** \$19.95



27" Path Remote Control Switch
Length: 8 1/2" straight
(6-65121) **Left Hand** \$34.95
(6-65122) **Right Hand** \$34.95




42" Path Remote Control Switch
Length: 13 5/8" straight
(6-65167) **Left Hand** \$49.95
(6-65168) **Right Hand** \$49.95

Steel Pins	O Gauge	6-65551	\$1.95
Fibre Pins	O Gauge	6-65543	\$1.95

O Gauge Track Selections

Straight Track



1/2 Straight Track
Length: 5 1/2"
(6-65505) \$1.45



Straight Track
Length: 10"
(6-65500) \$1.95



Extra-Long Straight Track
Length: 40"
(6-65523) \$5.95

Curved Track



1/2 Curved Track
Length: 6"
(6-65504) \$1.45



42" Diameter Curved Track (12 pieces per circle)
Length: 10 1/2"
(6-12925) \$2.95



72" Diameter Curved Track (16 pieces per circle)
Length: 14"
(6-65572) \$4.25



31" Diameter Curved Track (8 pieces per circle)
Length: 10 5/8"
(6-65501) \$1.95



54" Diameter Curved Track (16 pieces per circle)
Length: 10 3/8"
(6-65554) \$3.45

Specialty




Insulated Track
Length: 10"
(6-12840) \$5.95



Remote-Control Track
Length: 10"
(6-65530) \$29.95



45-degree Crossover
Length: 11 3/4" x 11 3/4"
(6-65545) \$16.95



90-degree Crossover
Length: 8 5/16" x 8 5/16"
(6-65540) \$16.95

Switches



31" Path Remote Control Switch
Length: 10" straight
(6-14062) **Left Hand** \$64.95
(6-14063) **Right Hand** \$64.95



72" Path Remote Control Switch
Length: 14 1/4" straight
(6-65166) **Left Hand** \$99.95
(6-65165) **Right Hand** \$99.95

MAINTENANCE & UPGRADE KITS



Lock-On

- Classical Lionel Lock-On allows you to easily and quickly connect your power supply to your Lionel Track

(6-62900) \$2.45

Lock-On With Wires

(6-62905) \$4.95



Ives™ O-27 Gauge Track Clips

- Keep your O-27-gauge track sections together with these easy to use slide on clips
- Perfect for keeping temporary or floor layouts together
- Box of 12

(6-62901) \$7.95



O Gauge Track Clips

- Keep your O-Gauge track sections together with these easy to use slide on clips
- Perfect for keeping temporary or floor layouts together
- Box of 12

(6-12743) \$7.95



Lighted Lock-On

- Clip this Lock-On to the track, and the green light lets you know when you have track power.

(6-14112) \$9.95



Lionel Train Book

- Tips and tricks on building and maintaining your model railroad
- 132 pages

(6-62985) \$14.95



Lubrication/Maintenance Set

- Includes gear lube, oil applicator, track cleaning fluid, track-cleaning eraser and cleaning instructions

(6-62927) \$14.95

Smoke Fluid
(6-62909) \$5.45



Die-Cast Metal Sprung Trucks

- Upgrade your Rolling Stock trucks
- New metal coupler armature
- Quick and easy to install
- Add weight and improve tracking
- Box of 2

(6-14078) \$12.95



For the best look at your favorite new products, be sure to visit our website, www.lionel.com, and click on the all-new MagniVision™ link. Lionel MagniVision is a revolutionary new technology that allows you to zoom in on any area of a locomotive, car or accessory, and see amazing detail. Be sure to stop back often as new pictures are being loaded continuously. MagniVision is simply the best way to view your favorite Lionel products!



Normal View



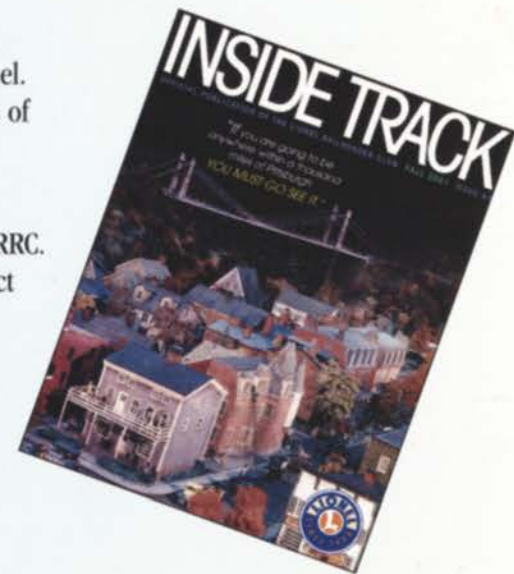
Get the Inside Track on what's happening at Lionel!



For over 25 years, thousands of members have considered the Lionel RailRoader Club the real "Inside Track" on what's happening at Lionel. The best value at the best price. Here's your opportunity to join thousands of others in this legendary club.

MEMBERSHIP BENEFITS – \$20 per year

- Four quarterly issues of **INSIDE TRACK**, the official publication of the LRRC. Each issue offers a winner of "Something for Nothing," the Lionel product give-away, along with "inside" information and "how-to" articles.
- All Lionel Classic catalogs mailed to members, second only to our Lionel dealers
- Membership card
- Annual club button (start your collection now!)
- Exclusive offers to purchase LRRC cars and merchandise
- Visit our Lionel Visitor's Center here in Michigan and receive a 10% discount on any purchase (please call ahead for reservations!)



To join the Lionel RailRoader Club:

Write to: Lionel RailRoader Club

P.O. Box 748

New Baltimore, MI 48047

Call: (586) 949-4100

or Visit: www.lionel.com



At Lionel, we are committed to providing our customers with superior-quality products and service. It is a commitment shared by our many Lionel Authorized Dealers and Lionel Authorized Service Centers around the country. To locate a Dealer or Service Center near you, call 1-800-4LIONEL (1-800-454-6635). Or, call the Lionel Customer Service Center at 586-949-4100. You can also e-mail us at talktous@lionel.com or visit our website at www.lionel.com. Our knowledgeable staff is always eager to help you fully enjoy the magical world of Lionel model trains.



Cover illustration by Angela Trotta Thomas

Inspired by the heroic efforts of the brave members of New York City's Engine Company 54, Ladder 4, Battalion 9 in the aftermath of the September 11th tragedy, the cover illustration depicts the great spirit that embodies America. Available in limited quantities, all proceeds from the sale of these prints will go directly into a special fund for the widows and 27 children of those lost from Engine Company 54, Ladder 4, Battalion 9. For more information on how to order one of these special prints, please call (570) 586-0774, or e-mail attart@aol.com.

50625 RICHARD W. BOULEVARD
CHESTERFIELD, MICHIGAN
48051-2493
UNITED STATES OF AMERICA
PHONE: 586-949-4100
E-MAIL: TALKTOUS@LIONEL.COM
WWW.LIONEL.COM

COPYRIGHT ©2002 LIONEL L.L.C.

\$5.00

