

# Lionel 2008

READY-TO-RUN CATALOG





Dear Friends,

Welcome to the world of Lionel!

Model railroading has been a family tradition for generations, providing hours of fun and loads of enjoyment. In this catalog, you'll find a wide selection of products that will help get you started on this adventure of a lifetime.

Our ready-to-run sets are affordable, made of the highest quality materials, and guaranteed to entertain. And we've got a lot to choose from. Traditional Lionel O-Gauge classics like our popular Pennsylvania Flyer and New York Central sets. Brand new offerings like the Santa Fe Express with a newly tooled 0-8-0 engine. And plenty of familiar favorites: Thomas & Friends, Polar Express, and Harry Potter's Hogwarts Express. You'll also see a selection of battery operated G-Gauge sets that take traditional C batteries or operate using rechargeable battery technology.

All our sets come with everything you'll need to get started, so they are ready to go right out of the box. Our patented FasTrack track system is easy to snap together and enables your train to run on any floor or carpet surface. Our Lionel transformers are safe, powerful, and simple to hook up. And each set comes with extras and accessories that add to the fun.

So hop on board. Let Lionel take you and your family as far as your imagination will go!

Best wishes,

**Jerry Calabrese** President and CEO

LIONEL ELECTRIC TRAINS



# Pennsylvania Flyer Freight Train

**6-30089**

**Pennsylvania Flyer Freight Train (New)**

**\$199.99**

New for 2008, our popular Pennsylvania Flyer Ready-to-Run Starter Set now features an 0-8-0 locomotive. With a boxcar, searchlight car, and caboose in tow, the train travels around a generous oval of FasTrack, and passes a billboard and telephone poles, which are all included. With everything you need to get started in this great hobby – trains, track, and a safe, powerful transformer – this set is guaranteed to provide you and your family with hours of fun.

**Set Includes:**

0-8-0 steam locomotive and tender, boxcar, searchlight car, caboose, three straight FasTrack track sections, eight curved FasTrack track sections, a FasTrack terminal section, CW-40 Transformer, smoke fluid, billboard, ten telephone poles

**Locomotive Features:**

- Transformer controlled forward, neutral, and reverse operation
- Air whistle in tender
- Operating headlight
- Operating coupler on rear of tender

- Powerful maintenance-free motor
- Puffing smoke unit
- Die-cast metal locomotive body with metal frame and trucks

**Rolling Stock Features:**

- Operating couplers
- Opening doors on boxcar
- Illuminated searchlight with adjustable position

Length: 46 3/4"

Layout dimensions: 40" x 60"



**6-30004**  
**Pennsylvania Flyer Passenger Expansion Pack**  
**\$119.99**

Change your set from freight to passenger and back with this expansion pack. Expands your layout from 40" x 60" to 50" x 70".

**Pack Includes:**

- Combination car
- Coach
- Observation car
- Four straight FasTrack track sections
- Station platform
- Six milk cans
- Classic billboard set

**6-30037**  
**Pennsylvania Flyer Operating Freight Expansion Pack**  
**\$119.99**

Expands your layout from 40" x 60" to 50" x 70".

**Pack Includes:**

- Operating coal dump car
- Three-dome tank car
- Hopper
- Three straight FasTrack track sections
- FasTrack uncoupling track section that activates the coal dump car
- Four log-pallet loads
- Railroad signs
- Lubrication and Maintenance Kit

**TRADITIONAL PASSENGER CAR ADD-ONS**

**6-25198**  
**Pennsylvania Vista Dome**  
**\$44.99**

**6-25199**  
**Pennsylvania Baggage Car**  
**\$44.99**

Now you can add a vista dome or baggage car to your train set for even more layout options and passenger service fun.

**Features:**

- Operating couplers – uncouple cars automatically with a remote-control or uncoupling track section (see page 45.)
- Realistic interior illumination
- Length: 11 3/4"

**6-24229**  
**Pennsylvania Water Tower**  
**\$22.99**

**Features:**

- Dimensions: 13" tall

**6-24219**  
**PRR Plastic Girder Bridge**  
**\$17.99**

**Features:**

- Metal base
- Length: 10"



6-25198 Pennsylvania Vista Dome



6-25199 Pennsylvania Baggage Car



6-24219 PRR Plastic Girder Bridge

6-24229 Pennsylvania Water Tower



6-30004 Passenger Expansion Pack



6-30037 Operating Freight Expansion Pack



6-30069 Pennsylvania Flyer 0-8-0 Freight

# Santa Fe Freight Set

**6-30091**  
**Santa Fe Freight Set**  
**\$269.99**

With smoke pouring from the stack and the headlight ablaze, the Santa Fe 0-8-0 steam locomotive races through the west pulling a line of heavy duty freight cars. The all-new die-cast 0-8-0 locomotive by Lionel accurately depicts a classic steam engine that was popular on many railroads for both mainline and switcher duties. This handsome set also includes a boxcar, flatcar, operating log dump car, and caboose decorated in classic Santa Fe livery. Ready to run, it comes complete with a generous loop of FasTrack and a powerful CW-80 Transformer.

## Set Includes:

0-8-0 steam locomotive and tender, flatcar, boxcar, log dump car, center cupola caboose, eight curve FasTrack sections, two straight FasTrack sections, one FasTrack terminal section, one FasTrack uncoupling section, powerful CW-80 Transformer

## Locomotive Features:

- Transformer controlled forward, neutral, and reverse operation
- Operating whistle
- Operating headlight
- Operating coupler on rear of tender
- Powerful maintenance-free motor
- Traction tires
- Die-cast metal locomotive body and frame
- Upgraded drive rod assembly

## Rolling Stock Features:

- Operating couplers
- Opening doors on boxcar
- Log dump car dumps logs at the touch of a button
- Includes log load and unloading bin
- Interior illumination in caboose

Length: Approx. 58"  
Layout dimensions: 40" x 60"



**6-24220**  
**Santa Fe Girder Bridge**  
**\$17.99**

- Features:**
- Metal base
  - Length: 10"



**6-24155**  
**Blinking Light Billboard**  
**\$20.99**

- Features:**
- Light blinks on and off
  - Railroad billboard art
  - Dimensions: 5 3/4" x 7/8" x 4 1/2"





# New York Central Flyer

**6-30016**  
**New York Central Set**  
**\$279.99**

The New York Central Flyer barrels down the mainline with the added realism of the TrainSounds sound system. A classic steamer leads the way with puffing smoke and other exciting effects such as steam chuffing, whistle, and even crew dialog! This train set comes complete with a colorful string of freight cars, a large FasTrack loop, and a powerful CW-80 Transformer.

**Set Includes:**

4-4-2 steam locomotive and tender, boxcar, gondola with canisters, searchlight car, caboose, three straight FasTrack track sections, eight curved FasTrack track sections, a FasTrack terminal section, CW-80 Transformer, smoke fluid

**Locomotive Features:**

- Transformer controlled forward, neutral, and reverse operation
- TrainSounds sound system with steam chuffing, steam whistle, bell, squealing brakes and operator-controlled multi-part crew dialog
- Operating headlight
- Operating coupler on rear of tender
- Powerful maintenance-free motor
- Puffing smoke
- Die-cast metal locomotive body
- Metal tender frame with die-cast metal trucks

**Rolling Stock Features:**

- Operating couplers
- Opening doors on boxcar
- Four canisters on gondola
- Illuminated searchlight with adjustable position
- Interior illumination in caboose

Length: 58"

Layout dimensions: 40" x 60"





**6-30038**  
**New York Central Operating Freight Expansion Pack**  
**\$119.99**

Expand your layout from 40" x 60" to 50" x 70".

**Pack Includes:**

- Operating coal dump car
- Flatcar with stakes
- Boxcar car
- Three straight FasTrack track sections
- FasTrack uncoupling track section that activates the coal dump car
- 5" straight FasTrack track section
- Tractor and trailer
- Railroad signs
- Lubrication and Maintenance Kit

**6-30008**  
**New York Central Flyer Passenger Expansion Pack**  
**\$119.99**

Change your set from freight to passenger and back with this expansion pack. Expands layout from 40" x 60" to 50" x 70".

**Pack Includes:**

- Combination car
- Coach
- Observation car
- Four straight FasTrack track sections
- Station platform
- Six milk cans
- Classic billboard set

**6-35100**  
**New York Central Vista Dome**  
**\$44.99**

**Features:**

- Operating couplers – uncouple cars automatically with a remote-control or uncoupling track section (see page 45).
- Realistic interior illumination
- Length: 11 3/4"



**6-35100 New York Central Vista Dome**



**6-30038 New York Central Operating Freight Expansion Pack**



**6-30008 New York Central Flyer Passenger Expansion Pack**



**6-30016 New York Central Set**

# Thomas & Friends™

## 6-30069 Thomas & Friends™ O-Gauge Train Set \$169.99

Available with the PowerMaxTransformer and the FasTrack track system, Thomas & Friends™ are ready for some exciting adventures on the Island of Sodor. Accompanying Thomas are his faithful coaches, Annie and Clarabel, as well as two very responsible railway workers and our favorite Controller, Sir Topham Hatt. Thomas' moving eyes ensure that your journey on everyone's #1 engine is a safe one, and the removable roofs of Annie and Clarabel allow you to load and unload your passengers.

### Set Includes:

Thomas the Tank Engine™ with three interchangeable faces, Annie, Clarabel, three play figures, three straight FasTrack track sections, eight curved FasTrack track sections, a FasTrack terminal section, powerful Lionel PowerMax transformer

### Features:

- Transformer controlled forward, neutral and reverse operation
- Moving eyes on Thomas the Tank Engine™
- Electronic whistle
- Operating coupler on rear of locomotive
- Dual operating couplers on Annie and Clarabel
- Powerful maintenance-free motor
- Traction tire
- Set of three removable faces
- Removable roofs on Thomas, Annie and Clarabel
- Three play figures

Length: 21"

Layout dimensions: 40" x 60"



## 6-18741

### Thomas the Tank Engine™ (New) \$119.99

This cheeky, little engine is now available for sale separately.

### Features:

- Transformer controlled forward, neutral, and reverse operation
- Powerful maintenance-free motor
- Electronic whistle
- Operating coupler on rear of locomotive
- Traction tire
- Moving eyes
- Set of three removable faces

Length: Approx. 7 3/4"

## 6-14267

### Sir Topham Hatt Gateman \$79.99

Sir Topham Hatt emerges from Junction Station on the Island of Sodor to watch the engines on his branch line roll by.

### Features:

- Sir Topham Hatt figure with lighted lantern
- 153C Contactor included
- Also works with an insulated track section
- FasTrack compatible
- Fully assembled
- Dimensions: 7" x 5 3/4" x 4 3/4"



©2008 Gullane (Thomas) Limited  
©2008 HIT Entertainment Limited  
HIT and HIT Logo are trademarks of HIT Entertainment Limited

**6-30035**  
**Sodor Freight Expansion Pack**  
**\$119.99**

Even more exciting cars to add to your layout. Expands layout from 40" x 60" to 50" x 70".

**Pack Includes:**

- Flatcar with Harold the Helicopter
- Gondola with canisters
- S.C. Ruffey
- Bobber caboose
- Four straight FasTrack track sections

**6-30012**  
**Thomas & Friends™ Expansion Pack**  
**\$119.99**

Grow your Thomas layout with four freight cars. Expands layout from 40" x 60" to 50" x 70".

**Pack Includes:**

- Troublesome Truck I
- Troublesome Truck II
- Tidmouth Milk Single Dome Tank Car
- Sodor Mining Company Hopper
- Four straight FasTrack track sections



**6-28900**  
**Iron 'Arry and Iron Bert 2-pack (New)**  
**\$239.99**

These twins are ready for work down in the scrap yards and smelters sheds on the Island of Sodor. Take care that these two diesels don't get a hold of your steam engines. They would just love to break them down.

2-Pack Includes:

- Iron 'Arry (6-28898)
- Iron Bert (6-28899)

**Features:**

- Transformer controlled forward, neutral, and reverse operation
- Powerful maintenance-free motor
- Operating coupler on rear of locomotive
- Traction tire
- Moving eyes
- Set of three removable faces for each engine
- Each engine is individually boxed
- Length: Approx. 7 3/4" each

**6-28883**  
**Diesel**  
**\$119.99**

Diesel is ready for action on your Lionel layout. Ever scheming and stirring up trouble, devious Diesel is sure to be the center of new adventures and mishaps on the Island of Sodor.

**Features:**

- Transformer controlled forward, neutral, and reverse operation
- Powerful maintenance-free motor
- Operating coupler on rear of locomotive
- Traction tire
- Moving eyes
- Set of three removable faces
- Length: Approx. 7 3/4"

**6-18734**  
**James**  
**\$119.99**

With a fine scarlet coat, James is ready to hit the rails on your layout.

**Features:**

- Transformer controlled forward, neutral, and reverse operation
- Powerful maintenance-free motor
- Operating whistle
- Operating coupler on rear of locomotive
- Moving eyes
- Set of three removable faces
- Removable roof
- Length: Approx. 9"

**6-18733**  
**Percy**  
**\$119.99**

Percy is happy to join Thomas and his friends puffing around your layout.

**Features:**

- Transformer controlled forward, neutral, and reverse operation
- Powerful maintenance-free motor
- Operating whistle
- Operating coupler on rear of locomotive
- Moving eyes
- Set of three removable faces
- Removable roof
- Length: Approx. 7"



6-28900 Iron 'Arry and Iron Bert 2-pack (NEW)



6-28883 Diesel



6-18734 James



6-18733 Percy

**6-30012 Thomas & Friends™**  
**Expansion Pack**



**6-30069**  
**Sodor**  
**Freight**  
**Expansion**  
**Pack**



# The Polar Express™ O-Gauge

**6-31960**

**The Polar Express™ O-Gauge**

**\$299.99**

Now, you can own the Polar Express train featured in both the best-selling book and the hit movie. Painstakingly designed to be true to the original, this exclusive Lionel train set features a die-cast metal Berkshire steam locomotive with a larger pilot, a headlight lens cap, and a unique whistle. Behind the locomotive and tender are two lighted coach cars and an observation car that features a rounded observation platform — just like in the movie! Silhouettes in the windows depict scenes from the movie. Four main characters are included as articulated figures with turning heads, movable arms, bendable waists, and jointed knees. They can be posed and placed on areas of the locomotive, tender, and passenger cars to replicate your favorite scenes from the movie.

**Set Includes:**

2-8-4 Berkshire steam locomotive and tender, two passenger coaches, one passenger observation car with rounded platform, three straight FasTrack track sections, eight curved FasTrack track sections, one FasTrack terminal section, CW-80 Transformer, articulated movie characters, smoke fluid

**Locomotive Features:**

- Transformer controlled forward, neutral and reverse operation
- Air whistle in tender
- Operating headlight
- Operating coupler on rear of tender
- Powerful maintenance-free motor
- Two traction tires

- Puffing smoke
- Die-cast metal locomotive body and frame
- Separately applied metal handrails
- Large pilot and headlight lens shield

**Passenger Cars Feature:**

- Interior lighting
- Decorated drumhead on observation car
- Rounded observation platform
- Silhouettes in windows

Length: 63 3/8"

Layout Dimensions: 40" x 60"



**6-36875**  
**Polar Express Coach with Announcement (New)** (Not Shown)  
**\$114.99**

For even more excitement, add this passenger coach with real conductor announcements from the movie! The conductor figure, holding his lighted lantern, stands in the doorway welcoming passengers, "All aboard!"

- Features:**
- Interior lighting
  - Silhouettes in windows
  - Conductor figure in the doorway
  - LED lighted conductor's lantern
  - Transformer-controlled sound clip from the movie
  - ON/OFF Switch
  - Length: 12" (check this number)

**6-35130**  
**Polar Express Disappearing Hobo Car**  
**\$64.99**

Add to the fun with this "disappearing hobo" passenger car. Flip the cut-out base tab to make the hobo appear or disappear.

- Features:**
- Interior lighting
  - Length: 12"



**6-35130 Polar Express Disappearing Hobo Car**

**6-28425**  
**Polar Express Elf Handcar**  
**\$84.99**

- Features:**
- Powerful maintenance-free motor
  - Traction tires
  - Length: 4"

**6-14273**  
**Polar Express Add-on Figures**  
**\$26.99**

- Features:**
- Four articulated figures

**6-24203**  
**Polar Express Original Figures**  
**\$26.99**

This people pack is now available separately!

- Features:**
- Four articulated figures

**POLAR EXPRESS ADD-ON CARS**

**6-25134**  
**Polar Express Add-on Diner**  
**\$59.99**



**6-28425 Polar Express Elf Handcar**



**6-14273 Polar Express Add-on Figures**



**6-24203 Polar Express Original Figures**

**6-25135**  
**Polar Express Add-on Baggage Car**  
**\$59.99**

**6-25186**  
**Polar Express Add-on Hot Chocolate Car**  
**\$59.99**

For even more excitement, add a baggage car, a diner, and a hot chocolate car to complete your Polar Express train.

- Features:**
- Interior lighting
  - Silhouettes in windows of diner and hot chocolate car
  - Length: 12"

**POLAR EXPRESS ANIMAL PACKS**

Now Available! Add these animal figures to your Polar Express layout and replicate your favorite scenes from the movie.

**6-24251**  
**Polar Express Caribou Animal Pack (New)**  
**\$22.99**

- Features:**
- Six caribou figures



**6-25134 Polar Express Add-on Diner**



**6-25135 Polar Express Add-on Baggage Car**



**6-25186 Polar Express Add-on Hot Chocolate Car**

**6-24252**  
**Polar Express Wolves and Rabbits Animal Pack (New)**  
**\$22.99**

- Features:**
- Three wolf figures
  - Four rabbit figures

**6-36847**  
**Polar Express Steam TrainSounds Tender**  
**\$114.99**

- Features:**
- TrainSounds sound system with steam chuffing, steam whistle, bell, squealing brakes, and operator-controlled multi-part crew dialog
  - Conventional transformer control
  - Operating coupler on rear tender
  - Length: 8"

(Concept models shown)



**6-24251 Polar Express Caribou Animal Pack (New)**




**6-24252 Polar Express Wolves and Rabbits Animal Pack (New)**



**6-36847 Polar Express Steam TrainSounds Tender**



# Harry Potter™ Hogwarts Express™ O-Gauge



**7-11020**  
**Harry Potter™ Hogwarts Express™ O Gauge**  
**\$299.99**

Now you can bring the magical world of Harry Potter™ to life with the Hogwarts Express™ ready-to-run train set by Lionel! Based on the best-selling books by J.K. Rowling and Warner Bros. movies, this die-cast metal steam locomotive includes a powerful maintenance-free motor, puffing smoke, operating headlight, air whistle and more. The three passenger cars feature interior lighting and operating couplers.

**Set Includes:**

4-6-0 locomotive and tender, two passenger coaches, one combination car, three straight FasTrack track sections, eight curved FasTrack track sections, one FasTrack terminal section, powerful CW-80 Transformer

**Locomotive Features:**

- Transformer controlled forward, neutral and reverse operation
- Air whistle in tender
- Operating headlight
- Operating coupler on rear of tender
- Powerful maintenance-free motor
- Two traction tires
- Puffing smoke
- Die-cast metal locomotive body
- Separately applied metal handrails

**Passenger Cars Feature:**

- Interior lighting
- Operating couplers
- Soft molded diaphragms between cars

Length: 63"

Layout Dimensions: 40" x 60"

**7-11077**  
**Harry Potter Figure Pack (New) (Not Shown)**  
**\$26.99**

Now you can recreate your favorites Harry Potter scenes with this new figure pack.

**Features:**

- Four articulated figures



# Great Western Set with Lincoln Logs

## 6-30034 Great Western Train Set with Lincoln Logs \$229.99

The General-type 4-4-0 steam locomotive rushes across the prairie, steaming toward a new pioneer settlement not far from the mountains. Blow the whistle and pull into town—your adventures in the Wild West are ready to begin. With two authentic Lincoln Logs buildings, you can create your own Lincoln Logs town!

### Set Includes:

General-type steam locomotive and tender, wood-sided reefer, flatcar with horses, baggage car, three straight FasTrack track sections, eight curved FasTrack track sections, a FasTrack terminal section, PowerMax transformer, smoke fluid, two Lincoln Logs buildings

### Locomotive Features:

- Transformer controlled forward, neutral, and reverse operation
- Operating headlight
- Operating coupler on rear of tender
- Maintenance-free powerful motor
- Two traction tires
- Puffing smoke unit

### Rolling Stock Features:

- Operating couplers
- Air whistle in baggage car
- Horse figures and fencing on flatcar

Length: 48 1/4"

Layout Dimensions: 40" x 60"

## 6-30036 Great Western Expansion Pack \$119.99

Grow your layout with the Great Western Train Set Expansion Pack. Expands layout from 40" x 60" to 50" x 70".

### Pack Includes:

- Flatcar with operating handcar
- Log dump car with Lincoln Logs
- Bunkcar
- 3 straight FasTrack track sections
- FasTrack uncoupling track section that activates the log dump car
- Plus an authentic Lincoln Logs building!

## 6-36855 Great Western Horse Car and Corral (New) \$159.99

Round up your horses, herd them through the included livestock corral, and lead them gently in the awaiting Great Western Horse Express car.

### Features:

- Horses move around corral and through the car
- Includes corral and seven horse figures
- Corral fencing
- Length: 11 1/8"



6-36855 Great Western Horse Car and Corral (New)



6-30036 Great Western Expansion Pack



6-30034 Great Western Train Set with Lincoln Logs



# Area 51 Alien Spaceship Recovery Set

6-30087

**Area 51 Alien Spaceship Recovery Set (New)**

**\$229.99**

Excavated from the Groom Lake Mining District in the heart of Area 51, a top-secret train hauls a mysterious load to the carefully guarded Groom Lake military installation. High-level government officials and a select group of scientists await the arrival of the train while the guards carefully examine each car as it rolls by. Led by an industrious 0-8-0 steam locomotive, one flatcar holds two sleek spaceships. A tank car is also being hauled, which contains some unknown other-worldly substance soon to be analyzed by scientists at the military base. What other secrets are hidden in the in the refrigerator car, or the illuminated transfer caboose? Unlock your own imagination with this great, out-of-this-world train set!

## Set Includes:

All-new 0-8-0 steam locomotive and tender, tank car with fluid, flatcar with spaceships load, wood-sided reefer, transfer caboose with illuminated interior, six alien figures, two straight FasTrack sections, eight curved FasTrack sections, a FasTrack terminal section, CW-40 Transformer

## Locomotive Features:

- Transformer controlled forward, neutral, and reverse operation
- Air whistle in tender
- Operating headlight
- Operating coupler on rear of tender
- Powerful maintenance-free motor

- Traction tires
- Die-cast metal locomotive body and frame

## Rolling Stock Features:

- Operating couplers
- Mysterious "alien fluid" in tank car
- Metal handrails, platform, and ladders on tank car
- Opening doors on wood-sided reefer
- Interior illumination in transfer caboose

Layout Dimensions: 40" x 60"  
Length: 58 ¾"

6-36863

**Alien Security Car (New)**

**\$79.99**

Protect your Area 51 train set with this alien security car.

## Features:

- Die-cast metal trucks and operating couplers
- Illuminated searchlight rotates via track power
- Glow-in-the-dark body
- Length: 10 ½"



6-36863 Alien Security Car (New)

# North Pole Central

## Christmas Train

**6-30068**

**North Pole Central Christmas Train**

**\$219.99**

The North Pole Central Christmas Train departs from the snowy arctic, bringing holiday cheer to all points south. On board the train, an elf chases a reindeer around a crate load, and the boxcar plays 12 Christmas carols. This festive train runs around a generous FasTrack loop with power supplied by a mighty PowerMaxTransformer.

**Set Includes:**

4-4-2 steam locomotive and tender, Christmas music boxcar, elf and reindeer animated gondola, lighted caboose, three straight FasTrack track sections, eight curved FasTrack track sections, a FasTrack terminal section, PowerMax Transformer, smoke fluid

**Locomotive Features:**

- Transformer controlled forward, neutral, and reverse operation
- Realistic air whistle in tender
- Operating headlight
- Operating coupler on rear of tender
- Powerful maintenance-free motor
- Traction tire
- Puffing smoke unit
- Die-cast metal locomotive body

**Rolling Stock Features:**

- Operating couplers
- Musical boxcar plays 12 of your favorite Christmas carols (nine-volt battery not included)
- Elf and reindeer figures move around the animated gondola while the train is in motion
- Interior illumination in caboose

Length: 46"

Layout Dimensions: 40" x 60"



**6-30040**  
**North Pole Central Freight**  
**Expansion Pack**  
**\$109.99**

Expands your layout from 40" x 60" to 50" x 70".

**Pack Includes:**

- Flatcar with Santa and Mrs. Claus operating handcar
- Reefer
- Searchlight car
- Lubrication and Maintenance Kit
- Four straight FasTrack track sections

**6-30039**  
**North Pole Central Passenger**  
**Expansion Pack**  
**\$109.99**

Change your set from freight to passenger and back with this expansion pack. Expands your layout from 40" x 60" to 50" x 70".

**Pack Includes:**

- Combination car
- Coach
- Observation car
- Four straight FasTrack track sections
- Station platform
- Three trees
- Five presents

**TRADITIONAL PASSENGER**  
**CARS ADD-ONS**

**6-25196**  
**North Pole Central Vista Dome**  
**\$44.99**

**6-25197**  
**North Pole Central Baggage**  
**Car**  
**\$44.99**

Now you can add a vista dome or baggage car to your train set for even more layout options and passenger service fun.

**Features:**

- Operating couplers – uncouple cars automatically with a remote-control or uncoupling track section (see page 45.)
- Realistic interior illumination
- Length: 11 3/4"

**6-28427**  
**Christmas Snowplow**  
**\$209.99**

With its headlight ablaze, the Christmas Snowplow is ready to work through the night to keep the mainline clear. Painted in bright holiday colors, this decorative car features the legendary power of a genuine Pullmor motor.

**Features:**

- Transformer controlled forward, neutral, and reverse operation
- Powerful Pullmor motor
- Operating headlight
- Operating coupler on rear of unit
- Traction tire
- Die-cast metal frame
- Length: 7 3/4"

**6-34164**  
**Nutcracker Operating**  
**Gateman**  
**\$79.99**

The nutcracker emerges from his shed each time the train passes and stands guard next to a lighted Christmas tree.

**Features:**

- Nutcracker emerges from his shed
- Lighted Christmas tree
- 153C Contactor included
- Also works with an insulated track section (sold separately)
- FasTrack compatible
- Fully assembled
- Dimensions: 7" x 5 3/4" x 4 3/4"

**6-24204**  
**Christmas Tractor and Trailers**  
**with Trees**  
**\$24.99**

**Features:**

- Die-cast metal semi with opening hood
- Detachable trailer
- Includes five removable trees
- Length: 11 3/4"

**6-14260**  
**Christmas Tractor and Trailer**  
**\$24.99**

**Features:**

- Die-cast metal semi with opening hood
- Detachable trailer with opening doors
- Length: 11 3/4"

**6-14259**  
**Christmas People Pack**  
**\$22.99**

Populate your holiday layout with the Christmas People Pack. These detailed, hand-painted figures are made of tough pewter and stand on sturdy bases.

**Features:**

- Six hand-painted pewter figures
- Average height: 1 1/4"



6-28427 Christmas Snowplow



6-34164 Nutcracker Operating Gateman



6-14259 Christmas People Pack



6-14260 Christmas Tractor and Trailer



6-24204 Christmas Tractor and Trailers with Trees



6-30040 North Pole Central Freight Expansion Pack



6-25196 North Pole Central Vista Dome



6-25197 North Pole Central Baggage Car



6-30039 North Pole Central Passenger Expansion Pack



6-30068 North Pole Central Christmas Train

# Halloween Train Set

6-30056

**Halloween Train Set**

**\$219.99**

The haunted Halloween Train leaves the station on its way to Transylvania, ready to convey all things creepy and ghoulish to ghosts and goblins everywhere. On the train, Dracula chases a mummy around a crate load of very suspicious cargo, and a boxcar with spooky sounds frightens anyone close enough to hear the uncanny shrieks and whispers coming from inside. This haunted train runs around a generous FasTrack loop with power supplied by a PowerMax Transformer.

## Set Includes:

4-4-2 steam locomotive and tender, Halloween spooky sounds boxcar, Dracula and mummy animated gondola, lighted caboose, three straight FasTrack track sections, eight curved FasTrack track sections, a FasTrack terminal section, PowerMax Transformer, smoke fluid

## Locomotive Features:

- Transformer controlled forward, neutral, and reverse operation
- Realistic air whistle in tender
- Operating headlight
- Operating coupler on rear of tender
- Powerful maintenance-free motor
- Traction tire
- Puffing smoke unit
- Die-cast metal locomotive body

## Rolling Stock Features:

- Operating couplers
- Boxcar with spooky sounds (nine-volt battery not included)
- Dracula and mummy figures move around the animated gondola while the train is in motion

Length: 46"

Layout dimensions: 40"x 60"



6-24264 Halloween People Pack (New)



6-24265 Trick or Treat People Pack (New)



6-24227 Halloween Animated Billboard (New)



**6-14297**  
**Halloween Witch Pylon**  
**\$139.99**

The Broomstick Flying Academy has a busy schedule in the weeks before Halloween! Witches are flying everywhere, perfecting the art of soaring and dipping on broomsticks until their skills are just right for the long flight on Halloween night. Keep your eyes on the sky on that special eve ... they may be stopping at your house with mischief and magic for you and your family.

**Features:**

- Powerful, maintenance-free motor
- Metal tower
- Interior lighting
- Witch flies approximately 21 1/2" above the base
- Dimensions: 5 3/4" x 5 3/4" x 14 1/4"

**6-24227**  
**Halloween Animated Billboard (New)**  
**\$49.99**

**Features:**

- Billboard automatically changes from one scene to the other
- ON/OFF switch
- Dimensions: 8" x 2 1/4" x 5"

**6-28441**  
**Transylvania Trolley (New)**  
**\$74.99**

Take a trip through Transylvania on this ghoulishly delightful trolley. With its bright LED headlights, interior lighting, and roof details, this trolley brings Halloween cheer to any layout.

**Features:**

- Bumper controlled forward and reverse operation
- Operating LED headlights
- Interior lighting
- Colorfully-illustrated passengers
- Powerful maintenance-free motor
- Traction tire
- Length: 6 3/4"

**6-29882**  
**Witches Operating Brew Car**  
**\$149.99**

The witches have finished mixing their brew, and now it is time to deliver samples all over Transylvania.

**Features:**

- Die-cast metal sprung trucks and operating couplers
- Witch figure unloads cans onto the platform at the touch of a button
- Remote Control Track section required
- Seven brew cans and witch figure
- Metal platform compatible with the FasTrack track system
- Length: 11 1/2"

**6-36857**  
**Bobbing Ghost Boxcar**  
**\$64.99**

What's that scary looking apparition coming down the tracks? It's the Bobbing Ghost Halloween Boxcar! You will howl with delight as the ghost mysteriously floats in and out of its boxcar as it rolls around your layout.

Length: 10 1/4"

**6-14221**  
**Witches Cauldron**  
**\$69.99**

In the cover of three large pine trees, three scary witches huddle around a black cauldron heated by a roaring fire, getting ready to do a magic spell. One witch is poised to throw a fish into the pot, and another reads from a special book, reciting a magic chant. A third witch stirs the potion that simmers in the cauldron.

**Features:**

- Witch appears to stir the cauldron
- Three hand-painted witch figures
- Three pine trees
- Dimensions: 6" diameter

**PEOPLE PACKS**

**6-24264**  
**Halloween People Pack (New)**  
**\$22.99**

**6-24265**  
**Trick or Treat People Pack (New)**  
**\$22.99**

Choose from two, new people packs for your Halloween layout.

**Features:**

- Five hand-painted pewter figures
- Average height: 1 1/4" (check)



6-36957 Bobbing Ghost Boxcar



6-28441 Transylvania Trolley (New)



6-14221 Witches Cauldron



6-14297 Halloween Witch Pylon



6-29822 Witches Operating Brew Car



6-30056 Halloween Train Set

# UPS® Centennial Steam Set

6-30061

UPS® Centennial Steam Set

\$229.99

In commemoration of the 100th anniversary of UPS, Lionel proudly offers this ready-to-run steam train set that honors the historic legacy of this iconic American company. Decorated in classic UPS brown and gold, this set features a 4-4-2 steam locomotive and tender, boxcar, flatcar with removable die-cast UPS van, and caboose.

#### Set Includes:

4-4-2 steam locomotive and tender, boxcar, caboose, UPS van, three straight FasTrack track sections, eight curved FasTrack track sections, a FasTrack terminal section, and a CW-80 Transformer

#### Locomotive Features:

- Transformer controlled forward, neutral, and reverse operation
- Air whistle in tender
- Operating headlight
- Operating coupler on rear of tender
- Powerful maintenance-free motor
- Puffing smoke unit
- Die-cast metal locomotive body with metal frame and trucks

#### Rolling Stock Features:

- Operating couplers
- Opening doors on boxcar
- Removable die-cast UPS van on flatcar
- Interior illumination in caboose

Length: 46 1/2"

Layout dimensions: 40"x 60"



\*UPS, the UPS shield, and the color brown are the trademarks of United Parcel Service of America, Inc. used under licence.

**6-39296**  
**UPS® Centennial Boxcar #3**  
**(New)**  
**\$54.99**

The third boxcar of our UPS® Centennial series features the distinctive UPS shield first used in the 1960's.

- Features:**
- Die-cast metal sprung trucks and operating couplers
  - Metal frame
  - Opening doors
  - Length: 10 ½"

**6-34195**  
**UPS® People Pack**  
**\$26.99**

- Features:**
- Six hand-painted pewter figures
  - Average height: 1 ¼"

**6-24222**  
**UPS® Metal Girder Bridge**  
**(New)**  
**\$29.99**

- Features:**
- FasTrack compatible
  - Die-cast metal girders
  - Metal base
  - Length: 10"



**6-34195 UPS® People Pack**

**6-24235**  
**UPS® Water Tower (New)**  
**\$79.99**

- Features:**
- Metal Tower and ladder
  - Blinking warning light on top
  - Dimensions: 6" x 6" x 15"

**6-39475**  
**UPS® Flatcar with Tractor Trailer (New)**  
**\$64.99**

- Features:**
- Die-cast metal trucks and operating couplers
  - Removable tractor trailer
  - Length: 11"



**6-24235 UPS® Water Tower (New)**



**6-24222 UPS® Metal Girder Bridge (New)**



**6-39475 UPS® Flatcar with Tractor Trailer (New)**



**6-39296 UPS® Centennial Boxcar #3 (New)**



**6-30061 UPS® Centennial Steam Set**

# Alaska Steam Work Train

6-30045

## Alaska Steam Work Train Set \$269.99

The powerful Alaska 0-6-0 switcher moves along the snowy route from Anchorage to Seward, hauling its workload more than 100 miles along the frosty rails. This rugged, ice-bound consist includes a dockside switcher, flatcar with wheel and cargo load, 3-dome tankcar, crane car, and work caboose.

### Set Includes:

0-6-0 dockside steam locomotive, flatcar with load, 3-dome tankcar, crane car, caboose with lighted interior, eight curved FasTrack track sections, 3 straight FasTrack track sections, a FasTrack terminal section, and a CW-80 Transformer

### Locomotive Features:

- Transformer controlled forward, neutral, and reverse operation
- Electronic steam whistle
- Directional lighting, including operating headlight and operating back-up light
- Front and rear operating couplers
- Powerful maintenance-free motor with momentum flywheel
- Traction tires
- Puffing smoke unit
- Die-cast metal body and frame
- Engineer and fireman figures

### Rolling Stock Features:

- Operating couplers
- Pallet and wheel load on flatcar
- Rotating cab and operating boom and hook on crane car
- Interior illumination in caboose

Length: 45 3/4"

Layout dimensions: 40" x 60"

6-30046

## Alaska Work Expansion Pack \$109.99

Expand your work train operation. Expands layout from 40" x 60" to 50" x 70".

### Pack Includes:

- Gondola with containers
- Flatcar with handcar
- Bunk car with interior illumination
- Four straight FasTrack track sections



6-30046 Alaska Work Expansion Pack



6-30045 Alaska Steam Work Train Set



# Northwest Special Freight with TrainSounds

## 6-30047 Northwest Special Freight with TrainSounds \$294.99

The Northwest Special Freight thunders across North America. The powerful GP38 locomotive pulls a boxcar, a hopper, an operating searchlight car, and a caboose. In addition to the impressive locomotive and rolling stock, the Northwest Special Freight also features a CW-80 Transformer and a loop of FasTrack track.

**Set Includes:**  
GP38 diesel locomotive, boxcar, 2-bay hopper, operating searchlight car, caboose, three straight FasTrack sections, eight curved FasTrack sections, a FasTrack terminal section, CW-80 Transformer

- Locomotive Features:**
- Transformer controlled forward, neutral, and reverse operation
  - TrainSounds sound system with diesel engine revving, horn, bell squealing brakes, and operator-controlled, multi-part crew dialog
  - Operating headlight
  - Dual operating couplers
  - Dual powerful maintenance-free motors
  - Metal frame
  - Operating strobe light

- Rolling Stock Features:**
- Operating couplers
  - Operating searchlight on searchlight car
  - Interior illumination in caboose
  - Individually boxed

Length: 48 1/2"  
Layout dimensions: 40" x 60"

## 6-30048 Northwest Special Freight Expansion Pack \$109.99

The Northwest Special Freight Operating Expansion Pack expands layout from 40" x 60" to 50" x 70".

- Pack Includes:**
- Operating log car
  - Single-dome tank car
  - Gondola with canisters
  - Three straight FasTrack track sections
  - FasTrack uncoupling track section that activates the log dump car
  - 5" straight FasTrack track section
  - Tractor and trailer
  - Railroad signs
  - Lubrication and Maintenance Kit



6-30048 Northwest Special Freight Expansion Pack



6-30047 Northwest Special Freight with TrainSounds

# MTA Metro-North Railroad

## 6-30085 MTA Metro-North Railroad Anniversary M7 Commuter Train Set \$279.99

For 25 years, MTA Metro-North Railroad has provided reliable commuter service between New York City and northern suburbs in New York and Connecticut. MTA Metro-North Railroad is proud of its recognized tradition of excellence in service and exceptional on-time performance delivered by extraordinarily dedicated personnel. Lionel celebrates this special anniversary with a brand new ready-to-run train set featuring the railroad's newest commuter car fleet – sleek M-7 electric, multiple-unit rail cars. Decorated in handsome blue and grey, this Lionel set represents the first time these modern commuter cars have been modeled in O Gauge. These trains are seen everyday operating to and from Metro-North's flagship, Grand Central Terminal, as well as suburban stations in its electrified zone.

Each of the four rail cars in the set feature unique elements, such as opening side doors and interior illumination. A realistic horn and headlights are also included on the powered M-7 car. In addition to the transformer and a generous amount of track, this affordable set also includes railroad and passenger figures and an assortment of railroad signs that can be customized with special station name decals to re-create your favorite Metro-North station.

An M-7 add-on 2-pack, station, platform, and other accessories are also available separately.

### Set Includes:

M-7 powered car, three M-7 non-powered cars, three straight FasTrack track sections, eight curved FasTrack track sections, a FasTrack terminal track section, 12 signs, six figures, signage customization kit, PowerMax transformer

### Features:

- Transformer controlled forward, neutral, and reverse operation
- Powerful maintenance-free motor on powered car
- Operating headlights and electronic horn on powered car
- Interior illumination
- Manually opening doors

Layout dimensions: 40" x 60"

1983-2008

# 25

MTA Metro-North Railroad



## 6-35133 MTA Metro-North Railroad Add-on 2-Pack \$84.99

### Features:

- Includes two non-powered cars
- Interior illumination
- Manually opening doors



Customizable Railroad Signs

## 6-24240 MTA Metro-North Railroad Blinking Billboard \$20.99

### Features:

- Light blinks on and off
- Metro-North Railroad and New York Central billboard art
- Dimensions: 5 3/4" x 7/8" x 4 1/2"



6-24240  
MTA Metro-North Railroad Blinking Billboard

## 6-24245 MTA Metro-North Railroad Illuminated Station Platform \$31.99

### Features:

- Two frosted light bulbs
- Customizable station sign
- Dimensions: 12" x 3 3/8" x 5"



6-24245  
MTA Metro-North Railroad Illuminated Station Platform

## 6-24215 MTA Metro-North Railroad Passenger Station \$52.99

Dressed in new colors, this classic lighted passenger station is perfect for any O or O-27 gauge layout.

### Features:

- Lighted interior
- Metro-North Railroad sign on roof overhang
- Dimensions: 12 1/8" x 8 1/4" x 6 1/2"



6-24215  
MTA Metro-North Railroad Passenger Station

# Cascade Range Logging Set

**6-30021**

**Cascade Range Logging Set**  
**\$189.99**

The powerful Dockside switcher hauls three log dump cars through the rugged mountains of the Pacific Northwest. The Cascade Range Logging Train includes a CW-80 Transformer and a generous 40" x 60" loop of FasTrack track.

**Set Includes:**

0-6-0 dockside steam locomotive, three log dump cars with logs, caboose, two straight FasTrack track sections, eight curved FasTrack track sections, a FasTrack terminal section, a FasTrack uncoupling track section, 5" straight FasTrack track section, CW-80 Transformer, smoke fluid

**Locomotive Features:**

- Transformer controlled forward, neutral, and reverse operation
- Electronic steam whistle
- Directional lighting, including operating headlight and operating back-up light

- Front and rear operating couplers
- Powerful maintenance-free motor with momentum flywheel
- Traction tires
- Puffing smoke unit
- Die-cast metal body and frame
- Engineer and fireman figures

**Rolling Stock Features:**

- Operating couplers
- Dumps logs using the uncoupling track section (included)
- Interior illumination in caboose
- Individually boxed

Length: 45 3/4"

Layout dimensions: 40" x 60"



# Santa Fe El Capitan

with TrainSounds

**6-30001**  
**Santa Fe El Capitan with TrainSounds**  
**\$369.99**

The classic FT diesel locomotive, equipped with realistic sounds from the TrainSounds sound system, hurtles down the "Route of the Warbonnets." Three streamlined passenger cars—two illuminated coaches and an illuminated observation car—follow the westbound locomotive. With the CW-80 Transformer and a loop of FasTrack track, you are ready to run one of the Santa Fe's best known passenger trains.

**Set Includes:**

FT diesel locomotive, two streamliner coach cars, one streamliner observation car, three straight FasTrack sections, eight curved FasTrack sections, a FasTrack terminal section, CW-80 Transformer

**Locomotive Features:**

- Transformer controlled forward, neutral, and reverse operation
- TrainSounds sound system with diesel engine revving, diesel horn, bell, squealing brakes, and operator-controlled, multi-part crew dialog
- Operating headlight
- Front operating coupler
- Dual powerful maintenance-free motors
- Traction tires
- Die-cast metal trucks, pilot, fuel tank
- Metal frame
- Lighted cab interior
- Engineer and fireman figures

**Passenger Cars Feature:**

- Die-cast metal trucks and operating couplers
- Authentically detailed interiors
- Interior illumination
- Flexible diaphragms between cars
- Opening doors

Length: 52 1/2"  
Layout dimensions: 40" x 60"



**6-30001 Santa Fe El Capitan with TrainSounds**

# Rio Grande Fast Freight with TrainSounds

**6-30049**

**Rio Grande Fast Freight with TrainSounds (New)**

**\$319.99**

A powerful 2-8-4 Berkshire highballs down the high iron leading a handsome load of freight. This impressive consist includes an operating coal dump car. The Rio Grande Fast Freight is complete with a large FasTrack layout and the powerful CW-80 Transformer.

### Set Includes:

2-8-4 Berkshire steam locomotive and tender, boxcar, coal dump car and tray, tank car, offset square window caboose with illuminated interior, two straight FasTrack sections, eight curved FasTrack sections, a FasTrack uncoupling section, a FasTrack terminal section, CW-80 Transformer, smoke fluid

### Locomotive Features:

- Transformer controlled forward, neutral, and reverse operation
- TrainSounds sound system with steam chuffing, steam whistle, bell, squealing brakes, and operator-controlled multi-part crew dialog
- Operating headlight
- Operating coupler on rear of tender
- Powerful maintenance-free motor with momentum flywheel
- Traction tires
- Puffing smoke unit
- Die-cast metal locomotive body, frame, and trucks
- Die-cast metal tender body and trucks with a metal frame
- Engineer and fireman figures

### Rolling Stock Features:

- Die-cast metal sprung trucks and operating couplers (caboose has die-cast metal trucks)
- Opening doors on boxcar
- Coal car dumps coal at the touch of a button
- Interior illumination in caboose

Length: 59 3/4"

Layout dimensions: 40"x 60"

**6-28420**

**Denver & Rio Grande Western Hand Car**

**\$69.99**

Two diligent workers grip the levers of this handcar and move it to a work site that's further down the tracks. Add this car to your layout for motion-packed fun!

### Features:

- Powerful maintenance-free motor
- Traction tires
- Length: 4"

### TRADITIONAL PASSENGER CAR ADD-ONS

**6-35129**

**Santa Fe El Capitan Vista Dome (New)**

**\$69.99**

**6-35128**

**Santa Fe El Capitan Baggage Car (New)**

**\$69.99**

Now you can add a vista dome or baggage car to your train set for even more layout options and passenger service fun.

### Features:

- Operating couplers – uncouple cars automatically with a remote-control or uncoupling track section (see page 45.)
- Realistic interior illumination
- Length: 11 3/4"



**6-28420 Denver & Rio Grande Western Hand Car**



**6-35129 Santa Fe El Capitan Vista Dome (New)** (Concept model shown)



**6-35128 Santa Fe El Capitan Baggage Car (New)** (Concept model shown)



**6-30049 Rio Grande Fast Freight with TrainSounds (new)**



# The Polar Express™ G-Gauge

DOWNLOAD



**7-11022**  
**The Polar Express™ G-Gauge**  
**\$139.99**

Here's a addition to the Polar Express product line – an exquisitely crafted G-Gauge train set that can be run on rechargeable battery technology. You can operate this train using a 9.6 volt rechargeable battery (not included) or use six conventional C batteries (which are included) – it's your choice! The set also comes with an easy-to-operate RC remote controller (with two AA batteries included).

But what sets this set apart is the unmatched craftsmanship. The engine and tender have details never before seen in a G-Gauge format. The Observation car has an endearing "disappearing hobo" feature. All of this is available at an unbelievably affordable price.

**Set Features:**

- Locomotive
- Coal tender
- Passenger coach with two opening doors
- Observation car with "disappearing hobo" feature and opening door
- Three Polar Express figures (conductor, boy and hobo)
- Easy-to-assemble G-Gauge track (55" x 72" oval)
- Easy-to-unpack, easy-to-repack storage box
- RC remote controller
- Six C and two AA batteries

**Locomotive Features:**

- Highly detailed G-Gauge steam locomotive
- Authentic train sounds including authentic bell and whistle
- Working headlight

**Rolling Stock Features:**

- Handsomely detailed passenger coach
- Observation car with "disappearing hobo" feature
- Fixed knuckle couplers

**Track**

- 55" x 72" oval of G-Gauge track (12 curved and 4 straights)
- Note: Extra track also available (see page 31).

**Remote Control Features:**

- Designed for easy use
- Comes equipped with two AA batteries
- Clearly marked buttons allow train to go forward and backwards, sound the whistle, ring the bell, and play 'All aboard for the Polar Express'



# Harry Potter™ Hogwarts Express™ G-Gauge

**7-11080**  
**Harry Potter™ Hogwarts Express™ G-Gauge (New)**  
**\$139.99**

Bring the magical world of Harry Potter™ to life with the new Hogwarts Express™ G-Gauge battery-operated train set by Lionel! Operate this ready-to-run train using a 9.6 volt rechargeable battery (not included) or use six conventional C batteries (which are included). The set also comes with an easy-to-operate RC remote controller (with two AA batteries included).

#### Set Includes:

- G-gauge 4-6-0 steam locomotive engine and tender
- One passenger coach
- One combination car
- 12 curved and 4 straight track pieces
- RC remote controller
- 6 C batteries
- 2 AA batteries

#### Locomotive Features:

- Highly detailed G-Gauge steam locomotive
- Authentic train sounds, including bell and whistle
- Working headlight

#### Passenger Cars Features:

- Fixed knuckle couplers

#### Track

- 55" x 72" oval of G-Gauge track (12 curved and 4 straights)
- Note: Extra track also available (see page 31.)

#### Remote Control Features:

- Designed for easy use
- Comes equipped with two AA batteries
- Clearly marked buttons allow train to go forward and backwards, sound the whistle, and ring the bell







## G-GAUGE TRACK PACKS

### 7-11039

#### Add-on Track Pack - Straight \$9.99

Track Pack Includes:

- Four straight track pieces
- Length: 8 ½" each

### 7-11040

#### Add-on Track Pack - Curved \$14.99

Track Pack Includes:

- Six curved track pieces
- Creates a half-circle

### 7-11078

#### Extended Oval Track Pack \$39.99

Track Pack Includes:

- LH Manual Switch
- RH Manual Switch
- Two 3.5" straight track pieces
- Four curved track pieces

### 7-11079

#### Add-on Spur Track Pack \$29.99

Track Pack Includes:

- LH Manual Switch
- 3.5" straight track piece
- End track with bumper
- Straight track piece
- Curve track piece

### 7-11039

#### Add-on Track Pack - Straight



### 7-11040

#### Add-on Track Pack - Curved



# Steam Engines

## 0-6-0 DOCKSIDE SWITCHERS

**6-38601**  
**Lionel Lines 0-6-0 Dockside Switcher**  
**\$109.99**

**6-38600**  
**Union Pacific 0-6-0 Dockside Switcher**  
**\$109.99**

**6-38630**  
**U.S. Army 0-6-0 Dockside Switcher (New)**  
**\$109.99**

Built of tough die-cast metal, these mighty switchers offer plenty of action in an affordable package.

### Features:

- Transformer controlled forward, neutral, and reverse operation
- Electronic steam whistle
- Directional lighting with operating headlight and back-up light
- Die-cast metal locomotive body and frame
- Powerful maintenance-free motor with momentum flywheel
- Front and rear operating couplers
- Traction tires
- Puffing smoke unit
- Engineer and fireman figures
- Length: 8 1/2"

## 4-4-2 STEAM LOCOMOTIVES

**6-38644**  
**Lionel Lines 4-4-2 (New)**  
**\$109.99**

**6-38627**  
**Great Northern 4-4-2**  
**\$109.99**

Every railroad needs a strong stable of iron horses. Built of tough die-cast metal, the classic 4-4-2 is available in Great Northern livery.

### Features:

- Transformer controlled forward, neutral, and reverse operation
- Realistic air whistle in tender
- Powerful, maintenance-free motor
- Operating headlight
- Die-cast metal locomotive body and frame
- Operating coupler on rear of tender
- Traction tires
- Puffing smoke unit
- Die-cast metal tender trucks
- Metal tender frame
- Dimensions: Length: 18 1/4"

**6-38658**  
**General 4-4-0 with TrainSounds Tender (New)**  
**\$164.99**

### Features:

- Transformer controlled forward, neutral, and reverse operation
- TrainSounds sound system with steam chuffing, steam whistle, bell, squealing brakes, and operator-controlled multi-part crew dialog
- Powerful, maintenance-free motor
- Operating headlight
- Operating coupler on rear of tender
- Traction tires
- Puffing smoke unit
- Die-cast metal tender trucks
- Metal tender frame
- Length: 16"

6-38601 Lionel Lines 0-6-0 Dockside



6-38630 Union Pacific 0-6-0 Dock Switcher




6-38600 U.S. Army 0-6-0 Dockside Switcher (New)



6-38644 Lionel Lines 4-4-2 (New)



6-38627 Great Northern 4-4-2



6-38658 General 4-4-0 with TrainSounds Tender (New)



# Steam Engines

continued

**6-38651**  
**Lionel Lines 0-8-0 (New)**  
**\$219.99**

**Features:**

- Transformer controlled forward, neutral, and reverse operation
- Air whistle in tender
- Operating headlight
- Operating coupler on rear of tender
- Powerful maintenance-free motor
- Puffing smoke unit
- Length: 18"

**6-36624**  
**Lionel Lines Caboose**  
**\$39.99**

**Features:**

- Operating couplers
- Interior illumination
- Length: 7 1/4"

### 0-4-0 STEAM LOCOMOTIVES

**6-38654**  
**Bethlehem Steel 0-4-0 Switcher (New)**  
**\$169.99**

**6-38606**  
**Southern Pacific 0-4-0 Switcher**  
**\$169.99**

These die-cast metal switchers are ready for action on any layout. Push or pull rolling stock with dual operating couplers. Each locomotive also includes a realistic steam whistle.

**Features:**

- Transformer controlled forward, neutral, and reverse operation
- Electronic steam whistle
- Powerful, maintenance-free motor
- Die-cast metal locomotive body and frame
- Traction tires
- Puffing smoke unit
- Die-cast metal tender trucks
- Die-cast metal tender frame
- Operating headlight
- Front and rear operating couplers
- Length: 15"

**6-36587**  
**Southern Pacific Caboose**  
**\$39.99**

**Features:**

- Operating couplers
- Die-cast metal trucks
- Metal frame, ladders, tool boxes, and smokestack
- Interior illumination
- Length: 7 1/4"

6-38651 Lionel Lines 0-8-0 (New)



6-38654 Bethlehem Steel 0-4-0 Switcher (New)



6-36624 Lionel Lines Caboose



6-36587 Southern Pacific Caboose



6-38606 Southern Pacific 0-4-0 Switcher



# Diesel Engines

**6-28421**  
**Fort Collins Trolley**  
**\$64.99**

**Features:**

- Bumper controlled forward and reverse operation
- Operating LED headlights
- Interior lighting with passenger silhouettes
- Powerful maintenance-free motor
- Traction tire
- Length: 6 3/4"

**6-28419**  
**Lionel Lines Speeder**  
**\$69.99**

The motorized successor to the handcar, the speeder moved track gangs to the work site and even took the railroad brass on inspection runs. At a pint-sized price, this runabout adds action to any layout or can even give chase to your favorite Lionel ready-to-run train set.

**Features:**

- Transformer controlled forward, neutral, and reverse operation
- Directional lighting
- Powerful maintenance-free motor
- Traction tire
- Die-cast metal frame
- Separately applied metal handrails
- Operating strobe light
- Detailed cab interior
- Interior illumination
- Two crew figures
- Length: 3 3/4"

**6-28444**  
**New Haven Handcar (New)**  
**\$74.99**

Add this car to your layout for motion-packed fun!

**Features:**

- Powerful maintenance-free motor
- Traction tires
- Length: 4"

**RS-3 DIESEL LOCOMOTIVES**

**6-28887**  
**Southern RS-3 (New)**  
**\$94.99**

**6-28886**  
**Rock Island RS-3 (New)**  
**\$94.99**

Beef up your diesel fleet with these ready for action freight growlers. Each locomotive includes a powerful horn and dual operating couplers.

**Features:**

- Transformer controlled forward, neutral, and reverse operation
- Electronic diesel horn
- Operating headlights
- Front and rear operating couplers
- Powerful maintenance-free motor
- Traction tires
- Interior illumination
- Engineer and fireman figures
- Length: 14 1/2"

**6-18994**  
**Lionel Lines FA Diesel (New)**  
**\$89.99**

**Features:**

- Transformer controlled forward, neutral, and reverse operation
- Electronic diesel horn
- Operating headlights
- Rear operating coupler
- Powerful maintenance-free motor
- Traction tires
- Interior illumination
- Length: 10 3/8"

6-28421 Fort Collins Trolley



6-28419 Lionel Lines Speeder



6-28887 Southern RS-3 (New)



6-28886 Rock Island RS-3 (New)



6-28444 New Haven Handcar (New)



6-18994 Lionel Lines FA Diesel (New)



# Operating Cars

**6-36809**  
**New York Central Derrick Car**  
**\$34.99**

- Features:**
- Operating couplers
  - Movable boom
  - Operating winch
  - Length: 11"


**6-36812**  
**British Columbia Log Dump Car**  
**\$34.99**

- Features:**
- Die-cast metal trucks and operating couplers
  - Dumps logs at the touch of a button (Remote control track section required)
  - Includes log load and unloading bin
  - Length: 10"

**6-36868**  
**New Haven Barrel Ramp Car (New)**  
**\$39.99**

- Features:**
- Operating couplers
  - Includes eight wood barrels
  - Length: 11"

6-36809 New York Central Derrick Car



6-36812 British Columbia Log Dump Car



6-36868 New Haven Barrel Ramp Car (New)



# Operating Cars

## 6-36866 Western Pacific Coal Dump (New) \$39.99

### Features:

- Die-cast metal trucks and operating couplers
- Dumps coals at the touch of a button (Remote control track section required)
- Includes coal load and unloading bin
- Length: 11"

## 6-36859 Lionel Lines Aquarium Car (New) \$79.99

### Features:

- Die-cast metal trucks and operating couplers
- Powerful maintenance free motor with ON/OFF switch
- Interior illumination
- Metal frame
- Length: 10 1/2"

## 6-36831 Maintenance of Way Welding Car \$74.99

### Features:

- Die-cast metal sprung trucks and operating couplers
- LED light simulates the glow of a welder's arc light when car is in motion
- Length: 10 3/4"

6-36866 Western Pacific Coal Dump (New)



6-36859 Lionel Lines Aquarium Car (New)



6-36831 Maintenance of Way Welding Car



# Rolling Stock

## Traditional Freight Cars

Lionel Traditional Freight Cars are great additions to any traditionally-sized Lionel train set. Colorful and durable, these cars are available in a wide variety of road names and collectable series.

**6-26400 Chicago and North Western Hopper**  
**\$34.99**

- Features:**
- Operating couplers—uncouple cars automatically with a remote-control or uncoupling track section
  - Length: 9 1/2"

**6-26401 Northern Pacific Ore Car**  
**\$34.99**

- Features:**
- Operating couplers—uncouple cars automatically with a remote-control or uncoupling track section
  - Length: 7"

**6-25025 Reading Boxcar**  
**\$34.99**

- Features:**
- Operating couplers—uncouple cars automatically with a remote-control or uncoupling track section
  - Opening doors
  - Length: 10 1/2"

**6-26197 Delaware and Hudson Tank Car**  
**\$34.99**

- Features:**
- Operating couplers—uncouple cars automatically with a remote-control or uncoupling track section
  - Metal handrails, platform, and ladders
  - Length: 10"

**6-36113 Illinois Central Single-Dome Tank Car (New)**  
**\$34.99**

- Features:**
- Operating couplers—uncouple cars automatically with a remote-control or uncoupling track section
  - Metal handrails, platform, and ladders
  - Length: 10"

**6-25026 Rock Island Hi-cube Boxcar**  
**\$34.99**

- Features:**
- Operating couplers—uncouple cars automatically with a remote-control or uncoupling track section
  - Opening doors
  - Length: 11 1/4"

**6-15021 Katy Waffle-sided Boxcar (New)**  
**\$34.99**

- Features:**
- Operating couplers—uncouple cars automatically with a remote-control or uncoupling track section
  - Opening doors
  - Length: 10 1/2"

**6-25050 British Columbia Hi-Cube Boxcar (New)**  
**\$34.99**

- Features:**
- Operating couplers—uncouple cars automatically with a remote-control or uncoupling track section
  - Opening doors
  - Length: 11 1/4"

**6-25051 Seaboard Boxcar (New)**  
**\$34.99**

- Features:**
- Operating couplers—uncouple cars automatically with a remote-control or uncoupling track section
  - Opening doors
  - Length: 10 1/2"

**6-26378 Conrail 2-Tier Auto Carrier (New)**  
**\$34.99**

- Features:**
- Operating couplers—uncouple cars automatically with a remote-control or uncoupling track section
  - Length: 13"

**6-26379 Pennsylvania Railroad Gondola with Cable Reels (New)**  
**\$34.99**

- Features:**
- Operating couplers—uncouple cars automatically with a remote-control or uncoupling track section
  - Two removable cable reels
  - Length: 10"

**6-26380 New York Central Flatcar with Bulkheads (New)**  
**\$34.99**

- Features:**
- Operating couplers—uncouple cars automatically with a remote-control or uncoupling track section
  - Length: 11"

**6-26400 Chicago and North Western Hopper**



**6-26401 Northern Pacific Ore Car**



**6-25025 Reading Boxcar**



**6-26197 Delaware and Hudson Tank Car**





6-36113 Illinois Central Single-Dome Tank Car (New)



6-25051 Seaboard Boxcar (New)



6-25026 Rock Island Hi-cube Boxcar



6-26378 Conrail 2-Tier Auto Carrier (New)



6-15021 Katy Waffle-sided Boxcar (New)



6-26379 Pennsylvania Railroad Gondola with Cable Reels (New)



6-25050 British Columbia Hi-Cube Boxcar (New)



6-26380 New York Central Flatcar with Bulkheads (New)



# Rolling Stock

continued

**6-26410 Chessie System Hopper (New)**  
**\$34.99**

**Features:**

- Operating couplers—uncouple cars automatically with a remote-control or uncoupling track section
- Length: 9 1/2"

**6-26411 Lionel Lines Ore Car (New)**  
**\$34.99**

**Features:**

- Operating couplers—uncouple cars automatically with a remote-control or uncoupling track section
- Length: 7"

**6-36112 Northern Pacific Three Dome Tank Car (New)**  
**\$34.99**

**Features:**

- Operating couplers—uncouple cars automatically with a remote-control or uncoupling track section
- Metal handrails, platform, and ladders
- Length: 10"

**6-36114 A.R.T. Woodsided Reefer (New)**  
**\$34.99**

**Features:**

- Operating couplers—uncouple cars automatically with a remote-control or uncoupling track section
- Opening doors
- Length: 11"

**6-25059 Democrat 2008 Election Boxcar (New)**  
**\$49.99**

**Features:**

- Operating couplers—uncouple cars automatically with a remote-control or uncoupling track section
- Opening doors
- Minimum Curve: 0-27
- Length: 10 1/2"

**6-25060 Republican 2008 Election Boxcar (New)**  
**\$49.99**

**Features:**

- Operating couplers—uncouple cars automatically with a remote-control or uncoupling track section
- Opening doors
- Length: 10 1/2"

**LIONEL CATALOG ART SERIES**

**6-29950 1948 Lionel Art Boxcar**  
**\$49.99**

**6-29951 1954 Lionel Art Boxcar**  
**\$49.99**

Celebrate some of the most memorable train art ever in the new Lionel Catalog Art Series. Unforgettable Lionel covers from the Postwar Era are commemorated on these striking boxcars.

**Features:**

- Die cast metal sprung trucks and operating couplers
- Opening doors
- Metal frame
- Length: 10 1/2"

**6-26410 Chessie System Hopper (New)**




**6-26411 Lionel Lines Ore Car (New)**



**6-36112 Northern Pacific Three Dome Tank Car (New)**




**6-36114 A.R.T. Woodsided Reefer (New)**



**6-25059 Democrat 2008 Election Boxcar (New)**



**6-25060 Republican 2008 Election Boxcar (New)**



**6-29950 1948 Lionel Art Boxcar**



**6-29951 1954 Lionel Art Boxcar**



# Accessories

**6-14229**  
**Crossing Shanty**  
**\$19.99**

Featuring lighted interior and hinged shutters, this accessory is ready to stand guard at your grade crossing.

- Features:**
- Lighted interior
  - Hinged shutters
  - Dimensions: 2 1/4" x 2 1/2" x 3"

**6-24190**  
**Station Platform**  
**\$16.99**

Dimensions: 12" x 3 3/8" x 5"

**6-14257**  
**#133 Passenger Station**  
**\$54.99**

**6-14258**  
**North Pole Passenger Station**  
**\$52.99**

- Features:**
- Lighted interior
  - Dimensions: 12 1/8" x 8 1/4" x 6 1/2"

**6-24187**  
**Classic Billboard Set**  
**\$9.59**

- Features:**
- Easy assembly
  - Five different railroad billboard inserts
  - Set of three billboard stands
  - Dimensions: 5 3/4" x 7/8" x 3 1/4"

**6-24155**  
**Blinking Light Billboard**  
**\$20.99**

- Features:**
- Light blinks on and off
  - Railroad billboard art
  - Dimensions: 5 3/4" x 7/8" x 4 1/2"

**6-12927**  
**#65 Yard Lights**  
**\$17.49**

- Features:**
- Illumination from two elevated bulbs
  - Set of three
  - Dimensions: 6 1/4" height

6-14229 Crossing Shanty



6-24190 Station Platform




6-14257 #133 Passenger Station



6-14258 North Pole Passenger Station



6-24187 Classic Billboard Set



6-24155 Blinking Light Billboard



6-12927 #65 Yard Lights



# Accessories

continued

## 6-14091 Auto Gateman \$69.99

### Features:

- Gateman emerges from his shed to warn motorists of passing trains
- 153C Contactor included
- Also works with insulated track section (sold separately)
- Comes fully assembled
- Dimensions: 7" x 5 3/4" x 4 3/4"

## 6-12730 Lionel Girder Bridge \$17.99

### Features:

- Girders with raised Lionel lettering
- Metal base
- Length: 10"

## 6-14215 Tug-of-War \$59.99

At the Lionelville town picnic, everyone enjoys a little friendly competition. The tug-of-war game is in full swing. Which side will win?

### Features:

- Three animated figures on each side pull the rope back and forth
- Dimensions: 6" diameter

## 6-14219 Ice Rink \$79.99

These skaters are enjoying winter in Lionelville! On the ice, a couple holds hands while a little girl glides along behind them. Off to the side, a hockey player waits with his stick until he can score a goal, and another skater is putting on his skates to get ready for fun. One skater has lost his balance, falling on the slippery ice! Two figure skaters twirl and glide along.

### Features:

- Four animated figures skate on the ice
- Eight hand-painted skaters
- Dimensions: 6 1/4" x 10 3/8"

## 6-14199 Playground Swings \$74.99

Watch the children swing back and forth all day long. Two boys play "hide-and-go-seek" in the pipes. The compact size of the accessory offers an easy way to add animation to any size layout.

### Features:


- Two children swing back and forth
- Five hand-painted figures
- Dimensions: Approx. 4 1/2" x 4 1/2" x 3"



6-14091 Auto Gateman



6-12730 Lionel Girder Bridge



6-14215 Tug-of-War



6-14219 Ice Rink



6-14199 Playground Swings

## LIONELVILLE PEOPLE PACKS

**6-14218**  
**Downtown People Pack**  
**\$22.99**

**6-24196**  
**Farm People Pack**  
**\$22.99**

**6-24193**  
**Railroad Yard People Pack**  
**\$22.99**

**6-24197**  
**City Accessory Pack**  
**\$22.99**

Now you can populate your Favorite Lionel operating accessories with Lionelville People Packs. The detailed, hand-painted figures are made of tough pewter, standing on sturdy bases.

Average height: 1 3/8"

**6-14240**  
**Ice Blocks Pack**  
**\$5.49**

**Features:**  
 • For use with the Icing Station and Ice Car  
 • Set of ten

**6-12732**  
**Coal Bag**  
**\$4.89**

**Features:**  
 • Safe, simulated coal  
 • Perfect load for hoppers, gondolas, and coal dump cars  
 • Approx. 4 oz.

**6-12745**  
**Barrel Pack**  
**\$5.99**

**Features:**  
 • Real wood construction  
 • Set of six  
 • Dimensions: 1 1/8" height

**6-24148**  
**Coal Tipple Coal Pack**  
**\$10.99**

Made specifically for use with the Lionel Coal Tipple, this coal pack features large simulated coal with enough to fill an entire Lionel Bathtub Gondola! Perfect for any coaling operation, this coal is required for use with the Lionel Coal Tipple accessory.

**Features:**  
 • Approx. 24 oz.



6-14218 Downtown People Pack



6-14240 Ice Blocks Pack



6-24196 Farm People Pack



6-12732 Coal Bag



6-24193 Railroad Yard People Pack



6-12745 Barrel Pack



6-24197 City Accessory Pack



6-24148 Coal Tipple Coal Pack

# FasTrack®

Offering innovation, variety, ease-of-use, and a fantastic prototypical look, the FasTrack track system brings your Lionel layout to life like never before. Its flawless performance and endless flexibility make it appealing to first-timers and seasoned pros alike.

## 6-12028 Inner Passing Loop Add-on Track Pack \$86.90

Layout dimensions: 39 1/2" x 70 1/2"

Track pack includes:

- Two O36 Curves
- One RH Manual Switch w/Quarter Curve
- One LH Manual Switch w/Quarter Curve

## 6-12030 Figure 8 Add-on Track Pack \$58.17

Layout dimensions: 39 1/2" x 90 1/2"

Track pack includes:

- Four O36 Curves
- Four 5" Straights
- One 90-Degree Crossover

## 6-12031 Outer Passing Loop Add-on Track Pack \$99.99

Layout dimensions: 49 1/2" x 70 1/2"

Track pack includes:


- Five 10" Straights
- Two O36 Curves
- One RH Manual Switch w/Quarter Curve
- One LH Manual Switch w/Quarter Curve


## 6-12044 Siding Track Add-on Track Pack \$91.99

Layout dimensions: 39 1/2" x 70 1/2"


Track pack includes:

- Three 10" Straights
- One Uncoupling Track
- One Earthen Bumper
- One LH Manual Switch w/Quarter Curve


 Included with train set

 Additional track pack pieces

6-12028 Inner Passing Loop Add-on Track Pack




6-12044 Siding Track Add-on Track Pack



6-12030 Figure 8 Add-on Track Pack



6-12031 Outer Passing Loop Add-on Track Pack



## Track Sections

**6-12014**  
**10" Straight Track**  
**\$4.19**

**6-12032**  
**10" Straight Track 4-pack**  
**\$17.99**

**6-12024**  
**5" Half Straight Track**  
**\$3.99**

**6-12033**  
**O36 Curved Track 4-Pack**  
**\$17.99**

## Specialty Track Sections

**6-12020**  
**Uncoupling Track**  
**\$35.99**

- Central magnet is activated by remote control
- Includes a Half Straight Track section
- Length of each section: 5"

**6-12054**  
**Operating Track**  
**\$36.89**

- Central magnet and control rails are activated by remote control (included)
- Length: 10"

**6-12019**  
**90-Degree Crossover**  
**\$19.99**

- Length: 6" x 6"

**6-12035**  
**Lighted Bumper**  
**\$25.99**

- Two per package
- Length: 5"

## FasTrack Switches

Bulletproof switches are the foundation of any track system. They allow you to grow and expand your layout. FasTrack switches are second to none when it comes to durability and innovative, industry-leading features. Consider the following:

- Flawless non-derailing function allows trains to keep running regardless of switch position
- Plug and play using track voltage or auxiliary power

### Remote switches also feature:

- Remote switch controllers conveniently lock together for easy access
- Interchangeable number inserts allow you to instantly find the switch you want to control
- Red and green LEDs indicate switch position—no need to change light bulbs or worry about heat build up.

**6-12017**  
**O36 Manual Switch - Left Hand**  
**\$37.99**

**6-12018**  
**O36 Manual Switch - Right Hand**  
**\$37.99**

- Includes 1/4 curve to complete O36 45-Degree curve
- Length: 10" Straight, 33 3/4-Degree turnout

**6-12045**  
**O36 Remote Switch - Left Hand**  
**\$79.99**

**6-12046**  
**O36 Remote Switch - Right Hand**  
**\$79.99**

- Operating lighted signal lantern
- Includes 1/4 curve to complete O36 45-Degree curve
- Length: 10" Straight, 33 3/4-Degree turnout

**6-12014** 10" Straight Track




**6-12024** 5" Half Straight Track



**6-12033** O36 Curved Track 4-Pack



**6-12020** Uncoupling Track



**6-12054** Operating Track




**6-12019** 90-Degree Crossover




**6-12035** Lighted Bumper




**6-12017** O36 Manual Switch - Left Hand



**6-12018** O36 Manual Switch -- Left Hand



**6-12045** O36 Remote Switch - Left Hand



**6-12046** O36 Manual Switch -- Right Hand



For more FasTrack options, see your Lionel Authorized Dealer.

# Finishing Touches

**6-62909**  
**Smoke Fluid**  
**\$7.49**

Designed for use with all Lionel locomotives, rolling stock, and accessories that feature smoke units

**6-62927**  
**Lubrication/Maintenance Set**  
**\$19.49**

Includes gear lube, oil applicator, track cleaning fluid, track cleaning eraser, and cleaning instructions

**6-24200**  
**The Lionel FasTrack Book**  
**\$34.99**

This helpful guide explains how to use the Lionel FasTrack track system with more than 100 color photos and diagrams that show how to plan and create layouts for both large and small spaces. Dozens of track plans also show a variety of ways to integrate scenery and Lionel operating accessories to create a realistic layout. From small tabletop layouts, to large floor plans, there are many track ideas for you to explore, including double-track layouts for two trains, layouts to allow reversing trains, and any number of do-it-yourself designs. This book is a must-have for any Lionel train aficionado.

**6-36878**  
**New York Central Track Cleaning Car (New)**  
**\$149.99**

Keep your O gauge mainline spotless with routine maintenance-of-way runs. Pull the track cleaning car behind any O gauge locomotive. Its hefty die-cast metal frame and rotating cleaning sponges get the job done. The first sponge scrubs the track with cleaning fluid, while the second dry sponge soaks up the excess fluid.

**Features:**

- Large track cleaning fluid reservoir with ON/OFF flow switch
- Two rotating, replaceable sponges
- Die-cast metal frame and operating couplers
- Metal handrails
- Length: 9"

**6-32923**  
**1.8 Amp Accessory Transformer**  
**\$39.99**

Power your Lionel accessories with the 1.8 Amp Accessory Transformer. This affordable power supply features variable AC voltage so you can supply the right amount of power to your accessories.

**7-11096**  
**Engineer Hat (adult)**  
**\$14.99**

This engineer hat features an embroidered Lionel patch and adjustable Velcro strap.

**7-11067**  
**Lionel Bear**  
**\$24.99**

This genuine Gund Brand Teddy Bear is dressed in a red bandana, Lionel "Since 1900" logo engineer cap, and bib-overalls. Approx. 15" long



6-62909 Smoke Fluid



6-62927 Lubrication/Maintenance Set



6-24200 The Lionel FasTrack Book



6-36878 New York Central Track Cleaning Car (New)



6-32923 1.8 Amp Accessory Transformer



7-11096 Engineer Hat (adult)



7-11067 Lionel Bear



## Club Membership

For more than 30 years, The Lionel RailRoader Club has provided its members with exclusive Lionel news, special promotions, merchandise discounts, and Lionel catalogs. This is your opportunity to join thousands of others in this legendary club.

### Your annual membership includes these great club benefits:

- Quarterly issues of Inside Track featuring Lionel news, special promotions, and opportunities to purchase exclusive LRRRC cars.
- Lionel and K-Line by Lionel Catalogs delivered to you right off the press, arriving just after our dealers receive them!
- Collectible, annual Club Button and LRRRC membership Card.
- 10% discount on purchases at our Lionel Visitor's Center in Michigan (reservations required).

To join online, or to print out an application, visit  
**[www.lionel.com](http://www.lionel.com)**





At Lionel, we are committed to providing our customers with superior-quality products and service. It is a commitment shared by our many Lionel Authorized Dealers and Lionel Authorized Service Centers around the country. To locate a Dealer or Service Center near you, call 1-800-4LIONEL (1-800-454-6635). Or, call the Lionel Customer Service Center at 586-949-4100. You can also e-mail us at [talktous@lionel.com](mailto:talktous@lionel.com) or visit our website at [www.lionel.com](http://www.lionel.com). Our knowledgeable staff is always eager to help you fully enjoy the magical world of Lionel model trains.

50625 Richard W. Boulevard  
Chesterfield, MI 48051-2493  
United States of America  
Phone: 586-949-4100  
E-mail: [talktous@lionel.com](mailto:talktous@lionel.com)

[www.lionel.com](http://www.lionel.com)



\$3.00

Copyright ©2008 Lionel L.L.C.