

LIONEL 2007 TRAIN CATALOG VOLUME 2

WWW.LIONEL.COM

Harry Potter™




TABLE OF CONTENTS

Introduction.....	1-5	Traditional Diesel Locomotives.....	88-91
Welcome to the second Lionel catalog for 2007.....	1	Standard O Diesel Locomotives.....	92-115
A Guide to Product Features.....	2	Union Pacific Heritage SD70ACe.....	102
Some Lionel Basics.....	4	Milwaukee Road EP-2.....	114
Happy Holidays.....	6-21	Traditional Freight Cars.....	116-123
Holiday Tradition G Gauge.....	6	Collegiate Collection.....	122
Polar Express O Gauge.....	8	Standard O Freight Cars.....	124-145
Polar Express G Gauge.....	10	Operating Cars.....	146-151
North Pole Central.....	12	Traditional Passenger Cars.....	152-155
Holiday Rolling Stock.....	14	Standard O Passenger Cars.....	156-161
Holiday Accessories.....	20	American Flyer.....	162-168
Ready-to-Run Train Sets.....	22-49	Standard Gauge.....	169
Thomas and Friends.....	28	2008 Preview.....	170-179
Halloween.....	30	MTA Metro North Railroad 25th Anniversary Set.....	170
UPS Centennial.....	32	2008 Locomotives.....	172
Harry Potter Hogwarts Express.....	34	2008 Rolling Stock.....	176
NASCAR.....	36	Operating Accessories.....	180-185
Other Ready-to-Run Sets.....	40	Trackside Accessories.....	186-193
Premium Trains Sets.....	50-59	Lionelville Structures and Figures.....	194-199
O Gauge Prewar Celebration Series.....	52	Miscellaneous Accessories.....	200-203
Postwar Celebrations Series.....	54	Lionel LEGACY Control System.....	204-211
The Texas Special.....	58	Power.....	212-213
Special Series Steam Locomotives.....	60-71	FasTrack Track System.....	214-219
Traditional Steam Locomotives.....	72-79	O-27 and O Gauge Track Systems.....	220-223
Standard O Steam Locomotives.....	80-87	American Flyer and G Gauge Track Systems.....	224
Union Pacific FEF-3.....	84	Lionel Railroader Club.....	Inside back cover
Southern Pacific GS-4.....	86		

The following Lionel marks are used throughout this catalog and are protected under law. All rights reserved.

Lionel®, LEGACY™, TrainMaster®, Odyssey®, RailSounds®, CrewTalk™, TowerCom™, DynaChuff™, StationSounds™, Pullmor®, ElectroCoupler™, Magne-Traction®, CAB-1® Remote Controller, American Flyer®, Lionel ZW®, ZW®, MagniVision®, TMCC®, Lionelville™, Wireless Tether™, Powerhouse™, LionMaster®, PH-1 Powerhouse®, Powermaster®, Powerstation-Powerhouse®, Accessory Motor Controller™, AMC™, Accessory Switch Controller™, ASC™, Action Recorder Controller™, ARC™, Track Power Controller 300™, TPC 300™, Track Power Controller 400™, TPC 400™, Block Power Controller™, BPC™, Operating Track Controller™, OTC™, FatBoy™, Lionel Lines®, Joshua Lionel Cowen Series™, Lionel Kiddie City®, Lionel Playworld®, Lockon®, TrainSounds™, MultiHorn™, MultiWhistle™, Choo-Choo™

The name FasTrack® is used with permission from PISCO, Inc.

Pinman® is a registered trademark of Pitman, a PennEngineering company

Any reproduction, transmission, or dissemination of the material herein is strictly prohibited. Trademarks owned by Lionel L.L.C. are indicated throughout this document. Items depicted in this catalog are subject to change in price, color, size, design, and availability. Verify features on product package. Retail prices are suggested. See your Authorized Lionel Dealer for more information.

Dear Friends,

Each year, as our second catalog rolls around, we get a chance to look back and reflect on the state of the business and, more importantly, to set new goals for the upcoming year. This year has been filled with a lot of hard work behind the scenes, work that you'll see come to fruition in the coming months.

First of all, I want to assure you that Neil Young, Jon Zahornacky, and Lionel's entire tech staff have been working feverishly to put the finishing touches on the much anticipated Lionel LEGACY Control System. I know it's been a wait, but I'm confident that you'll agree with me that it was worth every minute. This is truly a ground-breaking system that will not only revolutionize the way you operate your layouts, but will make playing with trains more enjoyable than ever before. We're planning a series of LEGACY demonstrations this Fall, and, once the dates are set, we'll let you know about them on our website. I hope you'll be able to join us at one of these events.

As you look through this catalog, I think you'll be pleased to see all kinds of terrific new items. One that we're most excited about is a series of Postwar Celebration **LEGACY RailSounds F3 B-Units**. These specially designed B-units feature LEGACY RailSounds 5.5. Onboard, the FatBoy speaker and the large acoustic suspension chamber team up to bring you the utmost in sound modeling. State of the art low-end resonance is specially designed to deliver all the low frequency sound you need. It was Neil's thought that everyone would be able to add a B-unit to any previously released PWC F3 set and get sound like you've never heard before!

Also for Postwar Celebration fans, we have a spectacular **#2289WS Berkshire Freight Set**. This set commemorates the 50th anniversary of the first Lionel set "to make the run" on the super-realistic Super O track system! Originally released in 1957, this special set is highlighted by a #736 Berkshire with TrainMaster Command Control and RailSounds sound. The "all-action" set is packed with classic cars including the first-time reissue of the #3359 twin dump car.

We're adding a couple of offerings to our Prewar Celebration Series as well. There's a **#267W Flying Yankee** outfit modeled after the 1930's stunner. This chrome and gunmetal set includes a streamlined #616W locomotive, two coaches, and an observation car. In addition, there's the Standard Gauge **Electric Rapid Transit 101 Trolley and Trailer**. Available from 1910 to 1913, the #101 motorized trolley and matching #1100 non-powered trailer are among the most prized Standard Gauge items offered in the prewar period. These reissues accurately depict the version that sports blue bench ends, car ends, and roof. As summer-type cars, both cars feature five open benches



as well as a clerestory-style roof and stamped metal wheels. The motorized trolley car is also equipped with an operating headlight.

In the Standard O category, we're featuring the **#844 Union Pacific 4-8-4 Northern** steam locomotive in both the black and grey color schemes. Originally delivered to the Union Pacific in 1944, these are Class FEF-3. Making the #844 even more unique is the fact that it was the last steam locomotive delivered to the Union Pacific, and the only steam locomotive never retired by a North American Class I railroad. And, of course, we have the final three heritage schemes of the SD70ACe diesels - the Rio Grande, Southern Pacific, and the C&NW.

American Flyer aficionados should enjoy the new **4-8-4 Northern** steam locomotive in Milwaukee livery (featuring RailSounds) and the new **B&O Pacific** steam locomotive (featuring TMCC and RailSounds.) For Thomas and Friends fans, we're cataloguing for the first time ever the "devious" Diesel engine. Our Polar Express line is expanding with both a "disappearing hobo" add-on car and our new battery powered G-Gauge set (which was first offered in our most recent holiday catalog.) As you'll recall, this is a spectacular G-Gauge offering. It comes ready-to-run with traditional batteries, but it also accepts rechargeable battery technology. What a great gift item for the holidays!

On top of all this, we are especially excited to introduce the **Hogwarts Express**, our new Harry Potter O-Gauge train set. It features a 4-6-0 die-cast metal locomotive, coal tender, two passenger cars with interior lighting, and a combination car with interior lighting. A classic ready-to-run starter set in the tradition of our acclaimed Polar Express offering, this is an item no Harry Potter fan will want to miss!

Again, I want to thank you for your support and feedback during the past months. I hope all the hard work and determination our team has put into these products will only add to your appreciation of Lionel and your enjoyment of what is a truly "the world's greatest hobby."

Best wishes,

Jerry Calabrese
President and CEO
Lionel Electric Trains

A Guide to Product Features

At Lionel, we are proud to present the finest, most advanced locomotives—powerful models with tried-and-true performance and cutting-edge technology. Over the years, we have revolutionized this great hobby with advances in locomotive traction, train operation, and on-board sounds. Lionel trains feel more and more like the real railroad. Use this guide to learn about the incredible features of Lionel locomotives.

■ OPERATION

■ Transformer Control

All Lionel locomotives—from the most sophisticated to the most basic—can be controlled by a standard transformer. Even older transformers can run our most advanced models.



■ Lionel LEGACY Control System

This revolutionary control system allows you to run your LEGACY Control System-equipped locomotive just like a real engineer runs his trains. With its enhanced sounds and 200 speed steps, this system allows properly equipped engines to function with unparalleled options. The CAB-2 Remote Controller has an LCD screen display, vibration that simulates the effort of the locomotive, and other exciting operating features.



■ LEGACY Speed Control

Slow speed and start-up operation are smooth and steady with LEGACY Speed Control. Watch your locomotive as it creeps through the yard or fights up a grade without hesitation.



■ TrainMaster Command Control

Locomotives equipped with the classic TrainMaster Command Control system are controlled by commands from your CAB-1 or CAB-2 Remote Controller. ElectroCouplers, basic sounds, and multiple unit lash-ups are all at your fingertips as you walk around your layout.



■ Odyssey System

Paired with classic TrainMaster Command Control, locomotives equipped with the Odyssey System maintain your speed up grades and around curves.



■ ElectroCouplers

(TrainMaster Command Control required)

Open these couplers anywhere on the layout—without uncoupling track sections. The CAB-1 Remote Controller activates the ElectroCouplers with the TrainMaster Command Control system. Also, be sure to listen for authentic sounds of the coupler in operation with the RailSounds sound system.



■ Wireless Tether Connection

Looking to enhance the appearance of Lionel steam locomotives, we developed the exclusive infrared Wireless Tether connection so that the locomotive and tender can communicate without cumbersome wiring between the units. Lionel steamers are the only locomotives in O gauge offering this special feature.



■ Magne-Traction

On some classic or Postwar locomotives, the wheels are magnetized, increasing track adhesion for extra traction and stability around curves.

■ Traction Tires

One or more of the driving wheels are fitted with rubber tires for extra pulling power and stability for hauling long strings of cars. Traction tires grip the rails, enhancing tractive effort.

■ SOUND AND SMOKE



■ RailSounds

Widely regarded as the industry standard, the impressive RailSounds sound system brings the real sounds of the railroad to your layout. From the mechanical symphony of the locomotives, to the commotion of the station, you will be impressed by the digitally recorded samples of these special and authentic sounds.

■ MultiHorn/MultiWhistle

The sounds of the horn or the whistle actually change with each blast—just like the real thing. From the short, trumpet-like blasts of a diesel horn, to the breath-taking cries of the steam whistle, these familiar sounds replicate the magic of the rails.

■ Braking Sounds

Press the BRAKE button on your TMCC CAB-1 Remote Controller or rapidly decrease your throttle and listen for the screeching of your locomotive's brakes.

■ Start-up and Shut-down

Fire up your locomotive just like the real thing! Listen as the diesel engine turns over or the steam locomotive comes to life. You will also hear the sounds of the giant locomotive gradually fade away when you turn off power.

■ Steam Let-off/Blow-off

(TrainMaster Command Control required)

At the press of a button, your steam locomotive will replicate the sound of hot steam being released from the cylinders.

■ Diesel RPM

Throttle up your locomotive and listen as the locomotive's RPMs increase. While the RPM sounds automatically intensify with the speed of the engine and the power supplied to the track, you can also fine-tune the levels with your CAB-1 Remote Controller.

■ DynaChuff

A favorite feature among steam fans, DynaChuff is the varying intensity of the locomotive's chuffing, synchronized with the speed of the locomotive.

■ CrewTalk Communication

(TrainMaster Command Control required)

This is radio communication inside your locomotive, caboose, and other cars. Operate several CrewTalk-equipped locomotives with CrewTalk-equipped rolling stock, and you will find that these messages are sequenced to sound as though personnel stationed at different parts of the train are radioing each other.

■ TowerCom Announcements

(TrainMaster Command Control required)

"1361, you're clear for departure." Locomotives equipped with TowerCom feature a specialized announcement or announcements from the tower to your locomotive. Many TowerCom announcements include your locomotive's road name and number.

▪ StationSounds

Listen to the sounds of the busy platform! With a StationSounds-equipped passenger car, you will hear the station's loudspeaker announce arrivals and departures. En route, the conductor makes dining reservations and station stop announcements. Some cars even feature the "clickety-clack" of the train's wheels speeding along the track.

▪ Smoke

From the wafts of diesel exhaust to the heavy smoke columns erupting from steam locomotive stacks, many Lionel locomotives feature operating smoke generators. Fan-driven smoke units provide a steady flow of smoke, and puffing smoke units create short blasts of smoke as the locomotive moves along the track. For the most realistic smoke effects, synchronized smoke units coordinate the blasts of smoke with the revolution of the drivers and the DynaChuff sounds of the locomotive.

■ ILLUMINATION

▪ Directional Lighting

Most TrainMaster Command Control diesel locomotives and steam locomotives feature directional lighting. Operate a TMCC-equipped diesel in forward, and the headlight illuminates the mainline. In reverse, the headlight shuts off, and the rear headlight or the headlight of a second diesel (in a multi-unit lash-up) turns on. For TMCC-equipped steam locomotives, the headlight remains on in both forward and reverse operation. In reverse, the tender back-up light (if present) will shine.

▪ Classification Lights and Marker Lights

Classification lights are located on the boiler front or top of some steam locomotives, while marker lights are on the rear of some steam locomotive tenders. These lights are also located on the ends of some diesel locomotives.

▪ Lighted Number Boards

Brightly illuminated, the locomotive's unique road number is displayed on the boiler top of some steam locomotives and on the ends of some diesel locomotives.

▪ Strobe Light

This flashing warning light is located on the cab roof of some diesel locomotives.

▪ Ditch Lights

These low-mounted lights serve as close-range secondary headlights on some diesel locomotives.

▪ Glowing Firebox and Flickering Firebox

A red glow steadily emanates from the firehole inside of the cab of Lionel steam locomotives equipped with the glowing firebox. Steam locomotives equipped with a flickering firebox create the illusion of a live fire "flickering" within.

▪ Variable Ashpan Glow

Start up a Lionel steam locomotive equipped with this feature and look for a red glow on the outside of the locomotive between the ashpan and firebox. As speed increases, the light grows brighter, simulating the increased draft onto the fire.

Feature Icons

As you journey through this catalog, look for the icons that represent your favorite Lionel features. The Odyssey System for speed control, TrainMaster Command Control—all of the best innovations are included. At a glance, you'll know how each locomotive is outfitted. You can't miss your favorite features with these specialized icons!



Lionel
LEGACY
Control
System

LEGACY
Speed
Control

Odyssey
System

TrainMaster
Command
Control

RailSounds

Magne-Traction

ElectroCouplers

Wireless Tether



Welcome Aboard!

“No childhood should be without a train.” A motto from our past that we at Lionel believe still rings true today. Beginning with a Lionel train set, this hobby provides the flexibility of a construction set, the action of an electronic game, and a character all its own. As witnessed from the guide on pages 2-3, many Lionel products contain some very high-tech features. However, rather than remain stuck in front of a two-dimensional screen, young and old model railroaders alike can create a three-dimensional miniature world of their very own. As many seasoned model railroaders will attest, a railroad is never done—there is always more to build, add, or modify. With more variety than ever before, there are Lionel products to suit every budget. As we have for over 100 years, Lionel will be there for every step of your family’s lifelong journey down the rails.




SOME LIONEL BASICS

Gauge

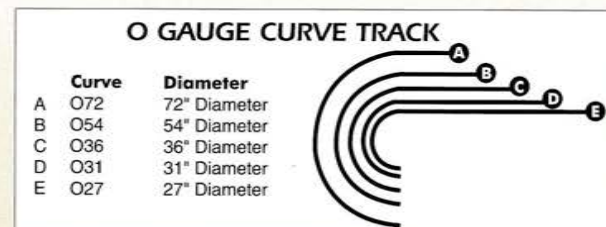
On the real railroads as well as toy trains, gauge refers to the distance between the outside rails of the track. Lionel O gauge track systems—which include O, O-27, and FasTrack—all measure 1 ¼” between the outer rails. Any O gauge car or locomotive can ride on Lionel O gauge track, as long as the curve track used on your layout can accommodate your particular cars (see Minimum Curve section below).

Lionel G gauge track, which is wider than O gauge, supports G gauge cars and locomotives. Lionel S gauge track is narrower than O, and supports American Flyer and other S gauge cars.



Scale

Scale measures the relationship between a model and the real thing. Most Lionel cars generally measure about 1:48 scale. This relationship is approximate for the Lionel Traditional line of cars and locomotives, which typically can run on layouts with tight curves (like O-27 or O-31). Lionel Standard O freight cars and engines, which are made to be as exact as possible to 1:48 scale, oftentimes require a wider minimum curve, such as O-36 or more.




Minimum Curve

This measurement is very useful in purchasing track, locomotives, and rolling stock that are compatible with one another. For example, assemble O-72 curved track into a circle and you will have a 72” diameter layout. Assemble O-31 curved track into a circle, and you will have a layout 31” in diameter. A locomotive with a Minimum Curve requirement of O-31 will run on a layout with O-72 curves, but a locomotive with a Minimum Curve requirement of O-72 will not run on a layout with O-31 curves. For more information on easy layout planning, see *The Lionel Train Book* found on page 203.

Recommended Minimum Curve

Lionel locomotives and rolling stock are thoroughly tested to determine their Minimum Curve requirement. In some cases, a Lionel car or locomotive may be able to easily negotiate most, but not all, possible track configurations for that Minimum Curve. For these products, a Recommended Minimum Curve is also given. This larger measurement allows for all combinations of Lionel track and switches.





Traditional vs. Standard O

Lionel O gauge locomotives and rolling stock are divided into two basic categories—Traditional and Standard O. Both categories are O gauge and can be run together if Minimum Curve requirements allow. Generally, the difference is a matter of size and consistent proportions. Traditional locomotives are sized for Traditional Rolling Stock, and Standard O locomotives are sized for Standard O Rolling Stock. Some other distinguishing features of each category are listed below.

Lionel Traditional

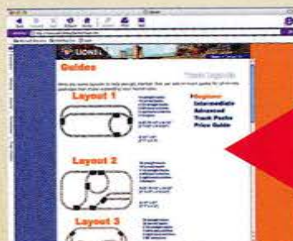
- ✓ Based on classic Lionel designs
- ✓ Approximate scale proportions
- ✓ Perfect additions to Lionel ready-to-run train sets
- ✓ Can run on any O gauge track curve, even O-27 (unless noted otherwise)

Lionel Standard O

- ✓ Accurate reproductions of rolling stock and locomotives
- ✓ Scale proportions
- ✓ Super-detailed with many separately applied parts
- ✓ Check the Minimum Curve requirement for each car or locomotive



*The fun begins with a Lionel ready-to-run train set.
So get ready to start your adventure and Welcome Aboard!*



Visit www.lionel.com for more tips on getting started in the greatest hobby in the world!

Create special memories with a new Lionel ready-to-run train set!

Each Lionel ready-to-run train set includes the FasTrack track system, and many sets come equipped with the powerful CW-80 Transformer.

Featuring engraved ballast and painted track ties, the realistically detailed base of each FasTrack track section provides extra stability on all sorts of surfaces, including the living room carpet. Each piece is easy to connect and disconnect, offering a positive, secure connection every time.

FasTrack®


The CW-80 Transformer provides 80 watts of power in a compact package that is reminiscent of the legendary ZW Transformer. The CW-80 Transformer has programmable accessory output, allowing voltage levels for accessories to be set independently of track power. No need to worry about blown lightbulbs!



**ADJUSTABLE
ACCESSORY
OUTPUT**

Every train set features the FasTrack track system!

A generous FasTrack oval is included in all Lionel ready-to-run train sets.



THE LIONEL *Holiday Tradition* EXPRESS



Comes in a handsome,
easy-to-carry,
self-storing box.

An homage to the classic Lionel train sets, the fully animated Lionel Holiday Tradition Express is ready for a festive adventure this holiday season. Leading the way, the locomotive features bright Christmas lights, true-to-life train chuffing and steam whistles, and three of your favorite holiday tunes. Just behind the tender, the animated bell car is powered by two elves who crank the handles, swinging the bells into action. The animated work caboose carries Santa's bag, and Santa stands waving at the rear of the train. With five separate animations, the Lionel Holiday Tradition Express is the train set your family will proudly display for years to come.



THE LIONEL CHRISTMAS TRAIN THAT WILL BE PASSED DOWN FOR GENERATIONS TO COME!

SET FEATURES:

- Locomotive and tender
- Bell car
- Work caboose
- Remote control
- Easy-to-assemble G-gauge, "snow-covered" track
- Easy-to-unpack; easy to repack storage box

LOCOMOTIVE FEATURES:

- G-gauge steam locomotive inspired by classic Lionel trains of the past
- Realistic start-up and shutdown sequences
- Chuffing, whistle, and bell sounds
- Draped in festive holiday garland
- Dotted with bright holiday lights
- Press one button and the train plays three Christmas tunes; press another and hear Santa say "Ho Ho Ho! Merry Christmas!"
- Animated elves shovel coal for "naughty kids" on the tender

ROLLING STOCK FEATURES:

- Animated elves rotate cranks, bells swing back and forth on the bell car
- Animated elves pack Santa's bag full of presents for "nice kids"
- Animated Santa waves at the rear of the lighted caboose
- Bright Christmas lights
- Die-cast metal wheels
- Fixed knuckle couplers

REMOTE CONTROL FEATURES:

- Eight infrared buttons allow you to stop and start the train, go forward and backward, sound the whistle, ring the bells, play the music, and hear Santa's holiday greeting

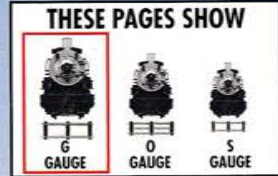
TRACK AND TRANSFORMER:

- Runs off a DC transformer
- Large, easy-to-assemble G-gauge
- 16 pieces of track, 12 curved and 4 straight
- Covered in "snow" for the holiday season (Track can be configured as a 52" diameter circular track, or by adding four pieces of straight track, which are included, you can create either a 65" diameter circular track or a large oblong track. Perfect for any size Christmas tree!)

(7-11000) \$279.99

NEW THIS YEAR!

THE LIONEL
Holiday Tradition
CALLIOPE CAR




Now you can add to your enjoyment with one of our holiday favorites! Lionel introduces the add-on Calliope Car, complete with 14 animated pipes, three elves, and three brand new holiday songs.

FEATURES:

- LED lighting
- Calliope song cartridge (plug into engine cab)
- 2 pieces "snow-covered" track
- Length: 11 1/2"

(7-11041) \$39.99



**ALSO AVAILABLE:
"SNOW - COVERED"
G-GAUGE TRACK PACK**

**Add-on Track Pack - Snow-covered
Straight (G-Gauge)**

TRACK PACK INCLUDES:

- Four straight "snow-covered" track pieces
- Length: 8 1/2" each

(7-11038) \$13.99

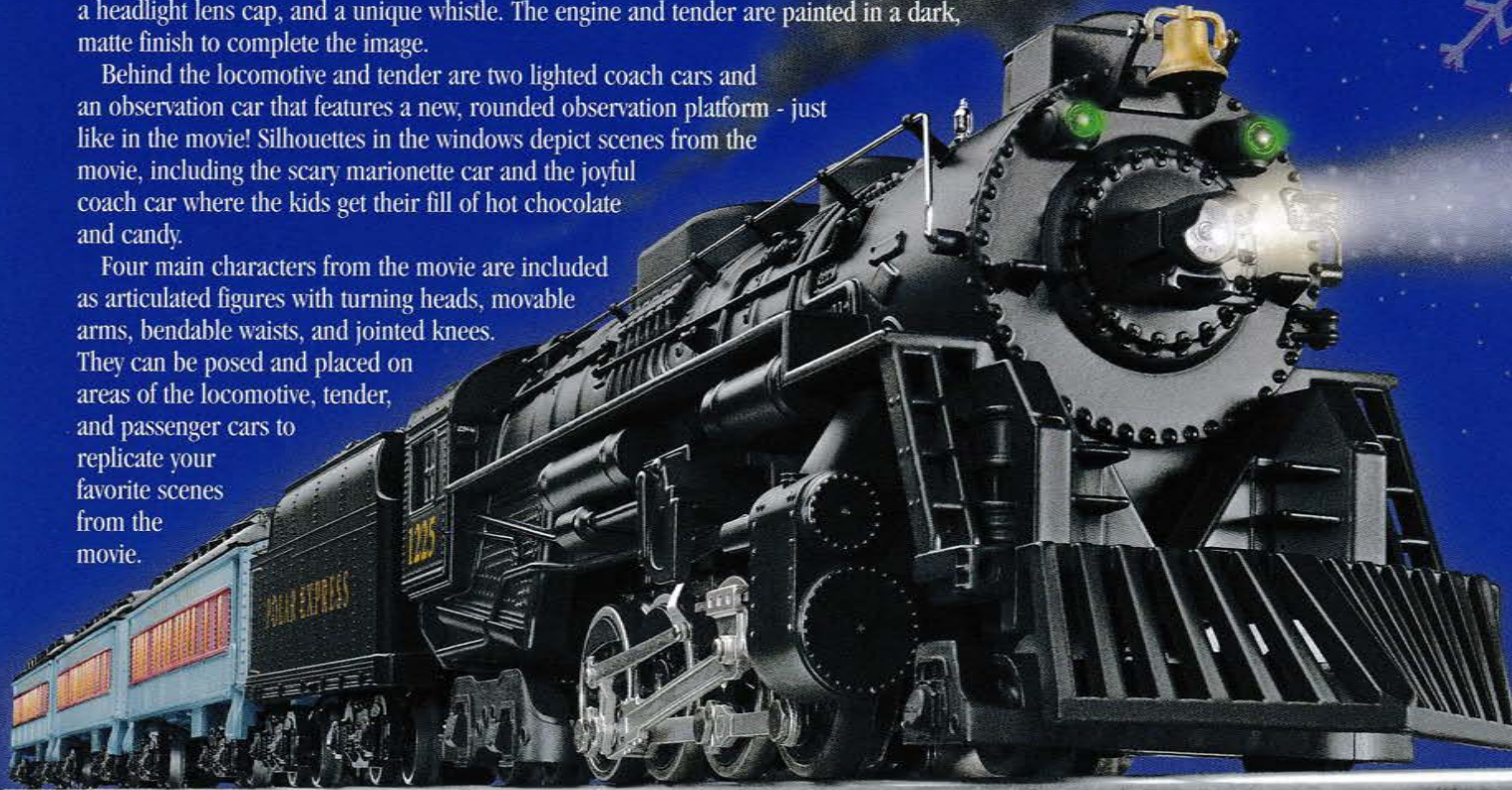
THE POLAR EXPRESS™ O-GAUGE

The Polar Express, the classic children's book and movie, tells the story of a young boy's struggle to solve the mystery of Santa Claus while aboard a very special train called the Polar Express. Led by a massive Berkshire locomotive, the train transports wide-eyed kids on a hair-raising adventure to the North Pole.

Now, you can own the Polar Express train featured in both the best-selling book and the hit movie, done as only Lionel can do it. Painstakingly designed to be true to the original, this exclusive Lionel train set features a die-cast metal Berkshire steam locomotive with a larger pilot, a headlight lens cap, and a unique whistle. The engine and tender are painted in a dark, matte finish to complete the image.

Behind the locomotive and tender are two lighted coach cars and an observation car that features a new, rounded observation platform - just like in the movie! Silhouettes in the windows depict scenes from the movie, including the scary marionette car and the joyful coach car where the kids get their fill of hot chocolate and candy.

Four main characters from the movie are included as articulated figures with turning heads, movable arms, bendable waists, and jointed knees. They can be posed and placed on areas of the locomotive, tender, and passenger cars to replicate your favorite scenes from the movie.



SET INCLUDES:

- 2-8-4 Berkshire steam locomotive and tender, two passenger coaches, one passenger observation car with rounded platform, three straight FasTrack track sections, eight curved FasTrack track sections, one FasTrack terminal section, CW-80 Transformer, articulated movie characters, smoke fluid

LOCOMOTIVE FEATURES:

- Transformer controlled forward, neutral, and reverse operation
- Air whistle in tender
- Operating headlight
- Operating coupler on rear of tender
- Powerful maintenance-free motor
- Two traction tires
- Puffing smoke
- Die-cast metal locomotive body and frame
- Separately applied metal handrails
- Large pilot and headlight lens shield


PASSENGER CARS FEATURE:

- Interior lighting
- Decorated drumhead on observation car
- Rounded observation platform
- Silhouettes in windows
- Minimum Curve: 0-27
- Length: 63 3/8"
- Layout Dimensions: 40" x 60"

(6-31960) \$299.99



Includes a powerful CW-80 Transformer



(6-36847) Polar Express Steam TrainSounds Tender \$104.99




NOW WITH TRAINSOUNDS!

Polar Express Steam TrainSounds Tender

FEATURES:

- TrainSounds sound system with steam chuffing, steam whistle, bell, squealing brakes, and operator-controlled multi-part crew dialog
- Conventional transformer control
- Operating coupler on rear of tender
- Minimum Curve: 0-27
- Length: 8"

(6-25134) Polar Express Add-on Diner \$59.99



(6-25135) Polar Express Add-on Baggage Car \$59.99




(6-25186) Polar Express Add-on Hot Chocolate Car \$59.99



Includes a Polar Express ticket!



THESE PAGES SHOW



Polar Express Add-on Cars

Now Available! New passenger coach with "disappearing hobo" on roof. Flip the cut-out base tab to make hobo appear or disappear.

For even more excitement, add a baggage car, a diner, and a hot chocolate car to complete your Polar Express train.

FEATURES:

- Interior lighting
- Silhouettes in windows (except baggage and hobo car)
- "Disappearing" hobo on new passenger coach roof
- Minimum Curve: 0-27
- Length: 12"

Polar Express Original Figures

This people pack is now available separately!

FEATURES:

- Four articulated figures
- (6-24203) \$24.99



Polar Express Add-on Figures

FEATURES:

- Four articulated figures
- (6-14273) \$24.99



(6-35130) Disappearing Hobo Car \$64.99

NEW!

SHIPS JANUARY!



Polar Express Elf Handcar

FEATURES:

- Powerful maintenance-free motor
- Traction tires
- Minimum Curve: 0-27
- Length: 4"

(6-28425) \$74.99



THE POLAR EXPRESS™ G-GAUGE

For the first time ever, the beloved holiday favorite in a G-Gauge format.

This year, Lionel proudly introduces a new addition to the Polar Express product line – an exquisitely crafted G-Gauge train set that can be run on rechargeable battery technology. You can operate this train using a 9.6 volt rechargeable battery (not included) or use six conventional C batteries (which are included) – it's your choice! The set also comes with an easy-to-operate RC remote controller (with two AA batteries included).

But what sets this set apart is the unmatched craftsmanship. The engine and tender have details never before seen in a G-Gauge format. The Observation car has an endearing “disappearing hobo” feature. All of this is available at an unbelievably affordable price.

SET FEATURES:

- Locomotive
- Coal tender
- Passenger coach with two opening doors
- Observation car with “disappearing hobo” feature and opening door
- Three Polar Express figures (conductor, boy and hobo)
- Easy-to-assemble G-Gauge track (55" x 72" oval)
- Easy-to-unpack, easy-to-repack storage box
- RC remote controller
- Six C and two AA batteries

LOCOMOTIVE FEATURES:

- Highly detailed G-Gauge steam locomotive
- Authentic train sounds including authentic bell and whistle
- Working headlight

ROLLING STOCK FEATURES:

- Handsomely detailed passenger coach
- Observation car with “disappearing hobo” feature
- Fixed knuckle couplers

TRACK

- 55" x 72" oval of G-Gauge track (12 curved and 4 straights)
- Note: Extra track also available

REMOTE CONTROL FEATURES:

- Designed for easy use
- Comes equipped with two AA batteries
- Clearly marked buttons allow train to go forward and backwards, sound the whistle, ring the bell, and play ‘All aboard for the Polar Express’

(7-11022) \$129.99



**ALSO AVAILABLE:
TWO G-GAUGE TRACK PACKS**



**Add-on Track Pack -
Straight
(G-Gauge)**




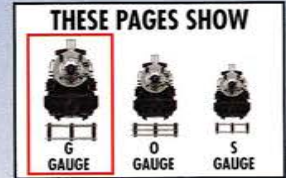
- TRACK PACK INCLUDES:
- Four straight track pieces
 - Length: 8 1/2" each

(7-11039) \$9.99


**Add-on Track Pack -
Curved
(G-Gauge)**

- TRACK PACK INCLUDES:
- Six curved track pieces
 - Creates a half-circle

(7-11040) \$14.99



Observation car features "disappearing hobo"





SAVE \$41.00
ON THIS
EXPANSION PACK!

OPERATING
SEARCHLIGHT!



BOXCAR
PLAYS
12 CAROLS!



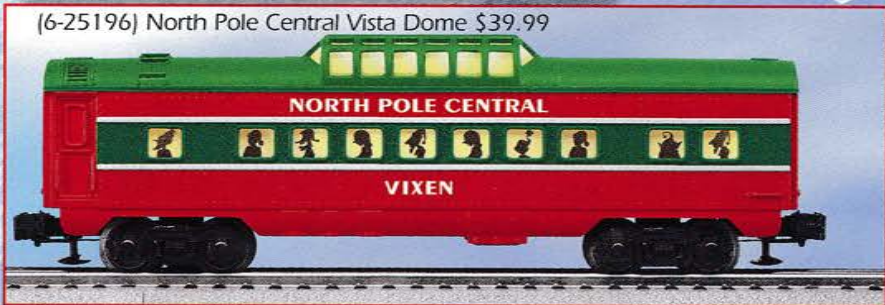
(6-30068) North Pole Central Christmas Train \$219.99

North Pole Central Passenger Car Add-ons

Now you can add a Vista Dome or Baggage Car to your holiday train set for even more layout options and passenger service fun!

FEATURES:

- Operating couplers – uncouple cars automatically with a remote-control or uncoupling track section
- Realistic interior illumination
- Silhouettes in vista dome windows
- Minimum Curve: 0-27
- Length: 11 3/4"



(6-25196) North Pole Central Vista Dome \$39.99



(6-25197) North Pole Central Baggage Car \$39.99

INTERIOR
ILLUMINATION!




(6-30039) North Pole Central Passenger Expansion Pack \$109.99

OPERATING
HANDCAR!



(6-30040) North Pole Central Freight Expansion Pack \$109.99

SAVE \$79.00
ON THIS
EXPANSION PACK!



NORTH POLE
CENTRAL
LINES

North Pole Central

North Pole Central Christmas Train

The North Pole Central Christmas Train departs from the snowy arctic, bringing holiday cheer to all points south. On board the train, an elf chases a reindeer around a crate load, and the boxcar plays 12 Christmas carols. This festive train runs around a generous FasTrack loop with power supplied by a PowerMax Transformer.

SET INCLUDES:

- 4-4-2 steam locomotive and tender,
- Christmas music boxcar, elf and reindeer animated gondola, lighted caboose, three straight FasTrack track sections, eight curved FasTrack track sections, a FasTrack terminal section, PowerMax Transformer, smoke fluid

LOCOMOTIVE FEATURES:

- Transformer controlled forward, neutral, and reverse operation
- Realistic air whistle in tender
- Operating headlight
- Operating coupler on rear of tender
- Powerful maintenance-free motor
- Traction tire
- Puffing smoke unit
- Die-cast metal locomotive body

ROLLING STOCK FEATURES:

- Operating couplers
- Musical boxcar plays 12 of your favorite Christmas carols (nine-volt battery not included)
- Elf and reindeer figures move around the animated gondola while the train is in motion
- Interior illumination in caboose
- Minimum Curve: 0-27
- Length: 46"
- Layout dimensions: 40" x 60"

North Pole Central Passenger Expansion Pack

Change your set from freight to passenger and back with this expansion pack. The North Pole Central Flyer Passenger Expansion Pack is a \$151 value for only \$109.99. See the breakdown below!

PACK INCLUDES:

- Combination car \$39.99
- Coach \$39.99
- Observation car \$39.99
- Four straight FasTrack track sections \$16.76
- Station platform \$14.99
- Three trees
- Five presents
- Expands layout from 40" x 60" to 50" by 70"

Total Retail Value: \$151.00

YOURS FOR ONLY: \$109.99

A savings of: \$41.00

ADDITIONAL FEATURES:

- Interior lighting
- Silhouettes in windows
- Minimum Curve: 0-27
- Length: 36"

North Pole Central Freight Expansion Pack

Add to your holiday layout at tremendous savings with the North Pole Central Freight Expansion Pack. This Expansion Pack is a \$189.00 value for only \$109.99. See the breakdown below!

PACK INCLUDES:

- Flatcar with Santa and Mrs. Claus operating handcar \$89.99
- Reefer \$29.99
- Searchlight car \$34.99
- Lubrication and Maintenance Kit \$17.99
- Three trees
- Four straight FasTrack track sections \$16.76
- Expands layout from 40" x 60" to 50" by 70"

Total Retail Value: \$189.00

YOURS FOR ONLY: \$109.99

A savings of: \$79.00

ADDITIONAL FEATURES:

- Operating searchlight on searchlight car
- Opening doors on reefer
- Powerful maintenance-free motor and traction tires on handcar
- Minimum Curve: 0-27
- Length: 32"

THESE PAGES SHOW



2007 Holiday Boxcars & Locomotives

Collect the latest additions to the Lionel tradition – the best in O Gauge, American Flyer, and Large Scale versions.

O GAUGE AND AMERICAN FLYER HOLIDAY BOXCARS FEATURE:

- Die-cast metal sprung trucks (American Flyer Boxcar has non-sprung die-cast metal trucks)
- Operating couplers
- Metal frames
- Opening doors
- Minimum Curve: O Gauge Boxcar: 0-27
American Flyer Boxcar: S Gauge
- Length: O Gauge Boxcar: 10 1/2"
American Flyer Boxcar: 8 3/8"

LARGE SCALE HOLIDAY BOXCAR FEATURES:

- Opening doors
- Equipped with Large Scale knuckle couplers, with optional hook and loop couplers
- Compatible with most popular Large Scale/G Gauge trains
- Minimum Curve: 4' diameter
- Length: 16"

(6-25033) 2007 O Gauge Holiday Boxcar \$49.99



(6-48368) 2007 American Flyer Holiday Boxcar \$54.99



(8-87029) 2007 Large Scale Holiday Boxcar \$59.99



Christmas Snowplow

With its headlight ablaze, the Christmas Snowplow is ready to work through the night to keep the mainline clear. Painted in bright holiday colors, this decorative car features the legendary power of a genuine Pullmor motor.

FEATURES:

- Transformer controlled forward, neutral, and reverse operation
- Powerful Pullmor motor
- Operating headlight
- Operating coupler on rear of unit
- Traction tire
- Die-cast metal frame
- Minimum Curve: 0-27
- Length: 7 3/4"

PULLMOR POWERED!

(6-28427) Christmas Snowplow \$209.99



(6-36583) O Gauge Holiday Caboose \$49.99



O Gauge Holiday Caboose

Add this colorful Christmas caboose to the end of your holiday consist for extra holiday cheer.

FEATURES:

- Die-cast metal trucks and operating couplers
- Metal frame
- Interior illumination
- Length: 7 3/4"

(6-28699) Holiday Red Mikado \$259.99



(6-38626) Holiday Green Mikado \$259.99



Holiday Mikado Steam Locomotives

Decorated in bright Christmas colors, these powerful 2-8-2 Mikado steam locomotives are ready for duty on your railroad. Operate them with any standard transformer and enjoy the excitement of conventional RailSounds.

FEATURES:

- Transformer controlled forward, neutral, and reverse operation
- Conventional RailSounds sound system with synchronized chuffing, crew announcement, brake squeal, steam whistle, and bell
- Powerful maintenance-free motor with momentum flywheel
- Operating headlight
- Die-cast metal locomotive body, frame, and trucks
- Operating coupler on rear of tender
- Traction tires
- Puffing smoke unit
- Engineer and fireman figures
- Die-cast metal tender body and trucks
- Minimum Curve: 0-27
- Length: 19"

Christmas Trolley

It's Christmas time! Take a trip downtown on the new holiday trolley. Ride from one end of the avenue to the other, taking in all the hustle and bustle, then ride back with an armful of bright holiday packages. With its bright LED headlights, interior lighting, and roof details, this colorful trolley brings holiday enjoyment to any layout.


FEATURES:

- Bumper controlled forward and reverse operation
- Operating LED headlights
- Interior lighting
- Colorfully-illustrated passengers
- Powerful maintenance-free motor
- Traction tire
- Minimum Curve: 0-27
- Length: 6 3/4"

Two moveable trolley poles on clerestory roof



(6-28434) Christmas Trolley \$69.99



2007 Holiday Rolling Stock

(6-36833) Christmas Music Boxcar \$64.99



Christmas Music Boxcar

Add musical joy to your layout! With the flip of a switch, you can listen to 12 of your favorite Christmas carols on this brightly decorated boxcar.

FEATURES:

- Die-cast metal sprung trucks and operating couplers
- Plays 12 Christmas carols powered by a nine-volt battery (not included)
- ON/OFF switch
- Minimum Curve: 0-27
- Length: 10 1/2"

(6-26367) Santa's Egg Nog Flatcar with Container \$59.99



Candy Cane Single Dome Tank Car

Peppermint candy for everyone in Lionelville! Brighten up your holiday display with this festive tank car.

FEATURES:

- Die-cast metal sprung trucks and operating couplers
- Metal handrails, platform, and ladders
- Minimum Curve: 0-27
- Length: 10"

(6-25034) Angela Trotta Thomas "Santa's Workshop" Boxcar \$49.99



Angela Trotta Thomas "Santa's Workshop" Boxcar

Well-known artist Angela Trotta Thomas decorates this 2007 boxcar with a striking Christmas design from her holiday collection.

FEATURES:

- Die-cast metal sprung trucks and operating couplers
- Metal frame
- Opening doors
- Minimum Curve: 0-27
- Length: 10 1/2"





Santa's Egg Nog Flatcar with Container

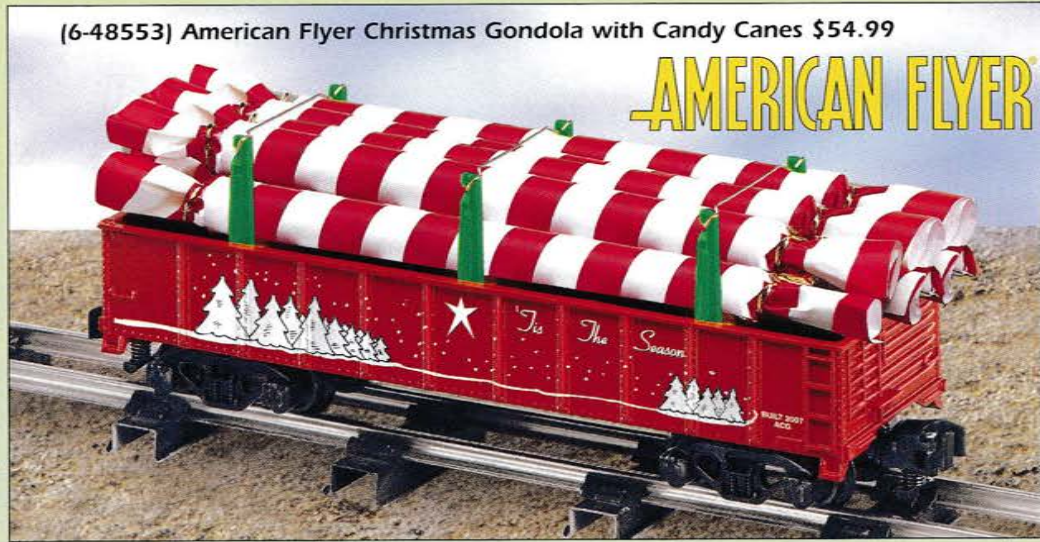
All aboard for the delicious holiday beverage carried on this colorful Christmas flatcar!

FEATURES:

- Die-cast metal sprung trucks and operating couplers
- Metal handrails
- Die-cast metal frame
- Gauge: O Gauge
- Minimum Curve: 0-27
- Length: 9"




(6-36108) Candy Cane Single Dome Tank Car \$59.99



(6-48553) American Flyer Christmas Gondola with Candy Canes \$54.99

THESE PAGES SHOW




American Flyer Christmas Gondola with Candy Canes

Add color and style to your American Flyer holiday consist with this cheery gondola.

FEATURES:

- Operating couplers
- Die-cast metal trucks
- Load of six simulated candy canes
- Minimum Curve: S Gauge
- Length: 8 3/4"



(6-26368) Gondola with Trees and Presents \$59.99

Gondola with Trees and Presents

Here comes the Christmas gondola, brightly decorated and carrying its festive load of trees and presents for boys and girls everywhere.

FEATURES:

- Load includes four trees and a five present package bundle
- Die-cast metal sprung trucks and operating couplers
- Minimum Curve: 0-27
- Length: 10 1/4"

2007 Holiday Operating Cars



O Gauge Candy Cane Dump Car

Give your holiday layout a colorful twist with this bright piece of rolling stock. The candy cane dump car drops off Santa's personal favorite treat to girls and boys everywhere.

FEATURES:

- Die-cast metal trucks and operating couplers
- Unload simulated candy canes at the touch of a button
- Remote Control track section required
- Includes five candy canes and unloading bin
- Die-cast metal body
- Minimum Curve: 0-27
- Length: 9"

(6-36848) O Gauge Candy Cane Dump Car \$79.99



"Candy canes" and bin included



(6-36850) Santa and Snowman Boxcar \$74.99



Santa and Snowman Boxcar

Everyone wants to have fun during the holidays – even Santa! Watch him play tag with the snowman on top of this gaily decorated car. As one figure rides on top of the specially-outfitted boxcar, the other waits on a platform. When the car passes underneath the platform, they switch places. You'll have fun watching them chase each other around your layout!

FEATURES:

- Die-cast metal sprung trucks and operating couplers
- Opening doors
- Includes separate trestle (FasTrack compatible)
- Minimum Curve: 0-27
- Length: 10 1/2"

(6-36821) Naughty or Nice Twin Dump Car \$79.99

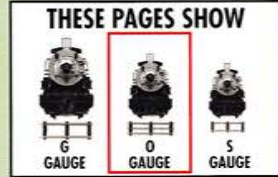


Naughty or Nice Twin Dump Car

How good or bad have you been this Christmas? The lively snowmen adorning this brightly decorated dump car will help you carry your message around the track.

FEATURES:

- Die-cast metal trucks and operating couplers
- Unload coal and Christmas packages with the touch of a button
- Remote control track section required
- Includes coal bag, package bundles, and unloading bin
- Metal frame and ends
- Minimum Curve: 0-27
- Length: 11 1/2"



(6-36849) Tell-tale Reindeer Car \$52.99



Tell-tale Reindeer Car

Will the playful reindeer inside this car notice the tell-tale ahead? It's a close call, but he ducks just in time, then peeks his head up again to continue his ride.

FEATURES:

- Die-cast metal sprung trucks
- Metal frame
- Includes trackside tell-tale (FaTrack compatible)
- Minimum Curve: 0-27
- Length: 9"

(6-36851) Generator Car with Christmas Tree \$74.99



Generator Car with Christmas Tree


Add mobile holiday power to your layout to light up the accompanying Christmas tree. Open the car doors to view the generator load illuminated by an interior light. Stop the car at the side of the track and connect a jack from the top of the car to the

Christmas tree to light it!

FEATURES:

- Interior illumination
- Opening doors
- Generator load in interior
- Metal frame
- Lighted Christmas tree
- Minimum Curve: 0-27
- Length: 10 3/4"

2007 Holiday Accessories



North Pole Passenger Station

Dressed in festive Christmas colors, this classic lighted passenger station is perfect for any O or O-27 gauge layout.

FEATURES:

- Lighted interior
- Dimensions: 12 1/8" x 8 1/4" x 6 1/2"

(6-14258) \$52.99



Christmas Tractor and Trailer

FEATURES:

- Die-cast metal semi with opening hood
- Detachable trailer with opening doors
- Length: 11 3/4"

(6-14260) \$24.99

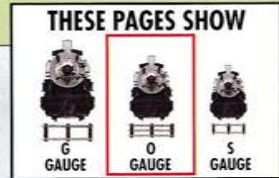


Christmas Tractor and Trailer with Trees

FEATURES:

- Die-cast metal semi with opening hood
- Detachable trailer
- Includes five removable trees
- Length: 11 3/4"

(6-24204) \$24.99




Christmas People Pack

Populate your holiday layout with the Christmas People Pack. These detailed, hand-painted figures are made of tough pewter and stand on sturdy bases.

FEATURES:

- Six hand-painted pewter figures
- Average height: 1 1/4"

(6-14259) \$20.99



Nutcracker Operating Gateman

The nutcracker emerges from his shed each time the train passes and stands guard next to a lighted Christmas tree.

FEATURES:

- Nutcracker emerges from his shed
- Lighted Christmas tree
- 153C Contactor included
- Also works with insulated track section (sold separately)
- FasTrack compatible
- Comes fully assembled
- Dimensions: 7" x 5 3/4" x 4 3/4"

(6-34164) \$74.99

READY-TO-RUN TRAIN SETS

Pennsylvania Flyer

With smoke pouring from the stack and the headlight ablaze, this die-cast metal steam locomotive races to the big port cities on the East Coast. With a boxcar, flatcar, and caboose in tow, the train travels through a short extension bridge and passes ten telephone poles, which are included with the set. Featuring the CW-80 Transformer and a huge oval of FasTrack track, the Pennsylvania Flyer is one of our most popular train sets.

SET INCLUDES:

- 4-4-2 steam locomotive and tender, boxcar, flatcar, caboose, three straight FasTrack track sections, eight curved FasTrack track sections, a FasTrack terminal section, CW-80 Transformer, smoke fluid, short extension bridge, ten telephone poles

LOCOMOTIVE FEATURES:

- Transformer controlled forward, neutral, and reverse operation
- Air whistle in tender
- Operating headlight
- Operating coupler on rear of tender
- Powerful maintenance-free motor
- Puffing smoke unit
- Die-cast metal locomotive body with metal frame and trucks

ROLLING STOCK FEATURES:

- Operating couplers
- Opening doors on boxcar
- Four removable canisters on gondola
- Minimum Curve: 0-27
- Length: 46 1/2"
- Layout dimensions: 40" x 60"

Expansion Packs

Grow your Lionel layout at a tremendous savings with the Train Set Expansion Packs. Two exciting Expansion Packs are available for the famous Pennsylvania Flyer.

Pennsylvania Flyer Operating Freight Expansion Pack

The Pennsylvania Flyer Operating Freight Expansion Pack is a \$175 value for only \$109.99! See the breakdown below!

PACK INCLUDES:

- Operating coal dump car \$34.99
- Three-dome tank car \$29.99
- Hopper \$29.99
- Three straight FasTrack track sections \$11.67
- FasTrack uncoupling track section that activates the coal dump car \$33.99
- Four log-pallet loads \$12.50
- Railroad signs \$5.99
- Lubrication and Maintenance Kit \$16.29
- Expands layout from 40" x 60" to 50" by 70"

Total Retail Value: \$175.00

YOURS FOR ONLY: \$109.99

A savings of: \$65.00

**SAVE \$65.00
ON THIS
EXPANSION PACK!**

Pennsylvania Flyer Passenger Expansion Pack

Change your set from freight to passenger and back with this expansion pack. The Pennsylvania Flyer Passenger Expansion Pack is a \$169.00 value for only \$109.99! See the breakdown below!

PACK INCLUDES:

- Combination car \$39.99
- Coach \$39.99
- Observation car \$39.99
- Four straight FasTrack track sections \$15.56
- Station platform \$14.99
- Six milk cans \$9.29
- Classic billboard set \$9.59
- Expands layout from 40" x 60" to 50" by 70"

Total Retail Value: \$169.00

YOURS FOR ONLY: \$109.99

A savings of: \$59.00

**SAVE \$59.00
ON THIS
EXPANSION PACK!**

**CHANGE YOUR
SET FROM FREIGHT
TO PASSENGER
AND BACK!**



**EXTENSION
BRIDGE,
CRATES, AND
10 TELEPHONE
POLES!**

**INCLUDES
CRATE LOAD
FOR THE
FLATCAR!**

FasTrack®

(6-30004) Pennsylvania Flyer Passenger Expansion Pack \$109.99



**SAVE \$59.00
ON THIS
EXPANSION PACK!**



**SAVE \$65.00
ON THIS
EXPANSION PACK!**

**UNCOUPLING
TRACK
INCLUDED!**



(6-30037) Pennsylvania Flyer Operating Freight Expansion Pack \$109.99



**ADD A HOLIDAY
EXPANSION PACK
TO BUILD A
CHRISTMAS CONSIST!
SEE PAGES 12-13**

(6-30018) Pennsylvania Flyer \$199.99

READY-TO-RUN TRAIN SETS

**SAVE \$59.00
ON THIS
EXPANSION PACK!**

[6-30008] New York Central Flyer
Passenger Expansion Pack \$109.99



[6-30038] New York Central Flyer Operating
Freight Expansion Pack \$109.99

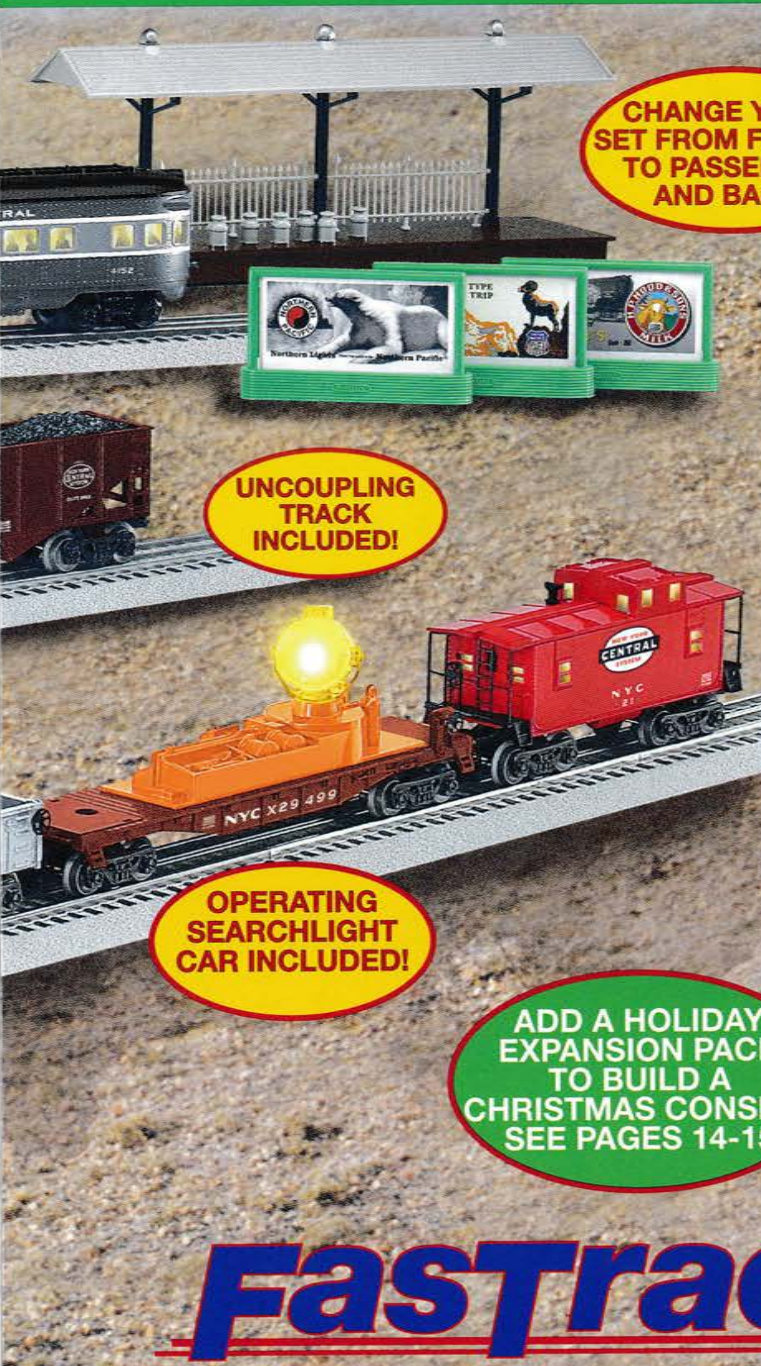


**SAVE \$72.00
ON THIS
EXPANSION PACK!**



[6-30016] New York Central Flyer \$279.99

TrainSounds™



CHANGE YOUR SET FROM FREIGHT TO PASSENGER AND BACK!

UNCOUPLING TRACK INCLUDED!

OPERATING SEARCHLIGHT CAR INCLUDED!

ADD A HOLIDAY EXPANSION PACK TO BUILD A CHRISTMAS CONSIST! SEE PAGES 14-15

New York Central Flyer

The New York Central Flyer barrels down the mainline with the added realism of the TrainSounds sound system. A classic steamer leads the way with puffing smoke and other exciting effects such as steam chuffing, whistle, and even crew dialog! This train set comes complete with a colorful string of freight cars, a large FasTrack loop, and a powerful CW-80 Transformer.

SET INCLUDES:

- 4-4-2 steam locomotive and tender, boxcar, gondola with canisters, searchlight car, caboose, three straight FasTrack track sections, eight curved FasTrack track sections, a FasTrack terminal section, CW-80 Transformer, smoke fluid

LOCOMOTIVE FEATURES:

- Transformer controlled forward, neutral, and reverse operation
- TrainSounds sound system with steam chuffing, steam whistle, bell, squealing brakes, and operator-controlled multi-part crew dialog
- Operating headlight
- Operating coupler on rear of tender
- Powerful maintenance-free motor
- Puffing smoke
- Die-cast metal locomotive body
- Metal tender frame with die-cast metal trucks

ROLLING STOCK FEATURES:

- Die-cast metal sprung trucks (caboose has die-cast metal trucks) and operating couplers
- Opening doors on boxcar
- Four canisters on gondola
- Illuminated searchlight with adjustable position
- Interior illumination in caboose
- Minimum Curve: 0-27
- Length: 58"
- Layout dimensions: 40" x 60"

Expansion Packs

Grow your Lionel layout at a tremendous savings with these Train Set Expansion Packs. Two exciting Expansion Packs are available for the famous New York Central Flyer.

New York Central Flyer Operating Freight Expansion Pack

The New York Central Flyer Operating Freight Expansion Pack is a \$155 value for only \$109.99. See the breakdown below!

PACK INCLUDES:

- Operating log dump car \$34.99
- Single-dome tank car \$29.99
- Hopper \$29.99
- Three straight FasTrack track sections \$11.67
- FasTrack uncoupling track section that activates the coal dump car \$33.79
- Tractor and trailer \$19.50
- Railroad signs \$5.99
- Lubrication and Maintenance Kit \$16.29
- Expands layout from 40" x 60" to 50" by 70"

Total Retail Value: \$182.00
YOURS FOR ONLY: \$109.99
A savings of: \$72.00

New York Central Flyer Passenger Expansion Pack

Change your set from freight to passenger and back with this expansion pack. The New York Central Flyer Passenger Expansion Pack is a \$169 value for only \$109.99. See the breakdown below!

PACK INCLUDES:

- Combination car \$39.99
- Coach \$39.99
- Observation car \$39.99
- Four straight FasTrack track sections \$15.56
- Station platform \$14.99
- Six milk cans \$9.29
- Classic billboard set \$9.59
- Expands layout from 40" x 60" to 50" by 70"

Total Retail Value: \$169.00
YOURS FOR ONLY: \$109.99
A savings of: \$59.00

FastTrack®

READY-TO-RUN TRAIN SETS

(6-30034) Great Western Train Set with Lincoln Logs \$209.99



Great Western Train Set with Lincoln Logs

The General-type 4-4-0 steam locomotive rushes across the prairie, steaming toward a new pioneer settlement not far from the mountains. Blow the whistle and pull into town—your adventures in the Wild West are ready to begin. With two authentic Lincoln Logs buildings, you can create your own Lincoln Logs town!

SET INCLUDES:

- General-type steam locomotive and tender, wood-sided reefer, flatcar with horses, baggage car, three straight FasTrack track sections, eight curved FasTrack track sections, a FasTrack terminal section, PowerMax transformer, smoke fluid, two Lincoln Logs buildings

LOCOMOTIVE FEATURES:

- Transformer controlled forward, neutral, and reverse operation
- Operating headlight
- Operating coupler on rear of tender
- Maintenance-free powerful motor
- Two traction tires
- Puffing smoke unit

ROLLING STOCK FEATURES:

- Operating couplers
- Air whistle in baggage car
- Horse figures and fencing on flat car
- Minimum Curve: 0-27
- Length: 48 1/4"
- Layout Dimensions: 40" x 60"

THE ORIGINAL
LINCOLN LOGS
BUILDING SET

**INCLUDES TWO
LINCOLN LOGS
BUILDINGS!**



(6-30036) Great Western Expansion Pack \$109.99



MOTORIZED HANDCAR!

Great Western Expansion Pack

Grow your layout at a tremendous savings with the Lincoln Logs Train Set Expansion Pack. This Expansion Pack is a \$200.00 value for only \$109.99! See the breakdown below!

PACK INCLUDES:

- Flatcar with operating handcar \$89.99
- Log dump car with Lincoln Logs \$34.99
- Bunk car \$29.99
- 3 straight FasTrack track sections \$11.67
- FasTrack uncoupling track section that activates the log dump car \$33.79

Total Retail Value: \$200.00

Plus an authentic Lincoln Logs building!

YOURS FOR ONLY: \$109.99

A savings of: \$90.00



INCLUDES AN ADDITIONAL LINCOLN LOGS BUILDING!

DUMPS LINCOLN LOGS!

Cascade Range Logging Train

The powerful Dockside switcher hauls three log dump cars through the rugged mountains of the Pacific Northwest. The Cascade Range Logging Train includes a CW-80 Transformer and a generous 40" x 60" loop of FasTrack track.

SET INCLUDES:

- 0-6-0 dockside steam locomotive,

three log dump cars with logs, caboose, two straight FasTrack track sections, eight curved FasTrack track sections, a FasTrack terminal section, FasTrack uncoupling track section, 5" straight FasTrack track section, CW-80 Transformer, smoke fluid

LOCOMOTIVE FEATURES:

- Transformer controlled forward,

- neutral and reverse operation
- Electronic steam whistle
- Directional lighting including operating headlight and operating back-up light
- Front and rear operating couplers
- Powerful maintenance-free motor with momentum flywheel
- Traction tires
- Puffing smoke unit
- Die-cast metal body and frame

• Engineer and fireman figures

ROLLING STOCK FEATURES:

- Operating couplers
- Dumps logs using the uncoupling track section (included)
- Interior illumination in caboose
- Individually boxed
- Minimum Curve: 0-27
- Length: 45 3/4"
- Layout dimensions: 40" x 60"



LIGHTED CABOOSE!

LOGS DUMP INTO BIN!

FEATURES 3 OPERATING CARS!

LOWER PRICE!

PUFFING SMOKE!

(6-30021) Cascade Range Logging Train \$189.99



Sir Topham Hatt Gateman

Sir Topham Hatt emerges from Junction Station on the Island of Sodor to watch the engines on his branch line roll by.

FEATURES:

- Sir Topham Hatt figure with lighted lantern
- 153C Contactor included
- Also works with an insulated track section
- FasTrack compatible
- Fully assembled
- Dimensions: 7" x 5 3/4" x 4 3/4"

(6-14267) \$74.99



Thomas & Friends™ Expansion Pack

Grow your Thomas layout at tremendous savings with the Thomas Set Expansion Pack, featuring four of Thomas' friends. The Thomas Expansion Pack is a \$155.00 value for only \$109.99! See the breakdown below!

PACK INCLUDES:

- Troublesome Truck I \$34.99
- Troublesome Truck II \$34.99
- Tidmouth Milk Single Dome Tank Car \$34.99
- Sodor Mining Company Hopper \$34.99
- Four straight FasTrack track sections \$15.56
- Expands layout from 40" x 60" to 50" x 70"

Total Retail Value: \$155.00

YOURS FOR ONLY: \$109.99

A savings of: \$45.00

SAVE \$45.00 ON THIS EXPANSION PACK!

Sodor Freight Expansion Pack

Even more exciting cars at tremendous savings! The Sodor Freight Expansion Pack is a \$165.00 value for only \$109.99! See the breakdown below!

PACK INCLUDES:

- Flatcar with Harold the Helicopter \$44.99
- Gondola with canisters \$29.99
- S.C. Ruffey \$39.99
- Bobber caboose \$34.99
- Four straight FasTrack track sections \$15.56
- Expands layout from 40" x 60" to 50" by 70"

Total Retail Value: \$165.00

YOURS FOR ONLY: \$109.99

A savings of: \$55.00

SAVE \$55.00 ON THIS EXPANSION PACK!

Diesel

New for 2007, Diesel is ready for action on your Lionel layout. Ever scheming and stirring up trouble, devious Diesel is sure to be the center of new adventures and mishaps on your O Gauge Island of Sodor.

FEATURES:


- Transformer controlled forward, neutral, and reverse operation
- Powerful maintenance-free motor
- Operating coupler on rear of locomotive
- Traction tire
- Moving eyes
- Set of three removable faces
- Minimum Curve: 0-27
- Length: Approx. 7 3/4"

(6-28883) \$109.99



Concept Model Shown

Includes three interchangeable faces



Percy

Percy is happy to join Thomas & Friends for adventures around your layout.


FEATURES:

- Transformer controlled forward, neutral, and reverse operation
- Moving eyes
- Operating whistle
- Operating coupler on rear of locomotive
- Powerful maintenance-free motor
- Set of three removable faces
- Removable roof
- Minimum Curve: 0-27
- Length: 7"

(6-18733) \$109.99



Includes three interchangeable faces



James

With a fine scarlet coat, James is prepared for duty on your layout.

FEATURES:

- Transformer controlled forward, neutral, and reverse operation
- Moving eyes
- Operating whistle
- Operating coupler on rear of locomotive
- Powerful maintenance-free motor
- Set of three removable faces
- Removable roof
- Minimum Curve: 0-27
- Length: Approx. 9"

(6-18734) \$109.99



FasTrack[®]



(6-30035) Sodor Freight Expansion Pack \$109.99



(6-30012) Thomas & Friends Expansion Pack \$109.99



(6-30069) Thomas & Friends O Gauge Train Set \$169.99



Includes three play figures

Thomas the Tank Engine's eyes move side to side



Includes three interchangeable faces



Thomas & Friends™ O Gauge Train Set

Available with the PowerMax Transformer and the FasTrack track system, Thomas & Friends are ready for some exciting adventures on the Island of Sodor. Accompanying Thomas are his faithful coaches, Annie and Clarabel, as well as two very responsible railway workers and our favorite Controller, Sir Topham Hatt. Thomas' moving eyes ensure that your journey on everyone's #1 engine is a safe one, and the removable roofs of Annie and Clarabel allow you to load and unload your passengers.

SET INCLUDES:

- Thomas the Tank Engine™ with three interchangeable faces, Annie, Clarabel, three play figures, three straight FasTrack track sections, eight curved FasTrack track sections, a FasTrack terminal section, Lionel PowerMax transformer

FEATURES:

- Transformer controlled forward, neutral, and reverse operation
- Moving eyes on Thomas the Tank Engine
- Electronic whistle
- Operating coupler on rear of locomotive
- Dual operating couplers on Annie and Clarabel
- Powerful maintenance-free motor
- Traction tire
- Set of three removable faces
- Removable roofs on Thomas, Annie, and Clarabel
- Three play figures
- Minimum Curve: 0-27
- Length: 21"
- Layout Dimensions: 40" x 60"

©2007 Gullane (Thomas) Limited
 ©2007 HIT Entertainment Limited
 HIT and HIT logo are trademarks of HIT Entertainment Limited

(6-28695) Halloween Docksider Switcher \$109.99



Halloween Docksider Switcher

The Transylvania Railroad Docksider Switcher gets ready for action. This mighty little locomotive makes sure trick-or-treat goodies are delivered right on schedule for Halloween eve.

FEATURES:

- Transformer controlled forward, neutral, and reverse operation
- Electronic steam whistle
- Directional lighting with operating headlight and back-up light
- Die-cast metal locomotive body and frame
- Powerful maintenance-free motor with momentum flywheel
- Front and rear operating couplers
- Traction tires
- Puffing smoke unit
- Engineer and fireman figures
- Minimum Curve: 0-27
- Length: 8 1/2"

Halloween Train Set

The haunted Halloween Train leaves the station on its way to Transylvania, ready to convey all things creepy and ghoulish to ghosts and goblins everywhere. On the train, Dracula chases a mummy around a crate load of very suspicious cargo, and a boxcar with spooky sounds frightens anyone close enough to hear the uncanny shrieks and whispers coming from inside. This haunted train runs around a generous FasTrack loop with power supplied by a PowerMax Transformer.

SET INCLUDES:

- 4-4-2 steam locomotive and tender, Halloween spooky sounds boxcar, Dracula and mummy animated gondola, lighted caboose, three straight FasTrack track sections, eight curved FasTrack track sections, a FasTrack terminal section, PowerMax Transformer, smoke fluid

LOCOMOTIVE FEATURES:

- Transformer controlled forward, neutral, and reverse operation
- Realistic air whistle in tender
- Operating headlight
- Operating coupler on rear of tender
- Powerful maintenance-free motor
- Traction tire
- Puffing smoke unit
- Die-cast metal locomotive body

ROLLING STOCK FEATURES:

- Operating couplers
- Boxcar with spooky sounds (nine-volt battery not included)
- Dracula and mummy figures move around the animated gondola while the train is in motion

- Minimum Curve: 0-27
- Length: 46"
- Layout dimensions: 40" x 60"



**LIGHTED
INTERIOR**

**VAMPIRE AND
MUMMY FIGURES
CREEP AROUND
CAR!**


**SCARY SCREAMS,
WOLF HOWLS,
WHISTLING WIND,
GHASTLY LAUGHS,
AND OTHER
SPOOKY SOUNDS!**

Witches Cauldron

In the cover of three large pine trees, three scary witches huddle around a black cauldron heated by a roaring fire, getting ready to do a magic spell. One witch is poised to throw a fish into the pot, and another reads from a special book, reciting a magic chant. A third witch stirs the potion that simmers in the cauldron.

FEATURES:

- Witch appears to stir the cauldron
- Three hand-painted witch figures
- Three pine trees
- Dimensions: 6" diameter



(6-14221) Witches Cauldron \$69.99



Halloween Witch Pylon

The Broomstick Flying Academy has a busy schedule in the weeks before Halloween! Witches are flying everywhere, perfecting the art of soaring and dipping on broomsticks until their skills are just right for the long flight on Halloween night. Keep your eyes on the sky on that special eve ... they may be stopping at your house with mischief and magic for you and your family.

FEATURES:

- Powerful, maintenance-free motor
- Metal tower
- Interior lighting
- Witch flies approximately 21 1/2" above the base
- Dimensions: 5 3/4" x 5 3/4" x 14 1/4"

(6-14297) Halloween Witch Pylon \$139.99



**PUFFING SMOKE
AND HEADLIGHT**



(6-30056) Halloween Train Set \$219.99

UPS® Centennial Collection

In commemoration of the 100th anniversary of UPS, Lionel proudly offers its second collection of UPS Centennial items that honor the historic legacy of this iconic American company. Decorated in classic UPS brown and gold, a complete ready-to-run UPS steam train set is available. In addition, the second Centennial-series boxcar, featuring the distinctive UPS shield first used in the 1930's, is offered. Add the UPS Operating Billboard Signmen and a UPS People Pack anywhere along the tracks to expand your UPS collection.

ILLUMINATED INTERIOR!

UPS VAN!

OPENING DOORS!



(6-24201) UPS® Operating Billboard Signmen \$99.99*



UPS® Operating Billboard Signmen

The signmen have one sign corner left to paste up to the billboard. They roll the sign out and it curls back down, but the persistent signmen won't give up.

FEATURES:

- Animated figures use rollers to unfurl the UPS sign
- Durable construction
- Two figures
- Dimensions: Approx. 8" x 3 1/4" x 5"

(6-25042) UPS® Centennial Boxcar #2 \$49.99*



UPS® Centennial Boxcar #2

FEATURES:

- Die-cast metal sprung trucks and operating couplers
- Metal frame
- Opening doors
- Minimum Curve: 0-27
- Length: 10 1/2"

(6-34195) UPS® People Pack \$24.99*



UPS® People Pack

FEATURES:

- Hand-painted pewter
- Average height: 1 1/4"

UPS® Centennial Steam Set

SET INCLUDES:

- 4-4-2 steam locomotive and tender, boxcar, flatcar, caboose, UPS van, three straight FasTrack track sections, eight curved FasTrack track sections, a FasTrack terminal section, and a CW-80 Transformer

LOCOMOTIVE FEATURES:

- Transformer controlled forward, neutral, and reverse operation
- Air whistle in tender
- Operating headlight
- Operating coupler on rear of tender

- Powerful maintenance-free motor
- Puffing smoke unit
- Die-cast metal locomotive body with metal frame and trucks

ROLLING STOCK FEATURES:

- Operating couplers
- Opening doors on boxcar
- Removable die-cast UPS van on flatcar
- Interior illumination in caboose
- Minimum Curve: 0-27
- Length: 46 1/2"
- Layout dimensions: 40" x 60"

AIR WHISTLE!

PUFFING SMOKE!



(6-30061) UPS® Centennial Steam Set \$229.99*

*UPS, the UPS shield, and the color brown are trademarks of United Parcel Service of America, Inc. used under license.

HARRY POTTER HOGWARTS EXPRESS

(7-11020) Harry Potter Hogwarts Express Set \$299.99

Next

HARRY POTTER, characters, names and related indicia are trademarks of and © Warner Bros. Entertainment Inc. Harry Potter Publishing Rights © JKR. (s07)

Harry Potter™

HARRY POTTER™ HOGWARTS EXPRESS™

Now you can bring the magical world of HARRY POTTER™ to life with the new HOGWARTS EXPRESS™ ready-to-run train set by Lionel!

SET INCLUDES:

- 4-6-0 locomotive and tender, two passenger coaches, one combination car, three straight FasTrack track sections, eight curved FasTrack track sections, one FasTrack terminal section, powerful CW-80 Transformer

LOCOMOTIVE FEATURES:

- Transformer controlled forward, neutral, and reverse operation
- Operating headlight
- Operating coupler on rear of tender
- Powerful maintenance-free motor
- Two traction tires
- Puffing smoke
- Separately applied metal handrails
- Die-cast metal locomotive body
- Air whistle in tender

PASSENGER CAR FEATURES:

- Interior lighting
- Operating couplers
- Soft molded diaphragms between cars
- Minimum Curve: 0-36
- Length: Approx. 63"
- Gauge: O Gauge
- Layout Dimensions: 40" x 60"





NASCAR® is a registered trademark of The National Association for Stock Car Auto Racing Inc. All drivers, names, likenesses, signatures and other trademarks and copyrights are used under license or with permission. NASCAR NEXTEL Cup marks are used under license by NASCAR, Inc. and Nextel Communications, Inc. SUNOCO® is a registered trademark of Sunoco, Inc.

NASCAR READY-TO-RUN TRAIN SET

The thrill of NASCAR, America's fastest growing sport, is captured in this new, O gauge train set from Lionel. Designed for NASCAR fans everywhere, Lionel has created a set inspired by the excitement and spectacle of their favorite sport. This set boasts a train as dazzling as any NASCAR vehicle, complete with a colorfully decorated diesel engine, a single-dome tank car, a boxcar with the champion's trophy, and a caboose like you've never seen before!

What's more, fans can add to the core set by getting one of six expansion packs, each featuring one of the top legends of the sport: Dale Earnhardt Sr., Dale Earnhardt, Jr., Jeff Gordon, Jimmie Johnson, Kasey Kahne, and Nextel Cup Champion Tony Stewart!

Who better than Lionel to haul the NASCAR race-week experience into homes across the country?

SET INCLUDES:

- GP38 diesel locomotive, single-dome tank car, boxcar, flatcar with billboards, caboose, three straight FasTrack sections, eight curved FasTrack sections, a FasTrack terminal section, powerful Lionel transformer

LOCOMOTIVE FEATURES:

- Transformer controlled forward, neutral, and reverse operation
- TrainSounds sound system with diesel engine rewing, horn, bell, squealing brakes, and operator-controlled, multi-part crew dialog
- Operating headlight
- Dual operating couplers
- Dual powerful maintenance-free motors
- Metal frame
- Operating strobe light

ROLLING STOCK FEATURES:

- Operating couplers
 - Removable billboards on flatcar
 - Interior illumination in caboose
 - Minimum Curve: 0-27
 - Length: 53"
 - Layout dimensions: 40" x 60"
- (7-11004) \$299.99



**DALE EARNHARDT, JR.
READY-TO-RUN TRAIN SET**

The face of NASCAR's new generation, Dale Earnhardt, Jr. is featured in an exciting new ready-to-run train set from Lionel. Dale Jr. won his first race in only his 12th career start, and in 2004 he captured the prestigious Daytona 500. He has recorded an impressive 16 Nextel Cup wins in addition to his two NASCAR Busch Series Championships. Now from Lionel... a train set that's as dynamic as the driver who inspired it.

SET INCLUDES:

- GP38 diesel locomotive, three-dome tank car, boxcar, flatcar with helicopter, caboose, three straight FasTrack sections, eight curved FasTrack sections, a FasTrack terminal section, powerful Lionel transformer

LOCOMOTIVE FEATURES:

- Transformer controlled forward, neutral, and reverse operation
- TrainSounds sound system with diesel engine rewing, horn, bell, squealing brakes, and operator-controlled, multi-part crew dialog
- Operating headlight
- Dual operating couplers
- Dual powerful maintenance-free motors
- Metal frame and handrails
- Operating strobe light

ROLLING STOCK FEATURES:

- Operating couplers
- Removable helicopter on flatcar
- Opening doors on boxcar
- Interior illumination in caboose
- Minimum Curve: 0-27
- Length: 51 1/2"
- Layout dimensions: 40" x 60"

(7-11005) \$299.99

**Jimmie Johnson 2006 Champion Boxcar
FEATURES:**

- Die-cast metal sprung trucks and operating couplers
- Opening doors
- Length: 10 1/2"
- Minimum Curve: 0-27

(7-11025) Jimmie Johnson Boxcar \$44.99





EXPANSION PACKS

At Lionel, there's no end to the NASCAR excitement! This year, Lionel is also offering six ways to increase your NASCAR enjoyment with six NASCAR-themed expansion packs. Each pack features three cars inspired by a current or former NASCAR legend. Each pack is designed to enhance the play-value of the NASCAR sets themselves. Use them on your layout or display them with your other NASCAR collectibles.

NOTE: All products will feature official 2006 artwork and designs.



(7-11007) Dale Earnhardt, Sr. \$129.99

(7-11008) Dale Earnhardt, Jr. \$129.99

(7-11009) Tony Stewart \$129.99

COLLECT ALL SIX!

DALE EARNHARDT, SR.

Dale Earnhardt, Sr.'s racing style helped to transform NASCAR into one of the most popular sports in the country. Along the way, he also turned himself into one of the most beloved American athletes of all time. A seven-time Winston Cup champion with seventy-six career victories, Dale Earnhardt is truly a legend.

PACK INCLUDES:

- Flatcar with trailer
- Flatcar with car
- Boxcar
- Four straight FasTrack track sections
- Expands layout from 40" x 60" to 50" by 70"

Suggested Retail Price: \$129.99

DALE EARNHARDT, JR.

One of the more popular drivers competing today, Dale Earnhardt, Jr. has amassed an impressive sixteen career wins—including a win in 2004 at the prestigious Daytona 500—and finished 2005 with twelve top ten finishes. An athlete who has truly transcended the sport, Dale Earnhardt, Jr. has quickly become the face of NASCAR's next generation.

PACK INCLUDES:

- Flatcar with trailer
- Flatcar with car
- Flatcar with 2-tier auto carrier
- Four straight FasTrack track sections
- Expands layout from 40" x 60" to 50" by 70"

Suggested Retail Price: \$129.99

TONY STEWART

The 2002 and 2005 Nextel Cup Champion, Tony Stewart is setting the pace for NASCAR's next generation of drivers. Aggressive and fearless, Stewart is a dominating presence in every race he enters. With 24 Nextel Cup wins and two championships, he is quickly taking his place in the pantheon of NASCAR legends.

PACK INCLUDES:

- Flatcar with trailer
- Flatcar with car
- Special team sponsor car
- Four straight FasTrack track sections
- Expands layout from 40" x 60" to 50" by 70"

Suggested Retail Price: \$129.99

Dale Earnhardt, Dale Earnhardt Inc. and Richard Childress Racing trademarks, trade dress, names, likenesses and copyrights are used under the authorization of Dale Earnhardt Inc. NASCAR® is a registered trademark of The National Association for Stock Car Auto Racing Inc.

Dale Earnhardt Jr. and Dale Earnhardt Inc. trademarks, trade dress, names, likenesses and copyrights are used under the authorization of Dale Earnhardt Inc. NASCAR® is a registered trademark of The National Association for Stock Car Auto Racing Inc.

"Tony Stewart", "#20" and "The Home Depot" licensed under authority of Joe Gibbs Racing, Inc., Huntersville, NC. NASCAR NEXTEL Cup marks are used under license by NASCAR, Inc. and Nextel Communications, Inc. NASCAR® is a registered trademark of The National Association for Stock Car Auto Racing Inc.

#24 Jeff Gordon®: © 2005 HGL, LLC. The name, likeness and signature of Jeff Gordon and the likeness of the #24 DuPont Chevrolet are used under license granted by HGL, LLC. NASCAR® is a registered trademark of The National Association for Stock Car Auto Racing Inc.

#48 Jimmie Johnson™: © 2005 HGL, LLC. The name, likeness and signature of Jimmie Johnson and the likeness of the #48 Lowe's Chevrolet are used under license granted by HGL, LLC. NASCAR® is a registered trademark of The National Association for Stock Car Auto Racing Inc.

R Evernham Motorsports, LLC. Kasey Kahne™ likeness and signature are trademarks of Kasey Kahne Inc. licensed by Evernham Motorsports, LLC. Dodge® is a registered trademark of DaimlerChrysler Corporation. NASCAR® is a registered trademark of The National Association for Stock Car Auto Racing Inc.



[7-11011] Jeff Gordon \$129.99

[7-11010] Jimmie Johnson \$129.99

[7-11006] Kasey Kahne \$129.99

JEFF GORDON

A four-time NASCAR Champion, Jeff Gordon's aggressive style and winning results have made him a hero and legend to millions. Seventy-two career victories highlight a career that includes three Daytona 500's. In 2005, Gordon earned three wins and fourteen top ten finishes.

PACK INCLUDES:

- Flatcar with trailer
- Flatcar with car
- Vatcar
- Four straight FasTrack track sections
- Expands layout from 40" x 60" to 50" by 70"

Suggested Retail Price: \$129.99

JIMMIE JOHNSON

Jimmie Johnson is a driver to watch. A threat to take the championship in 2005, Johnson notched four wins and an astounding twenty-one top ten finishes. He ended 2005 with eighteen career victories and a future as bright as any driver on the NASCAR horizon.

PACK INCLUDES:

- Flatcar with trailer
- Flatcar with car
- Flatcar with load
- Four straight FasTrack track sections
- Expands layout from 40" x 60" to 50" by 70"

Suggested Retail Price: \$129.99

KASEY KAHNE

The 2004 Rookie of the Year, Kasey Kahne has already amassed an impressive record that includes eight top ten finishes last year alone — including a win at the Chevy American Revolution 400.

PACK INCLUDES:

- Flatcar with trailer
- Flatcar with car
- 2-tier auto carrier
- Four straight FasTrack track sections
- Expands layout from 40" x 60" to 50" by 70"

Suggested Retail Price: \$129.99



Alaska Steam Work Train Set

The powerful Alaska 0-6-0 switcher moves along the snowy route from Anchorage to Seward, hauling its workload more than 100 miles along the frosty rails. This rugged, icebound consist includes a dockside switcher, flatcar with wheel and cargo load, 3-dome tankcar, crane car, and work caboose.

SET INCLUDES:

- 0-6-0 dockside steam locomotive, flatcar with load, 3-dome tankcar, crane car, caboose with lighted interior, eight curved FasTrack track sections, 3 straight FasTrack track sections, a FasTrack terminal section, and a CW-80 Transformer

LOCOMOTIVE FEATURES:

- Transformer controlled forward, neutral, and reverse operation
- Electronic steam whistle
- Directional lighting, including operating headlight and operating back-up light
- Front and rear operating couplers
- Powerful maintenance-free motor with momentum flywheel
- Traction tires
- Puffing smoke unit
- Die-cast metal body and frame
- Engineer and fireman figures

ROLLING STOCK FEATURES:

- Operating couplers
 - Pallet and wheel load on flatcar
 - Rotating cab and operating boom and hook on crane car
 - Interior illumination in caboose
- Minimum Curve: 0-27
 • Length: 45 3/4"
 • Layout dimensions: 40" x 60"



(6-30046) Alaska Work Train Expansion Pack \$109.99

**PUFFING
SMOKE!**

**MOTORIZED
HANDCAR!**



**INTERIOR
LIGHTING IN
BUNK CAR!**

**MANUALLY
OPERATE
BOOM, HOOK,
AND CAB!**

**INTERIOR
LIGHTING
IN CABOOSE!**

**PALLET AND
WHEEL LOAD!**

Alaska Work Train Expansion Pack
 Expand your work train operation. The Alaska Work Train Expansion Pack is a \$165.00 value for only \$109.00. See the breakdown below!

PACK INCLUDES:

- Gondola with containers \$29.99
- Flatcar with handcar \$89.99
- Bunk car with interior illumination \$29.99
- Four straight FasTrack track sections \$15.56

Total Retail Value: \$165.00

YOURS FOR ONLY: \$109.99

A savings of: \$55.00

(6-30045) Alaska Steam Work Train Set \$269.99

READY-TO-RUN TRAIN SETS

(6-30048) Northwest Special Freight Expansion Pack \$109.99

**OPERATING
LOG DUMP
CAR!**

**UNCOUPLING
TRACK
INCLUDED!**



**FEATURES THE
TRAINSOUNDS
SOUND SYSTEM!**



**OPERATING
SEARCHLIGHT!**

**INTERIOR
LIGHTING
IN CABOOSE!**

(6-30047) Northwest Special Freight with TrainSounds \$294.99

TrainSounds™

Northwest Special Freight with TrainSounds

The Northwest Special Freight thunders across North America. The powerful GP38 locomotive pulls a boxcar, hopper, operating searchlight car, and caboose. In addition to the impressive locomotive and colorful rolling stock, the Northwest Special Freight also features a CW-80 Transformer and a loop of FasTrack track.

SET INCLUDES:

- GP38 diesel locomotive, boxcar, 2-bay hopper, operating searchlight car, caboose, three straight FasTrack sections, eight curved FasTrack sections, a FasTrack terminal section, powerful CW-80 Transformer

LOCOMOTIVE FEATURES:

- Transformer controlled forward, neutral, and reverse operation
- TrainSounds sound system with diesel engine revving, horn, bell squealing brakes, and operator-controlled, multi-part crew dialog
- Operating headlight
- Dual operating couplers
- Dual powerful maintenance-free motors
- Metal frame
- Operating strobe light

ROLLING STOCK FEATURES:

- Operating couplers
- Operating searchlight on searchlight car
- Interior illumination in caboose
- Individually boxed
- Minimum Curve: 0-27
- Length: 48 1/2"
- Layout dimensions: 40" x 60"

Northwest Special Freight Expansion Pack

The Northwest Special Freight Operating Expansion Pack is a \$180 value for only \$109.99! See the breakdown below!

PACK INCLUDES:

- Operating log dump car \$34.99
- Single-dome tank car \$29.99
- Gondola with canisters \$29.99
- 3 straight FasTrack track sections \$11.07
- FasTrack uncoupling track section that activates the log dump car \$31.99
- 5" straight FasTrack track section \$3.19
- Tractor and trailer \$19.50
- Railroad signs \$5.99
- Lubrication and Maintenance Kit \$15.29
- Expands layout from 40" x 60" to 50" x 70"

Total Retail Value: \$180.00

YOURS FOR ONLY: \$109.99

A savings of: \$70.00

FastTrack® *TrainSounds*™

(6-30024) Union Pacific Fast Freight with TrainSounds \$339.99



(6-30001) Santa Fe El Capitan with TrainSounds \$369.99

**LIGHTED,
DETAILED
INTERIORS!**

**OPERATING
COAL DUMP
CAR!**



**DIE-CAST
METAL
TRUCKS**

See page 153



(6-35102) Santa Fe El Capitan Streamliner Diner \$64.99

Union Pacific Fast Freight with TrainSounds

A powerful 2-8-4 Berkshire highballs down the high iron leading a colorful load of freight. This impressive consist includes an operating coal dump car. The Union Pacific Fast Freight is complete with a large FasTrack layout and the powerful CW-80 Transformer.

SET INCLUDES:

- 2-8-4 Berkshire steam locomotive and tender, boxcar, coal dump car and tray, tank car, bay window caboose with illuminated interior, two straight FasTrack sections, eight curved FasTrack sections, a FasTrack uncoupling section, a FasTrack terminal section, CW-80 Transformer, smoke fluid

LOCOMOTIVE FEATURES:

- Transformer controlled forward, neutral, and reverse operation
- TrainSounds sound system with steam chuffing, steam whistle, bell, squealing brakes, and operator-controlled multi-part crew dialog
- Operating headlight
- Operating coupler on rear of tender
- Powerful maintenance-free motor with momentum flywheel
- Traction tires
- Puffing smoke unit
- Die-cast metal locomotive body, frame, and trucks
- Die-cast metal tender body and trucks with a metal frame
- Engineer and fireman figures

ROLLING STOCK FEATURES:

- Die-cast metal sprung trucks and operating couplers (caboose has die-cast metal trucks)
- Opening doors on boxcar
- Coal car dumps coal at the touch of a button
- Interior illumination in caboose

- Minimum Curve: 0-27
- Length: 59 3/4"
- Layout dimensions: 40" x 60"

Santa Fe El Capitan with TrainSounds

The classic FT diesel locomotive, equipped with realistic sounds from the TrainSounds sound system, hurtles down the "Route of the Warbonnets." Three streamlined passenger cars—two illuminated coaches and an illuminated observation car—follow the westbound locomotive. With the CW-80 Transformer and a loop of FasTrack track, you are ready to run one of the Santa Fe's best known passenger trains.

SET INCLUDES:

- FT diesel locomotive, two streamliner coach cars, one streamliner observation car, three straight FasTrack sections, eight curved FasTrack sections, a FasTrack terminal section, CW-80 Transformer

LOCOMOTIVE FEATURES:

- Transformer controlled forward, neutral, and reverse operation
- TrainSounds sound system with diesel engine revving, diesel horn, bell, squealing brakes, and operator-controlled, multi-part crew dialog
- Operating headlight
- Front operating coupler
- Dual powerful maintenance-free motors
- Traction tires
- Die-cast metal trucks, pilot, fuel tank
- Metal frame
- Lighted cab interior
- Engineer and fireman figures

PASSENGER CARS FEATURE:

- Die-cast metal trucks and operating couplers
- Authentically detailed interiors
- Interior illumination
- Flexible diaphragms between cars
- Opening doors

- Minimum Curve: 0-27
- Length: 52 1/2"
- Layout dimensions: 40" x 60"

TrainMaster Command Control equipped sets

With a TrainMaster Command Control equipped locomotive and a powerful CW-80 Transformer, these train sets are on the cutting edge of model railroad technology. The CW-80 Transformer allows you to change directions and activate the bell and whistle. The steam chuffing and diesel RPM sounds automatically vary with the speed of the locomotive.

To unlock all the advanced features of your TrainMaster Command Control equipped locomotive—including CrewTalk communication and TowerCom announcements—purchase the TrainMaster Command Set (6-12969). With the TrainMaster Command Control system, you get digital control with a simple one-wire connection. You are able to operate your entire layout using a CAB-1 Remote Controller, freeing you from your stationary controls.

RailSounds™

(6-30050) Pennsylvania Super Steam Freight Set \$449.99



(6-30051) Union Pacific Diesel Freight \$499.99



(6-30025) Chesapeake Super Freight \$474.99

TRAINmaster
C · O · M · M · A · N · D



Pennsylvania Super Steam Freight

Barreling down the track between Altoona and Enola, the speedy Pennsylvania Mikado hauls an impressive consist of freight cars in record time. The powerful 2-8-2 Mikado steam locomotive is equipped with the TrainMaster Command Control System, realistic RailSounds, and an operating smoke unit. Ready to run with a powerful CW-80 Transformer, a large loop of FasTrack, and detailed freight cars, this complete set is a perfect way to expand your steam era railroad empire.

SET INCLUDES:

- 2-8-2 Mikado steam locomotive and tender, boxcar, single dome tank car, hopper, caboose, three straight FasTrack sections, eight curved FasTrack sections, a FasTrack terminal section, CW-80 Transformer, smoke fluid

LOCOMOTIVE FEATURES:

- **TrainMaster Command Control** equipped – able to run in Command Control Mode or in Conventional Transformer Control Mode
- **RailSounds** sound system with CrewTalk communication, TowerCom announcements, and DynaChuff synchronized chuffing
- Operating headlight
- **ElectroCoupler** on rear of tender
- Powerful maintenance-free motor with momentum flywheel
- Traction tires
- Puffing smoke unit
- Die-cast metal locomotive body, frame, and trucks
- Die-cast metal tender body and trucks with a metal frame
- Engineer and fireman figures

ROLLING STOCK FEATURES:

- Die-cast metal sprung trucks and operating couplers (Caboose has die-cast metal trucks)
- Opening doors on boxcar
- Removable single-piece coal load in hopper
- Interior illumination in caboose

- Individually boxed
- Minimum Curve: 0-27
- Length: 59"
- Layout dimensions: 40" x 60"

Union Pacific Diesel Freight

The Union Pacific Diesel Freight is ready for work. Leading the way is a modern giant – the LionMaster SD90 diesel locomotive – complete with TrainMaster Command Control, the RailSounds sound system, and the Odyssey System for speed control. Thundering behind is an impressive consist featuring modern, detailed freight equipment used on real railroads today. A CW-80 Transformer provides all the power you need to speed across the expansive FasTrack layout included with this set.

SET INCLUDES:

- LionMaster SD90, 3-bay ACF hopper, flatcar with semi trucks, double door boxcar, cylindrical hopper, extended vision caboose, seven straight FasTrack track sections, twelve 0-48 curved FasTrack track sections, a FasTrack terminal section, CW-80 Transformer, smoke fluid

LOCOMOTIVE FEATURES:

- **TrainMaster Command Control** equipped – able to run in Command Control Mode or in Conventional Transformer Control Mode
- **RailSounds** sound system with CrewTalk communication and TowerCom announcements
- **Odyssey System** for speed control with ON/OFF switch
- Directional lighting, including operating headlight
- Front and rear **ElectroCouplers**
- Dual powerful maintenance-free motors with momentum flywheels
- Four traction tires
- Fan-driven smoke unit
- Die-cast metal trucks, pilots, fuel tank
- Metal frame
- Separately applied metal details
- Illuminated number boards
- Illuminated cab interior
- Engineer and fireman figures

ROLLING STOCK FEATURES:

- Die-cast metal sprung trucks and operating couplers (Caboose has die-cast metal trucks)
- Opening doors on boxcar
- Auto-frame load in boxcar
- Operating smoke unit in caboose
- Interior illumination in caboose

- Individually boxed
- Minimum Curve: 0-31
- Length: 74 1/8"
- Layout dimensions: 50" x 90"

Chesapeake Super Freight

Enroute from St. Louis to New York City, the impressive Chesapeake Super Freight charges down the C&O high iron. With realistic steam chuffing sounds and an operating smoke unit, the TrainMaster Command Control and RailSounds sound system equipped 2-8-4 Berkshire steam locomotive leads a string of detailed rolling stock. This complete set, including a large loop of FasTrack track and a powerful CW-80 Transformer, has the makings to launch your own railroad empire.

SET INCLUDES:

- 2-8-4 Berkshire steam locomotive and tender, boxcar, single dome tank car, hopper, caboose, three straight FasTrack sections, eight curved FasTrack sections, a FasTrack terminal section, CW-80 Transformer, smoke fluid

LOCOMOTIVE FEATURES:

- **TrainMaster Command Control** equipped – able to run in Command Control Mode or in Conventional Transformer Control Mode
- **RailSounds** sound system with CrewTalk communication, TowerCom announcements, and DynaChuff synchronized chuffing
- Operating headlight
- **ElectroCoupler** on rear of tender
- Powerful maintenance-free motor with momentum flywheel
- Traction tires
- Puffing smoke unit
- Die-cast metal locomotive body, frame, and trucks
- Die-cast metal tender body and trucks with a metal frame
- Engineer and fireman figures

ROLLING STOCK FEATURES:

- Die-cast metal sprung trucks and operating couplers (Caboose has die-cast metal trucks)
- Opening doors on boxcar
- Interior illumination in caboose

- Individually boxed
- Minimum Curve: 0-27
- Length: 59 1/4"
- Layout dimensions: 40" x 60"



Chesapeake & Ohio Empire Builder Ready-To-Run Train Set

Looking to get started with the very best? The newest Lionel Empire Builder set features everything you need to get started in top-of-the-line Lionel O Gauge model railroading. With the new LEGACY Command Set, a powerful ZW transformer, a huge O-72 FasTrack layout, and two switches, you have all the makings of a sophisticated layout.

SET INCLUDES:

- Berkshire locomotive, offset hopper, double-door boxcar with end doors, 8,000 gallon tank car, double sheathed wood boxcar, steam era caboose, ZW transformer, Lionel LEGACY Command Set, two O-72 switches, 22 O-72 curve FasTrack track sections, nine straight FasTrack track sections, one terminal track

RailSounds[®]
5.0



**MOST
ADVANCED 2007
READY-TO-RUN
TRAIN SET!**

**OPENING
BOTTOM
HATCHES ON
HOPPER**

LOCOMOTIVE FEATURES:

- **Lionel LEGACY Command Control** equipped—able to run in Command Control Mode or in Conventional Transformer Control Mode
- **LEGACY Speed Control** with ON/OFF switch
- **RailSounds 5.0** sound system with custom recorded effects
- **DynaChuff** synchronized chuffing that shifts through 15 levels of intensity as the locomotive gains speed
- **FatBoy** speakers for the ultimate in sound reproduction
- **High-torque Pittman®** motor with momentum flywheel
- **Wireless Tether** connection between locomotive and tender
- Directional lighting including operating headlight, back-up light on rear of tender, and front classification lights
- Die-cast metal locomotive body, frame, pilot, and trucks
- Scale front coupler with interchangeable O gauge coupler
- Traction tires
- Synchronized fan-driven smoke unit


- Separately applied metal details including whistle cord
- Accurate separately applied builder's plate
- Illuminated cab interior
- Variable ashpan glow
- Flickering firebox in cab
- Opening cab roof hatch
- Cab window glass
- Engineer and fireman figures
- Die-cast metal tender body and trucks
- Realistic, separately applied coal load
- Individual opening tender water hatches reveal easy-to-access RailSounds controls
- **ElectroCoupler** on rear of tender

ROLLING STOCK FEATURES:

- Hidden uncoupling tabs
- Die-cast metal sprung trucks (caboose has die-cast trucks) and operating couplers
- Offset hopper has die-cast metal body, opening hatches, and removable coal load
- Boxcars have opening side doors
- Double-door boxcar has opening end doors
- Die-cast metal caboose has interior illumination

Layout dimensions: Approx. 124" x 84"
Minimum Curve: O-54

(6-30066) \$2699.99



Huge O-72 layout with two remote switches



ZW and PowerHouse Power Supply Set



Lionel LEGACY Remote Controller



Lionel LEGACY Command Base

OPENING END DOORS ON 50' BOXCAR

ALL-NEW TOOLING ON DOUBLE SHEATHED BOXCAR

INTERIOR ILLUMINATION IN CABOOSE



CSX SD40-2 Husky Stack® Set

Long lines of intermodal well cars, double-stacked with an assortment of distinctive containers, are a common and striking sight on the modern rail lines. With over 22,000 miles of track connecting 23 states and two Canadian provinces, CSX operates one of the largest intermodal networks in the United States. Lionel embraces the intermodal age of railroad transportation with a consist of four All-Purpose Husky Stack cars pulled by a powerful CSX SD40-2 diesel locomotive. This locomotive comes equipped with the Lionel LEGACY Control System. Each scaled-sized, highly-detailed Husky Stack well car carries a load of two realistic intermodal containers.

SET INCLUDES:

- SD40-2 diesel locomotive, four Husky Stack well cars, eight intermodal containers

LOCOMOTIVE FEATURES:

- **Lionel LEGACY Control** System equipped—able to run in Command Control Mode or in Conventional Transformer Control Mode
- **RailSounds 5.0** sound system with intelligible CrewTalk dialogue, more TowerCom announcements, and eight diesel PRM levels
- **LEGACY Speed Control** with ON/OFF switch
- Directional lighting, including LED headlights
- Operating marker lights

- Front and rear operating couplers
- Dual powerful maintenance-free motors with momentum flywheels
- Traction tires
- Fan-driven smoke unit
- Die-cast metal trucks, fuel tank, and pilots
- Metal frame
- Front and rear **ElectroCouplers**
- Separately applied metal details
- Illuminated number boards
- Illuminated cab interior
- Engineer and fireman figures

ROLLING STOCK FEATURES:

- Die-cast metal sprung trucks
- Hidden uncoupling tabs and rotating bearing caps on trucks
- Die-cast metal Husky Stack body
- Each car includes a load of two intermodal containers featuring opening doors
- Unique road number on each well car and container
- Minimum Curve: 0-36
- Length: Approx. 82 1/2"



New York Central Hotbox Reefer Set

Featuring the Mikado steam locomotive with TrainMaster Command Control and the RailSounds sound system, this set is loaded with action and excitement. Racing along the New York Central mainline, the brakeman moves to the side of the caboose

platform, inspecting the train. Before long, a wheel bearing overheats, causing an irregular sound and a wisp of smoke. This scenario is the brakeman's worst nightmare—a "hot box"! Smoke, lights and screeching intensify until you, the engineer, initiate an emergency stop to let your crew "Cool that spindle." Crew dialog

keeps you on top of the situation with reports such as "Something's burning!" and "We've got a blazer!"

SET INCLUDES:

- 2-8-2 Mikado steam locomotive and tender, hot box reefer, animated caboose



(6-31750) New York Central Hotbox Reefer Set \$529.99

(6-31760) CSX SD40-2 Husky Stack® Set \$769.99



LOCOMOTIVE FEATURES:

- **TrainMaster Command Control** equipped—able to run in Command Control Mode or in Conventional Transformer Control Mode
- **RailSounds** sound system with CrewTalk communication TowerCom announcements and DynaChuff synchronized chuffing
- Operating headlight


- Electrocoupler on rear of tender
- Powerful maintenance-free motor with momentum flywheel
- Traction tires
- Puffing smoke unit
- Die-cast metal locomotive body, frame, and trucks
- Die-cast metal tender body and trucks with a metal frame
- Engineer and fireman figures

HOT BOX REEFER FEATURES:

- Flickering lights, smoke, screeching, and crew dialog of a “hot box” emergency
- ON/OFF switch
- Operates on both Command Control and conventional layouts
- Die-cast metal trucks and operating couplers
- Metal frame

ANIMATED CABOOSE FEATURES:

- Holding an illuminated lantern, the hand-painted brakeman figure moves smoothly back and forth on the platform
- Powerful maintenance-free motor
- Interior illumination
- Metal frame, ladders, toolboxes and smokestack
- Die-cast metal trucks and operating couplers
- Individually boxed
- Minimum Curve: 0-31
- Length: Approx. 37 1/4”



No. 246E O Gauge Passenger Set

Originally catalogued in 1933, the distinctive 246E outfit represents the second Prewar Celebration Series set proudly offered by Lionel. Led by a copper and brass trimmed 262E locomotive, this set features three classic passenger cars – #600, #601, and #602 – decorated in gray, red, and ivory. These handsome baggage, observation, and Pullman cars feature copper journals and brass details.

SET INCLUDES:

- #262E locomotive and 262T tender, #600 Pullman car, #601 observation car, and #602 baggage car

LOCOMOTIVE FEATURES:

- Transformer controlled forward, neutral, and reverse operation
- TrainSounds sound system with chuffing, crew announcements, brake squeal, steam whistle, and bell
- Powerful AC motor
- Operating headlight
- Metal locomotive body, frame, and trucks
- Metal tender body and trucks

PASSENGER CAR FEATURES:

- Die-cast metal trucks with operating hatch couplers
- Metal frames and bodies
- Illuminated interiors in the Pullman and observation cars
- Opening doors on baggage car

- Individually boxed
- Prewar Celebration Series packaging
- Minimum Curve: 0-27
- Length: Approx. 41"
- Gauge: O Gauge

(6-51010) \$629.99

LIONEL ELECTRIC TRAINS

PREWAR CELEBRATION SERIES



Concept model shown



LIONEL ELECTRIC TRAINS
STANDARD OF THE WORLD SINCE 1900
PREWAR CELEBRATION SERIES

NEW!

THE FLYING YANKEE

267W O Gauge Flying Yankee Outfit

A chrome-plated O Gauge replica of the Boston and Maine's fast Flying Yankee, issued originally by Lionel from 1935 to the early 1940's, makes its grand return! Built of steel and richly embellished by a wealth of accurate detail, the outfit includes a #616W power car, two #617 coaches, and a #618 observation car. Lionel offers the version first made available in 1938, a striking chrome outfit with gunmetal painting on the power car, observation car, and skirts. The coaches feature fluted sides and single doors.

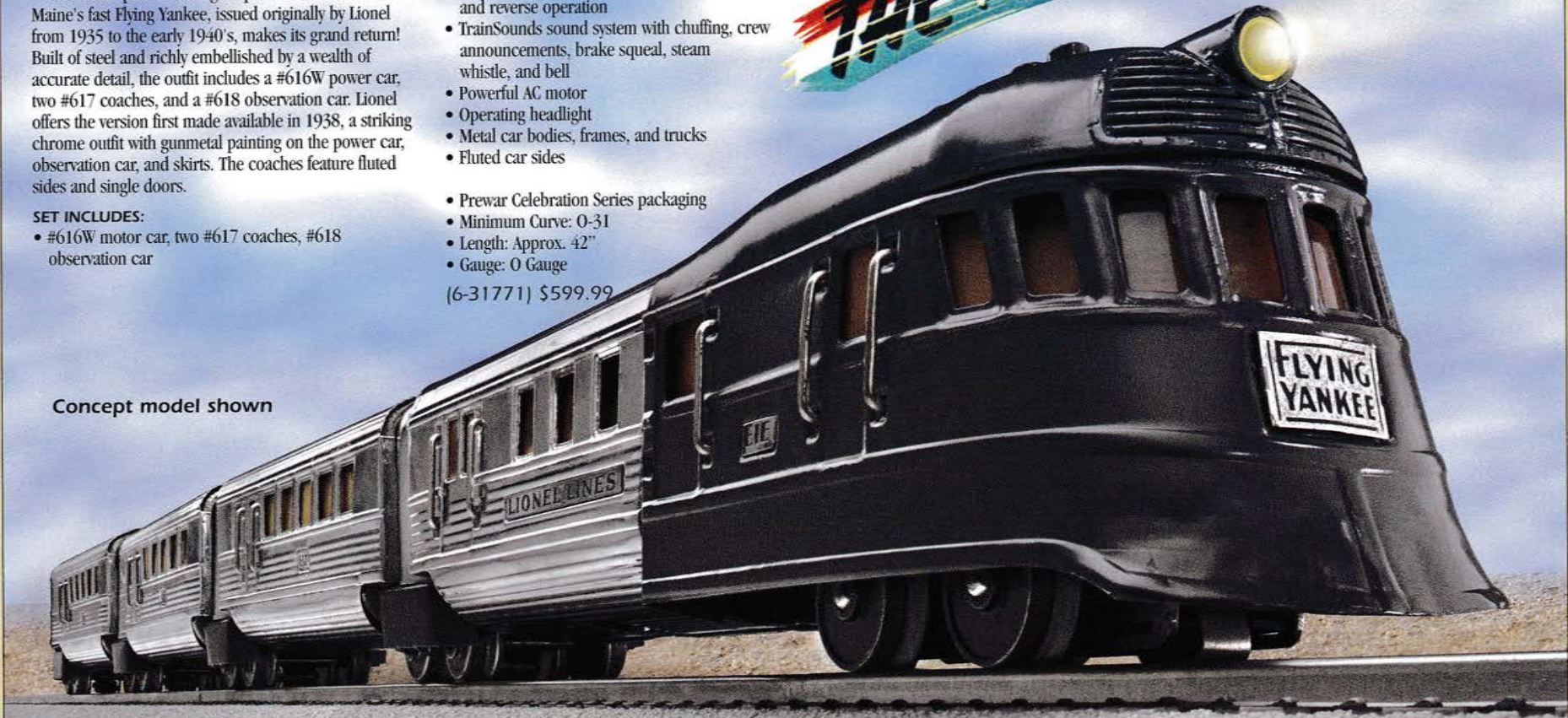
SET INCLUDES:

- #616W motor car, two #617 coaches, #618 observation car

FEATURES:

- Transformer controlled forward, neutral, and reverse operation
- TrainSounds sound system with chuffing, crew announcements, brake squeal, steam whistle, and bell
- Powerful AC motor
- Operating headlight
- Metal car bodies, frames, and trucks
- Fluted car sides
- Prewar Celebration Series packaging
- Minimum Curve: 0-31
- Length: Approx. 42"
- Gauge: O Gauge
- (6-31771) \$599.99

Concept model shown





#2545WS "N&W" Space-Freight

"Behind the bullet-nosed locomotive, a Magne-Traction masterpiece, comes a train complete with Rocket Age power and styling. The helicopter takes off at your remote control command. Fire the missile at the exploding target car and see the antenna rotate on the radar-scanning scope car. As up-to-date-as tomorrow's headlines!"

First released in 1959, the classic space-freight set is now updated with TrainMaster Command Control and the RailSounds 5.0 sound system.

SET INCLUDES:

- #746 steam locomotive and tender, #6175 flat car, #6470 exploding target car, #3419 operating helicopter launch car, #6650 missile launching car, #3540 radar car, #6517 bay window caboose

LOCOMOTIVE FEATURES:

- Based on original tooling
- **TrainMaster Command Control** equipped—able to run in Command Control Mode or in Conventional Transformer Control Mode
- Powerful **Pullmor** motor
- **Wireless Tether** connection between locomotive and tender
- Operating headlight

- Die-cast metal locomotive body, frame, and trucks
- **ElectroCoupler** on rear of tender
- **Magne-Traction** track gripping system
- Synchronized fan-driven smoke unit
- Separately applied metal details
- Glowing firebox in cab
- Engineer and fireman figures
- Die-cast metal tender body and six-wheel trucks

RAILSOUNDS 5.0 SOUND SYSTEM WITH CUSTOM RECORDED EFFECTS, INCLUDING:

- Multi-part **CrewTalk** dialog and **TowerCom** announcements to create realistic operating scenarios—from pulling out of the yard to initiating an emergency stop, in both conventional and Command Control environments
- Realistic operator-controlled effects, including the water injector, activated by the CAB-1 Remote Controller
- **DynaChuff** synchronized chuffing that shifts through 15 levels of intensity as the locomotive gains speed
- Simulate the locomotive running light or battling against a heavy load by manually adjusting the DynaChuff intensity with CAB-1 commands
- **MultiWhistle** effect simulates blows at different steam pressures, long and short attacks, and even extra quilling with each press of the whistle button

- Independently adjustable volume control—use the CAB-1 Remote Controller to lower the level of background effects such as chuffing, while keeping operator-controlled effects such as the whistle at full volume

ROLLING STOCK FEATURES:

- Die-cast metal trucks and operating couplers
- #6175 flat car includes rocket
- #6470 exploding boxcar
- #3419 helicopter car includes launching helicopter
- #6650 missile car includes launching missile
- #3540 radar car features rotating antenna and illuminated radar screen
- #6517 bay window caboose features interior lighting



(6-31754) #2545WS "N&W" Space-Freight \$1159.99



NEW!



(6-39457) #6175 Black Flatcar with Rocket \$54.99



See page 177

NEW!



(6-39458) #6844 Flatcar with Missiles \$54.99



See page 177

#2551W Great Northern Diesel Freight

Released in 1960, the #2551W remains one of the most sought after outfits for Lionel Postwar-era collectors. Like the original, a "powerhouse" Great Northern EP-5 rectifier diesel leads a six-car consist of accurately decorated reissues. Three freight car favorites—#6736 D&M Quad Hopper, #3512 Fireman and Ladder Car, and #6812 Track Maintenance Car—are available for the first time.

The EP-5 locomotive is updated with TrainMaster Command Control and the RailSounds 5.0 sound system.

SET INCLUDES:

- #2358 Great Northern EP-5, #6827 Harnischfeger power shovel car, #6828 Harnischfeger construction crane car, #6736 Detroit & Mackinac quad hopper, #6812 track maintenance car, #3512 fireman and ladder car, #6427 Lionel Lines porthole caboose

LOCOMOTIVE FEATURES:

- **TrainMaster Command Control** equipped—able to run in Command Control Mode or in Conventional Transformer Control Mode
- **RailSounds sound system** with CrewTalk communication and TowerCom announcements
- Directional lighting, including two operating headlights
- Front and rear **ElectroCouplers**

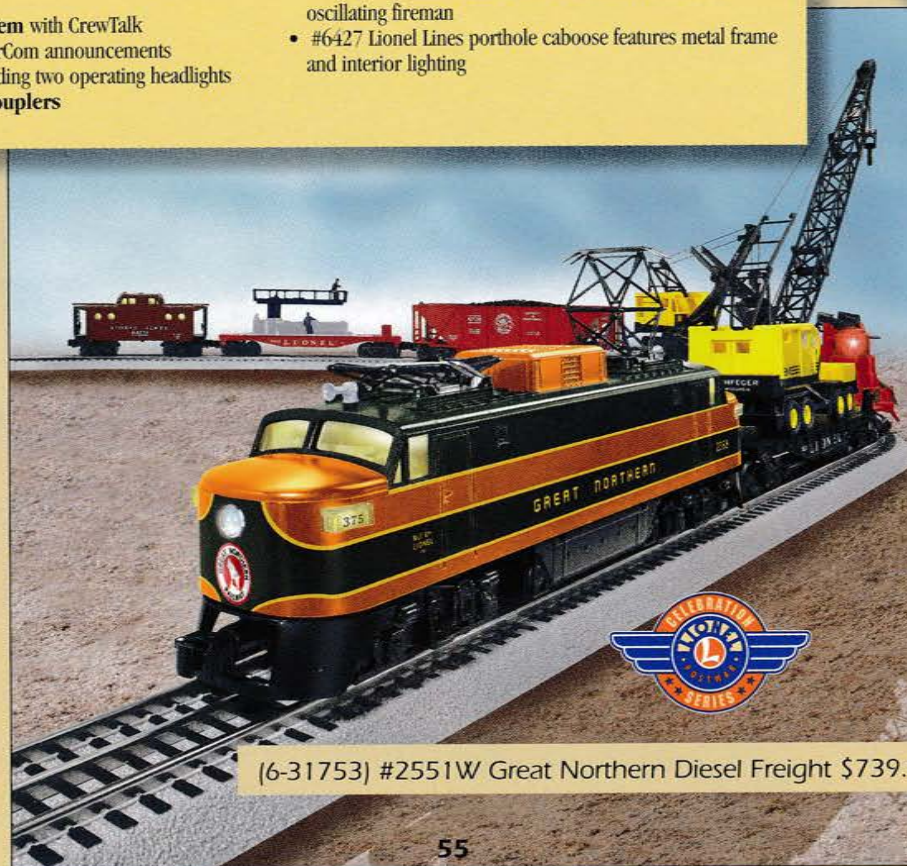
- Dual powerful Pullmor motors
- **Magne-Traction** track gripping system
- Traction tires
- Die-cast metal trucks
- Stamped metal frame
- Illuminated and detailed cab interior
- Lighted number boards
- Engineer and brakeman figures

ROLLING STOCK FEATURES:

- Die-cast metal trucks and operating couplers
- #6827 Harnischfeger power shovel car includes removable power shovel with manually operating boom and shovel
- #6828 Harnischfeger construction crane car includes removable crane with manually operating boom and winch
- #6736 quad hopper includes die-cast metal sprung trucks and removable coal load
- #6812 track maintenance car includes die-cast metal trucks and two figures
- #3512 fireman and ladder car includes die-cast metal trucks, two metal ladders, three vertical nozzles, and oscillating fireman
- #6427 Lionel Lines porthole caboose features metal frame and interior lighting



#175 Rocket Launcher available separately. See page 181



{6-31753} #2551W Great Northern Diesel Freight \$739.99

#2289WS Berkshire Freight Set

Celebrate the 50th anniversary of the first Lionel set "to make the run" on the super-realistic Super O track system! Originally released in 1957, this special set is highlighted by a #736 Berkshire equipped with a mighty Pullmor motor, an eight-wheel drive system, and the exclusive gripping power of Magne-Traction. This "14-wheel monarch of the rails" is updated to include the TrainMaster Command Control system and the RailSounds sounds system.

The "all-action" #2289WS Berkshire Freight Set is packed with classic cars carefully rendered to match the Postwar originals. It includes the first-time reissue of the #3359 twin dump car, the #3361 log car with original ratchet-type cam design, a #6430 flatcar with grey-version Cooper-Jarrett vans, the colorful #3494 State of Maine Operating boxcar, and a #6427 caboose. In celebration of the 50th anniversary of this set and Super O, each piece of rolling stock will also feature classic die-cast metal bar-end type trucks.

SET INCLUDES:

- #736 Berkshire locomotive and tender, #6430 flat car with Cooper-Jarrett vans, #3359 twin dump car, #3494-275 "State of Maine" boxcar, #3361 log car, #6427 Lionel Lines porthole caboose.



TENDER HAS SIX-WHEEL TRUCKS



(6-39463) #6430 flatcar with Trailers \$59.99

See page 177

2008



LOCOMOTIVE FEATURES:

- **TrainMaster Command Control** equipped – able to run in Command Control Mode or in Conventional Transformer Control Mode
- Powerful Pullmor motor
- **Wireless Tether** connection between locomotive and tender
- Operating headlight
- Die-cast metal locomotive body, frame, and trucks on locomotive
- **ElectroCoupler** on rear of tender
- **Magne-Traction** track gripping system
- Fan-driven smoke unit
- Die-cast metal tender body and six wheel trucks

RAILSOUNDS 5.0 SOUND SYSTEM WITH CUSTOM RECORDED EFFECTS, INCLUDING:

- Multi-part **CrewTalk** dialog and **TowerCom** announcements to create realistic operating scenarios—from pulling out of the yard to initiating an emergency stop, in both conventional and Command Control environments
- Realistic operator-controlled effects, including the water injector, activated by the CAB-1 Remote Controller
- **DynaChuff** synchronized chuffing that shifts through 15 levels of intensity as the locomotive gains speed
- Simulate the locomotive running light or battling against a heavy load by manually adjusting the DynaChuff intensity with CAB-1 commands
- **MultiWhistle** effect simulates blows at different steam pressures, long and short attacks, and even extra quilling with each press of the whistle button
- Independently adjustable volume control—use the CAB-1 Remote Controller to lower the level of background effects such as chuffing, while keeping operator-controlled effects such as the whistle at full volume

ROLLING STOCK FEATURES:

- Die-cast metal “bar-end” type trucks and operating couplers
- #6430 flatcar includes two removable vans
- #3359 twin dump car includes coal and dumping tray
- #3494-275 “State of Maine” boxcar
- #3361 log car includes wood logs
- #6427 caboose features interior lighting

- Individually boxed
- Postwar Celebration Series plaques and packaging
- Minimum Curve: 0-31

(6-31757) #2289WS Berkshire Freight Set \$749.99

Texas Special Set

Advertised as “The Glamour Train of the Southwest,” this streamlined consist, dressed in red and silver, became an American icon of the 1950s. The Texas Special ran from St. Louis to San Antonio, jointly operated by the Katy and the Frisco Railroads.

New for 2007, this train set features four 21” aluminum passenger cars, a powered E7 diesel locomotive, and a non-powered E7 diesel locomotive.

SET FEATURES:

- Powered E7 diesel locomotive, non-powered E7 diesel locomotive, combination car, coach, sleeper, observation car

LOCOMOTIVE FEATURES:

- Lionel LEGACY Control System equipped—able to run in Command Control Mode or in Conventional Transformer Control Mode
- LEGACY Speed Control with ON/OFF switch
- RailSounds 5.0 sound system with intelligible CrewTalk dialog and TowerCom announcements
- Directional lighting, including LED headlights
- ElectroCouplers on the front of each A-unit
- Dual powerful maintenance-free motors with momentum flywheels
- Traction tires
- Fan-driven smoke unit in both the powered and non-powered A-units
- Die-cast metal trucks, pilots, and fuel tanks
- Metal frames
- Separately applied metal details
- Separately applied metal handrails and screens
- Pivoting diaphragms on rear
- Opening doors
- Accurate builder’s plates
- Lighted number boards
- Illuminated cab interior
- Engineer and fireman figures

21” PASSENGER CAR FEATURES:

- Combination car, coach, sleeper, observation car
- Die-cast metal sprung trucks with rotating bearing caps and operating couplers with hidden uncoupling tab
- Diaphragms between cars
- Extruded aluminum bodies with flush fitting windows
- Metal frames
- Authentically detailed and painted interiors
- Passenger figures
- Interior lighting with ON/OFF control
- Individually boxed
- Minimum Curve: 0-54

(6-31755) Texas Special Set \$1279.99




(6-25496) StationSounds Diner \$299.99






INCLUDES
POWERED
AND NON-
POWERED E7



RailSounds[®]
5.0



21"
PASSENGER
CARS

ADD-ONS
AVAILABLE
SEE PG 161

Concept photos only for all passenger cars

(6-25512) Passenger Car 2-Pack \$299.99



A Lionel Celebration:
Special Products
at a Very Special Price

For far too long – and for reasons beyond our control – many of the engines in this insert have been off the market. Lionel is pleased to announce, however, that at long last we are able to make them available once again so that train fans everywhere can enjoy these iconic pieces.

What's more, to celebrate their return, we are offering them at a special price you won't want to miss. We hope you'll join us in welcoming these products back into our line.

All aboard,

Jerry Calabrese

Jerry Calabrese
President and CEO
Lionel Electric Trains



SPECIAL LOCOMOTIVES 2007



SPECIAL LOCOMOTIVES INSERT

4-6-4 HUDSON LOCOMOTIVES

Expand your growing railroad empire with the return of these value-priced locomotives packed with great features. Able to negotiate 0-27 curves, these durable die-cast engines are perfect additions to Lionel Traditional Freight Cars and Traditional Passenger Cars. Each Hudson features the TrainSounds sound system, puffing smoke, and operating headlight. A matching caboose is available for each livery.

FEATURES:

- Transformer controlled forward, neutral, and reverse operation
- **TrainSounds** sounds system
- Operating headlight
- Operating coupler on rear of tender
- Powerful maintenance-free motor with momentum flywheel
- Traction tires
- Puffing smoke unit
- Die-cast metal locomotive and tender bodies, metal frames and trucks
- Minimum Curve: 0-27
- Length: 18 3/4"

TrainSounds™

CABOOSES FEATURE:

- Operating couplers
- Interior illumination (except NYC)
- Minimum Curve: 0-27
- Length: 7 1/4"

(6-36613)
New York Central
Caboose
\$29.99

(6-36622)
Chesapeake & Ohio
Caboose
\$39.99

NEW!

(6-36623)
AT&SF Caboose
\$39.99

NEW!

(6-36624)
Lionel Lines Caboose
\$39.99

NEW!



(6-38634) New York Central 4-6-4 Hudson \$199.99



(6-38635) Chesapeake & Ohio 4-6-4 Hudson \$199.99



(6-38636) AT&SF 4-6-4 Hudson \$199.99



(6-38637) Lionel Lines 4-6-4 Hudson \$199.99



SPECIAL LOCOMOTIVES INSERT

4-6-2 PACIFIC AND K4 LOCOMOTIVES

Until the arrival of the diesel, the 4-6-2 Pacific was the predominant passenger locomotive in the U.S. and Canada. Also used occasionally for freight service, they made up nearly 10% of the total steam locomotives built. K4 steamers, the premier passenger locomotives of the Pennsylvania Railroad, kept pace with the larger locomotives of the competition for almost four decades.

Perfect for medium to large layouts, these affordable 4-6-2 locomotives are a great addition to any collection. Each engine is equipped with the realistic RailSounds sounds system, and can be upgraded to include the TrainMaster Command Control system.

4-6-2 PACIFIC AND K4 LOCOMOTIVES FEATURE:

- Transformer controlled forward, neutral, and reverse operation
- TrainMaster Command Control upgradeable
- **RailSounds** sounds system with CrewTalk communication and TowerCom announcements
- Die-cast metal locomotive body, frame, and trucks
- Die-cast metal tender body and trucks with metal frame
- Operating coupler on rear of tender
- Directional lighting, including operating headlight and back-up light on tender (on Pacifics only)
- Puffing smoke unit
- Firebox glow
- Traction tires
- Minimum Curve: 0-31
- Length: 20"

CABOOSES FEATURE:

- Die-cast metal trucks and operating couplers
- Interior illumination
- Metal frame on Southern, B&M, and Pennsylvania
- Metal ladders, toolboxes, and smokestack on Southern
- Minimum Curve: 0-27
- Length: Cupola cabooses: 7 1/4"
Porthole cabooses: 7 3/4"
Work caboose: 8 3/4"

(6-36590)
Union Pacific Caboose
\$44.99

NEW!

(6-36626)
Erie Caboose
\$44.99

NEW!

(6-36591)
Southern Caboose
\$47.99

NEW!

(6-36625)
Boston & Maine Caboose
\$49.99

NEW!

(6-29732)
Pennsylvania Caboose
\$49.99


PACIFIC
2000 PRICE: \$399.95
2007 PRICE: \$299.99!

PRR K4
1999 PRICE: \$399.95
2007 PRICE: \$329.99!






(6-38638) Union Pacific 4-6-2 Pacific \$299.99



NEW!




(6-38639) Erie 4-6-2 Pacific \$299.99



NEW!




(6-38640) Southern 4-6-2 Pacific \$299.99



NEW!



(6-38641) Boston & Maine 4-6-2 Pacific \$299.99



NEW!



(6-38642) Pennsylvania K4 \$329.99



NEW!

SPECIAL LOCOMOTIVES INSERT

2-8-0 CONSOLIDATION LOCOMOTIVES

Through the first decade of the Twentieth Century, the 2-8-0 Consolidation was the standard wheel arrangement for most mainline freight steam locomotives. Soon after, the Consolidation was relegated to switching and branch line use where they enjoyed a long career, with some lasting well into the final days of steam in the 1950's.

The die-cast Lionel Consolidation is based on a 2-8-0 type developed by the Associated Railroads in 1902. Accurately detailed and featuring many separately applied details, these scale-sized Standard O engines are made to accompany Lionel Standard O Rolling Stock, but they are also well-suited for Traditional Rolling Stock.

FEATURES:

- TrainMaster Command Control upgradeable
- **RailSounds** sounds system with CrewTalk communication and TowerCom announcements
- Die-cast metal locomotive body, frame, and trucks
- Die-cast metal tender body and trucks with metal frame
- Separately applied metal details
- Operating headlight
- Puffing smoke unit
- Tender marker lights
- Operating coupler on rear of tender
- Firebox glow
- Engineer and fireman figures
- Traction tires
- Minimum Curve: 0-31
- Length: 20"

CABOOSES FEATURE:

- Die-cast metal trucks and operating couplers
- Hidden uncoupling tabs
- Separately applied metal body and underframe details
- Smoke unit with ON/OFF control
- Interior illumination
- Train crew figures
- Detailed and painted interior
- Opening doors
- Minimum Curve: 0-31
- Length: 8 1/2" (RDG, WM)
10 1/2" (NYC)
9 1/2" (B&O)

2001 PRICE: \$649.95
2007 PRICE: \$449.98!



(6-17682)
Reading Northeastern Caboose \$84.99

NEW!



(6-27615)
New York Central Bay Window Caboose \$89.99

NEW!



(6-27608)
Western Maryland Northeastern Caboose \$84.99


NEW!



(6-27609)
Baltimore & Ohio I-12 Caboose \$89.99

(6-11132) Reading \$449.99

NEW!



(6-11133) New York Central \$449.99

NEW!



(6-11134) Western Maryland \$449.99

NEW!



(6-11135) Baltimore & Ohio \$449.99

NEW!



SPECIAL LOCOMOTIVES INSERT

2-8-2 MIKADO LOCOMOTIVES

First used on Japanese railways in the early 1900's, the Mikado steam locomotive became one of the principal freight locomotives of North America. It has been estimated that the Mikado (meaning "Emperor" in Japanese) represented one out of every five locomotives used in early postwar service. The excellent starting tractive effort of these 2-8-2 steam locomotives made them great fast-speed haulers of heavy freight, securing them a place of importance on American railways. Their handsome, well-balanced design and unique history have intrigued locomotive fans to the present.

Equipped with TMCC, RailSounds, and many separately applied metal details, these scale-sized engines are available in four liveries and offered at a great price. A caboose for each Mikado is also available.

FEATURES:

- **TrainMaster Command Control** equipped — able to run in Command Control Mode or in Conventional Transformer Control Mode
- **Odyssey System** for speed control with ON/OFF switch
- **RailSounds** sounds system with CrewTalk communication and TowerCom announcements
- Die-cast metal locomotive body, frame, and trucks
- Die-cast metal tender body and trucks with metal frame
- Separately applied metal details
- Directional lighting, including operating headlight and backup light
- Puffing smoke unit
- **Wireless Tether** connection between locomotive and tender
- ElectroCoupler on rear of tender
- Traction tires
- Firebox glow
- Engineer and fireman figures
- Minimum Curve: 0-42
- Length: 20 3/4"

CABOOSES FEATURE:

- Die-cast metal trucks and operating couplers
- Hidden uncoupling tabs
- Separately applied metal body and underframe details
- Smoke unit with ON/OFF control
- Interior illumination
- Train crew figures
- Detailed and painted interior
- Opening doors
- Minimum Curve: 0-31
- Length: 10 1/2", except U.P. (10")

1999 PRICE: \$1,249.95
2007 PRICE: \$799.99!

NEW!



(6-27612)

Western Pacific Bay Window Caboose \$89.99

NEW!



(6-27604)

Union Pacific Ca-4 Caboose \$89.99

NEW!



(6-36623)

Santa Fe Caboose \$39.99



(6-27601)

Milwaukee Extended Vision Caboose \$89.99

NEW!

(6-11136) Western Pacific \$799.99



NEW!

(6-11137) Union Pacific \$799.99



NEW!

(6-11138) AT&SF \$799.99



NEW!

(6-11139) Milwaukee \$799.99



SPECIAL LOCOMOTIVES INSERT

By utilizing an ingenious system of gears and vertical pistons, the Shay became the first locomotive able to penetrate thick forests on rough and hilly terrain, where low speed and high stability were essential. In West Virginia, for instance, logging companies and railroads such as Birch Valley and Cass relied on Shays to conquer wild forests set deep in the Alleghenies. Two new Shays by Lionel accurately depict the many unique details of the Lima-built locomotive, including their signature pistons and gearing. Complete your lumber fleet with matching scale-sized skeleton log cars, available in 3-packs for each road name.

SHAY LOCOMOTIVES

FEATURES:

- **TrainMaster Command Control** equipped—able to run in Command Control Mode or in Conventional Transformer Control Mode
- **RailSounds** sounds system with CrewTalk communication and TowerCom announcements
- **DynaChuff** synchronized chuffing
- Die-cast metal locomotive body, frame, and trucks
- Die-cast metal tender body and trucks with metal frame
- Separately applied metal details
- Smoke unit with ON/OFF control
- **ElectroCouplers** on front and rear
- Directional lighting, including operating headlight and backup light
- Traction tires
- Firebox glow
- Engineer and fireman figures
- Minimum Curve: 0-54
- Length: 15 1/2"

2000 PRICE: \$1,199.95
2007 PRICE: \$799.99!

SKELETON LOG CAR 3-PACKS FEATURE:

- Die-cast metal bodies
- Authentically detailed brake rigging and air cylinder
- Removable realistic simulated wood log attached to each car with two metal chains
- Unique road number on each car
- Minimum Curve: 0-27
- Length: Single car: 9"
3-pack: 27"

(6-27586) Cass Scenic Railroad Skeleton Log Car 3-Pack \$169.99



Concept logs shown

NEW!

(6-11140) Cass Scenic Railroad \$799.99



NEW!

(6-11141) Birch Valley Lumber Co. \$799.99



NEW!

(6-27587) Birch Valley Lumber Co. Skeleton Log Car 3-Pack \$169.99

NEW!



SPECIAL LOCOMOTIVES INSERT

Traditional Steam Locomotives

Lionel Traditional Steam Locomotives are perfectly sized to pull **Lionel Traditional Freight Cars**. Almost all Traditional locomotives can run on track with a Minimum Curve as tight as O-27, and are great additions to any to any traditionally-sized Lionel train set. Affordable and durable, these steam engines feature realistic smoke and operating whistles, headlights, and couplers.

O-6-0 Dockside Switchers

Built of tough die-cast metal, these mighty switchers offer plenty of action at an affordable price.

FEATURES:

- Transformer controlled forward, neutral, and reverse operation
- Electronic steam whistle
- Directional lighting with operating headlight and back-up light
- Die-cast metal locomotive body and frame
- Powerful maintenance-free motor with momentum flywheel
- Front and rear operating couplers
- Traction tires
- Puffing smoke unit
- Engineer and fireman figures
- Minimum Curve: O-27
- Length: 8 1/2"



See page 118

(6-38600) Union Pacific \$109.99



(6-28674) Chesapeake & Ohio \$109.99



(6-28676) U.S. Steel \$109.99



(6-28675) Southern Pacific \$109.99



See page 118

(6-38601) Lionel Lines \$109.99



See page 118

TRADITIONAL STEAM LOCOMOTIVES

0-4-0 Steam Locomotives

These die-cast metal switchers are ready for action on any layout. Push or pull rolling stock with dual operating couplers. Each locomotive also includes realistic steam whistle.


FEATURES:

- Transformer controlled forward, neutral, and reverse operation
- Electronic steam whistle
- Powerful, maintenance-free motor
- Die-cast metal locomotive body and frame
- Traction tires
- Puffing smoke unit
- Die-cast metal tender trucks
- Die-cast metal tender frame
- Operating headlight
- Front and rear operating couplers
- Minimum Curve: 0-27
- Length: 15"



(6-36589) PRR
Work Caboose
\$39.99

See page 118



(6-38587) Southern
Pacific Caboose
\$39.99

See page 118

(6-38605) Pennsylvania 0-4-0 \$169.99



(6-38606) Southern Pacific 0-4-0 \$169.99



Great Northern 4-4-2 Steam Locomotive

Every railroad needs a strong stable of iron horses. Built of tough die-cast metal, the classic 4-4-2 is now available in Great Northern livery.

FEATURES:

- Transformer controlled forward, neutral, and reverse operation
- Realistic air whistle in tender
- Powerful, maintenance-free motor
- Operating headlight
- Die-cast metal locomotive body and frame
- Operating coupler on rear of tender
- Traction tires
- Puffing smoke unit
- Die-cast metal tender trucks
- Metal tender frame
- Minimum Curve: 0-27
- Length: 18 1/4"

(6-38627) Great Northern 4-4-2 \$109.99



NEW!

Southern 2-8-4 Berkshire

Hailed as "Superpower" by the railroading world, Berkshires once hauled fast freight and Limiteds along the high iron. Built of tough die-cast metal, this locomotive and tender can negotiate the tight curves of virtually any O gauge layout. The Berkshire offers the added realism of the RailSounds sound system.

FEATURES:

- **RailSounds** sound system with steam sounds, synchronized chuffing, crew announcement, brake squeal, steam whistle, and bell
- Operating whistles, headlights and couplers
- Realistic smoke
- Perfect additions to Lionel train sets
- Perfectly matched to Lionel Traditional Rolling Stock
- Transformer controlled forward, neutral, and reverse operation
- Operating headlight
- Operating coupler on rear of tender
- Powerful maintenance-free motor with momentum flywheel
- Traction tires
- Puffing smoke unit
- Die-cast metal locomotive body, frame, and trucks
- Die-cast metal tender body and trucks with a metal frame
- Engineer and fireman figures
- Minimum Curve: 0-27
- Length: 19"



(6-38607) Southern Berkshire \$259.99



(6-36591) Southern Caboose \$47.99

See page 119

NEW!

Nickel Plate Road 2-8-4 Berkshire with TMCC

Take your ready-to-run train set or conventionally controlled layout to the next level with this affordable TMCC-equipped Berkshire locomotive. With a TMCC Command Base and CAB-1 Remote Controller (sold separately), all it takes is a one-wire connection to get started with the TrainMaster Command Control system. Fire the rear coupler, trigger announcements, and even blow the whistle with the freedom of walk-a-round remote control.

FEATURES:

- **TrainMaster Command Control** equipped—able to run in Command Control Mode or in Conventional Control Mode
- **RailSounds** sound system with CrewTalk communication, TowerCom announcements, and **DynaChuff** synchronized chuffing
- Operating headlight
- **ElectroCoupler** on rear of tender
- Powerful maintenance-free motor with momentum flywheel
- Traction tires
- Puffing smoke unit
- Die-cast metal locomotive body, frame, and trucks
- Die-cast metal tender body and trucks with a metal frame
- Engineer and fireman figures
- Minimum Curve: 0-27
- Length: 19"



(6-38610) Nickel Plate Road Berkshire with TMCC \$369.99

2-8-2 Mikado Steam Locomotives

First used on the Nippon Railway in Japan in 1897, the 2-8-2 class steam locomotive was nicknamed Mikado, meaning "emperor" in Japanese. Gaining popularity in the United States before WWI, numerous 2-8-2 locomotives thundered across American high iron. These powerful Mikado steam locomotives are ready for duty on your railroad, with the added fun of the RailSounds sound system. The Pennsylvania and New York Central Mikado liveries are TMCC-equipped. The Lionel Lines Mikado operates with any standard transformer.

2-8-2 Mikado Steam Locomotives with TMCC

Take your ready-to-run train set or conventionally controlled layout to the next stage with these reasonably priced TMCC-equipped Mikado locomotives. With a TMCC Command Base and CAB-1 Remote Controller (sold separately), a simple one-wire connection will get you started with the TrainMaster Command Control system. Fire the rear coupler, trigger announcements, and even blow the whistle with the freedom of walk-a-round remote control.

FEATURES:

- **TrainMaster Command Control** equipped—able to run in Command Control Mode or in Conventional Control Mode
- **RailSounds** sound system with CrewTalk communication, TowerCom announcements, and **DynaChuff** synchronized chuffing
- Operating headlight
- **ElectroCoupler** on rear of tender
- Powerful maintenance-free motor with momentum flywheel
- Traction tires
- Puffing smoke unit
- Die-cast metal locomotive body, frame, and trucks
- Die-cast metal tender body and trucks with a metal frame
- Engineer and fireman figures
- Minimum Curve: 0-27
- Length: 19"

(6-11100) Pennsylvania Mikado with TMCC \$369.99




(6-38609) New York Central Mikado with TMCC \$369.99




RailSounds®





See page 118



See page 119



Lionel Lines 2-8-2 Mikado Steam Locomotives

FEATURES:

- Transformer controlled forward, neutral, and reverse operation
- Conventional RailSounds sound system with synchronized chuffing, crew announcement, brake squeal, steam whistle, and bell
- Powerful maintenance-free motor with momentum flywheel
- Operating headlight
- Die-cast metal locomotive body, frame, and trucks
- Operating coupler on rear of tender
- Traction tires
- Puffing smoke unit
- Engineer and fireman figures
- Die-cast metal tender body and trucks
- Minimum Curve: 0-27
- Length: 19"

(6-38608) Lionel Lines Mikado \$259.99





LionMaster Southern Pacific AC-12 Cab Forward


The popular Lionel AC-12 Cab Forward joins the LionMaster roster! Along with TMCC and the Odyssey System for speed control, this Lionel model features the unsurpassed RailSounds 5.0 sound system, including the unique air horn. The Cab Forward is designed for maximum performance on curves as tight as O-31.

FEATURES:

- **TrainMaster Command Control** equipped—able to run in Command Control Mode or in Conventional Transformer Control Mode
- **RailSounds 5.0** sound system with CrewTalk communication, TowerCom announcement, and DynaChuff synchronized chuffing
- **Odyssey System** for speed control
- **FatBoy** speaker for the ultimate in sound reproduction
- **Wireless Tether** connection between locomotive and tender
- Directional lighting, including operating headlight, classification lights, and operating back-up light on tender
- **ElectroCoupler** on rear of tender
- Dual powerful maintenance-free motors with momentum flywheels
- Traction tires
- Puffing, fan-driven smoke unit
- Die-cast metal locomotive body, pilot, and trucks
- Die-cast metal tender body and trucks
- Separately applied metal details
- Accurate, separately-applied builder's plates
- Authentically detailed cab interior
- Glass in cab windows
- Engineer and fireman figures
- Minimum Curve: O-31
- Length: Approx. 27"

RailSounds[®]
5.0

LIONMASTER



Directional lighting, including tender back-up light



(6-11107) LionMaster Cab Forward \$849.99



STANDARD O STEAM LOCOMOTIVES

Southern 0-8-0 Steam Locomotive

The USRA 0-8-0 performed switching duties and hauled short branch line trains on rails in every part of the country. With an O-31 minimum curve, the Lionel 0-8-0 provides an affordable way to bring a scale-sized, super-detailed, steam locomotive to virtually any O gauge layout.

FEATURES:

- Transformer controlled forward, neutral, and reverse operation
- TrainSounds sound system
- Powerful maintenance-free motor with momentum flywheel
- Lighting including operating headlight and back-up light on rear of tender
- Die-cast metal locomotive body, frame, trucks,

- and pilot
- Front and rear operating couplers
- Traction tires
- Puffing fan-driven smoke unit
- Opening roof hatches
- Realistic, separately applied coal load
- Separately applied metal details
- Accurate separately applied builder's plates
- Illuminated cab interior, including painted valve handles
- Glowing firebox in cab
- Cab window glass
- Engineer and fireman figures
- Die-cast metal tender body and trucks
- Minimum Curve: O-31
- Length: 18 1/4"



(6-11119) Southern 0-8-0 Steam Locomotive \$419.99

AT&SF 4-4-2 Atlantic Steam Locomotive

Classic steam passenger service sprints down the mainline! This graceful 4-4-2 steam locomotive once pulled signature varnish at speeds of over 100 miles per hour.

Dressed in the Santa Fe livery, the Atlantic is equipped with the LEGACY Control System and RailSounds 5.0 sound system. Heavyweight passenger cars are available separately.

FEATURES:

- Synchronized smoke unit with adjustable smoke output
- **Lionel LEGACY Control System** equipped—able to run in Command Control Mode or in Conventional Transformer Control Mode
- **LEGACY Speed Control** with ON/OFF switch
- **RailSounds 5.0** sound system with custom recorded effects including:
 - Multi-part CrewTalk dialog and TowerCom announcements to create realistic operating scenarios from pulling out of the yard to initiating an emergency stop
- Realistic operator-controlled effects, including the water injector
- Prototypical four chuffs per revolution
- DynaChuff synchronized chuffing that shifts through 15 levels of intensity as the locomotive gains speed
- Simulate the locomotive running light or battling against a heavy load by manually adjusting the DynaChuff intensity

- Realistic, separately applied coal load
- MultiWhistle effect simulates blows at different steam pressures, long and short attacks, and even extra quilling with each press of the whistle button
- Independently adjustable volume control—use the Remote Controller to lower the level of background effects such as chuffing while keeping operator-controlled effects such as the whistle at full volume
- Many operator-controlled effects, including CrewTalk dialog and TowerCom announcements are accessible using only a conventional transformer
- FatBoy speaker for the ultimate in sound reproduction
- Powerful, maintenance-free motor with momentum flywheel
- **Wireless Tether** connection between locomotive and tender
- Operating headlight and classification lights
- Die-cast metal locomotive body, frame and trucks
- **ElectroCoupler** on rear of tender
- Traction tires
- Glowing firebox in cab
- Cab window glass
- Engineer and fireman figures
- Die-cast metal tender body and trucks
- Opening tender water hatch reveals easy-to-access RailSounds controls
- Minimum Curve: O-31
- Length: 18"



(6-11117) AT&SF 4-4-2 Atlantic Steam Locomotive \$599.99

**NEW
SEPARATELY
APPLIED
COAL!**





Joshua Lionel Cowen Series Chesapeake & Ohio 2-6-6-6 Allegheny

In the 1940s, the Chesapeake & Ohio Railway turned to the Lima Locomotive Works to produce a new powerhouse that would replace their aging H-7 class 2-8-8-2 coal haulers. Named in honor of the mountain range where it worked, this new locomotive took Lima's Superpower steam concept to a whole new level. Dubbed the Allegheny, it produced 7,500 horsepower at 40 m.p.h. and 110,200 lbs. of tractive force. The C&O designated the new steamers as class H-8, taking delivery of the first unit in 1941. The massive 2-6-6-6's could haul 10,000 ton trains from the coal fields of West Virginia to eastern ports. Despite their impressive performance, the switch to diesel power found the massive locomotives being retired as early as 1952. Although its career was brief, the sheer size and power of the Allegheny ensures its place on the roster of the greatest steam locomotives of all time.

This top-of-the-line O gauge locomotive accurately portrays C&O #1650, one of the last group built in 1948. Virtually every detail part and piece of piping is separately applied. Prototypical distinctions include cab window configurations, ladder arrangement, and unique overfire jets.

Some of the latest Lionel innovations are found in this TMCC-equipped articulated steamer, including the unsurpassed RailSounds 5.0 sound system. Listen to the ultra-realistic four chuffs per driver revolution as the locomotive battles down the mainline. As speed increases, the cadence of the chuff rate changes, just like the real thing.

FEATURES:

- **TrainMaster Command Control** equipped—able to run in Command Control Mode or in Conventional Transformer Control Mode
- **Odyssey System** for speed control with ON/OFF switch
- **RailSounds 5.0** sound system with custom recorded effects, including:
 - Multi-part **CrewTalk** dialog and **TowerCom** announcements to create realistic operating scenarios, from pulling out of the yard to initiating an emergency stop, in both conventional and command control environments

- Realistic operator-controlled effects, including the water injector, activated by the CAB-1 Remote Controller
- Prototypical four chuffs per revolution
- **DynaChuff** synchronized chuffing that shifts through 15 levels of intensity as the locomotive gains speed
- Simulate the locomotive running light or battling against a heavy load by manually adjusting the DynaChuff intensity with CAB-1 commands
- **MultiWhistle** effect simulates blows at different steam pressures, long and short attacks, and even extra quilling with each press of the whistle button
- Independently adjustable volume control—use the CAB-1 Remote Controller to lower the level of background effects such as chuffing, while keeping operator-controlled effects such as the whistle at full volume
- Dual **FatBoy** speakers for the ultimate in sound reproduction
- High-torque **Pittman**® motor with momentum flywheel


- **Wireless Tether** connection between locomotive and tender
- Directional lighting, including operating headlight and back-up light
- Illuminated classification and marker lights
- Illuminated number boards
- Die-cast metal locomotive body, frame, and trucks
- Scale front coupler with interchangeable O gauge coupler for double-heading
- **ElectroCoupler** on rear of tender
- Traction tires
- Synchronized fan-driven smoke unit
- Separately applied metal details
- Accurate separately applied builder's plates
- Opening cab roof hatch
- Illuminated cab interior with painted gauges, valves, and walls

- Variable ashpan glow
- Flickering firebox in cab
- Cab window glass
- Engineer and fireman figures
- Die-cast metal tender body and trucks
- Individually opening tender water hatches reveal easy-to-access RailSounds controls
- Minimum Curve: 0-72
- Length: 32"

RailSounds[®]
5.0

(6-38081) Chesapeake & Ohio
2-6-6-6 Allegheny \$1699.99

**4 CHUFFS
PER
REVOLUTION!**






Chesapeake & Ohio F-19 4-6-2 Pacific Locomotives

In the 1930s, the Chesapeake & Ohio Railway developed the first Class F-19 4-6-2 steam locomotives to pull its heavyweight passenger trains. These powerful locomotives set a new standard of excellence. Today railfans can relive those glory days of steam passenger travel with the F-19 4-6-2 Pacific steam locomotives #490 and #494 offered by Lionel. Locomotive #490, The Sportsman, is decorated with a colonial eagle on its feedwater heater. Locomotive #494, The George Washington, has a cameo of the first president of the United States on its feedwater heater, and a sign board on the tender emblazoned with "The George Washington". Both engines can pull a long consist of heavyweight passenger cars, which are available separately.

FEATURES:

- Separately applied details include whistle cord
- Realistic separately applied coal load
- Synchronized smoke unit with adjustable smoke output
- **TrainMaster Command Control** equipped—able to run in Command Control Mode or in Conventional Transformer Control Mode
- **Odyssey System** for speed control with ON/OFF switch
- **RailSounds 5.0** sound system with custom recorded effects including:
- Multi-part **CrewTalk** dialog and **TowerCom** announcements to create realistic operating scenarios – from pulling out of the yard to initiating an emergency stop
- Realistic operator-controlled effects, including the water injector, activated by the CAB-1 Remote Controller
- Prototypical four chuffs per revolution
- **DynaChuff** synchronized chuffing that shifts through 15 levels of intensity as the locomotive gains speed
- Simulate the locomotive running light or battling against a heavy load by manually adjusting the DynaChuff intensity with CAB-1 commands
- **MultiWhistle** effect simulates blows at different steam pressures, long and short attacks, and even extra quilling with each press of the whistle button
- Independently adjustable volume control—use the CAB-1 Remote Controller to lower the level of background effects such as chuffing while keeping operator-controlled effects such as the whistle at full volume
- Many operator-controlled effects including CrewTalk dialog and TowerCom announcements are accessible using only a conventional transformer
- **FatBoy speaker** for the ultimate in sound reproduction
- High-torque Pittman® motor with momentum flywheel
- **Wireless Tether** connection between locomotive and tender
- Operating headlight and classification lights
- Die-cast metal locomotive body, frame, and trucks
- Scale front coupler with interchangeable O gauge coupler for double-heading
- **ElectroCoupler** on rear of tender
- Traction tires
- Separately applied metal details
- Accurate separately applied builder's plates
- Opening cab roof hatches
- Illuminated cab interior with painted valve handles
- Variable ashpan glow
- Flickering firebox in cab
- Cab window glass
- Engineer and fireman figures
- Die-cast metal tender body and trucks
- Opening tender water hatch reveals easy-to-access RailSounds controls
- Directional back-up light on tender
- Minimum Curve: 0-54
- Length: Approx. 23 1/2"





See page 156 for The George Washington heavyweight passenger cars.



(6-11128) Chesapeake & Ohio F-19 4-6-2 Pacific #490 \$1,159.99



(6-11108) Chesapeake & Ohio F-19 4-6-2 Pacific #494 The George Washington \$1,159.99





Southern Pacific GS-4 Steam Locomotive

Introduced in 1937, the Southern Pacific's Daylight route became one of the most heavily traveled in the country. Cars and locomotives received a brilliant livery of orange, red and silver. Constructed in 1941, the GS-4 class joined the roster for duty with these famous consists.

New for 2007, the GS-4 features an all-weather cab, a prototypical boiler front, and the Lionel LEGACY Control System. Matching heavyweight passenger cars are available separately.




Opening cab hatches



Opening tender water hatches reveal RailSounds controls



The GS-4 features a distinctive 235-R oil tender



(6-11127) Southern Pacific GS-4 \$1199.99



RailSounds

5.0

(6-25508) Southern Pacific Daylight Heavyweight StationSounds Diner \$294.99



(6-25507) Southern Pacific Daylight Heavyweight 2-Pack \$264.99



(6-25506) Southern Pacific Daylight Heavyweight 4-Pack \$494.99



Passenger cars, see page 160



FEATURES:

- Synchronized smoke unit with adjustable smoke output
- **Lionel LEGACY Control System** equipped—able to run in Command Control Mode or in Conventional Transformer Control Mode
- **LEGACY Speed Control** with ON/OFF switch
- **RailSounds 5.0** sound system with custom recorded effects including:
 - Multi-part **CrewTalk dialog** and **TowerCom** announcements to create realistic operating scenarios from pulling out of the yard to initiating an emergency stop
- Realistic operator-controlled effects, including the water injector
- Prototypical four chuffs per revolution
- **DynaChuff** synchronized chuffing that shifts through 15 levels of intensity as the locomotive gains speed
- MultiWhistle effect simulates blows at different steam pressures, long and short attacks, and even extra quilling with each press of the whistle button
- Independently adjustable volume control—use the Remote Controller to lower the level of background effects such as chuffing while keeping operator-controlled effects such as the whistle at full volume
- Many operator-controlled effects, including CrewTalk dialog and TowerCom announcements, are accessible using only a conventional transformer
- Dual **FatBoy** speakers for the ultimate in sound reproduction
- High-torque **Pittman**® motor with momentum flywheel
- **Wireless Tether** connection between locomotive and tender
- Operating headlight and classification lights
- Die-cast metal locomotive body, frame, and trucks
- Scale front coupler with interchangeable O gauge coupler for double-heading
- **ElectroCoupler** on rear of tender
- Traction tires
- Separately applied metal details
- Accurate separately applied builder's plates
- Opening cab roof hatches
- Illuminated cab interior with painted valve handles
- Cab window glass
- Engineer and fireman figures
- Die-cast metal tender body and trucks
- Opening tender water hatch reveal easy-to-access RailSounds controls
- Directional back-up light on tender
- Minimum Curve: 0-54
- Length: 28"

Union Pacific 4-8-4 FEF-3 Last of the Great Steam Locomotives

Between 1937 and 1944, in a series of three classes, Union Pacific received its entire line of 45 Alco-built FEF 4-8-4 "Northern" locomotives. Famous for high speed passenger service, these 4-8-4 bullets pulled Union Pacific trains like the Overland Flyer, Portland Rose, and Challenger at speeds as high as 100 mph. Displaced by the arrival of diesel locomotives in the mid 1950's, many FEF steam locomotives quickly "met the cutting torch", while others were reassigned to freight service where they continued to haul loads at record speeds.

One special Union Pacific Northern still operates today: the legendary #844 FEF-3 4-8-4. This engine holds the distinguished honor of being the only steamer never retired by a North American Class I railroad, and the last steam locomotive ever built for the Union Pacific. Still used for company and public excursions, it is kept at the Union Pacific engine house in Cheyenne, Wyoming.

For the first-time ever, the legendary #844 FEF-3 (Four-Eight-Four, Series 3) locomotive is offered by Lionel. It is made from all-new tooling, and comes equipped with the Lionel LEGACY Command Control System, RailSounds 5.0, and prototypically accurate detailing and decoration. The Lionel FEF-3 locomotive is available in two classic schemes: black with a light graphite smoke box and firebox, and a two-tone grey passenger scheme featuring Armour Yellow lettering and striping. Both FEF-3 locomotives are accurately modeled with dual stacks and "elephant ear" smoke deflectors that reduced smoke flow over the cab, a Worthington SA feedwater heater, and an all-weather enclosed cab with an opening roof hatch. The engine is matched with a prototypical 14-wheel "centipede" oil-firing tender. Add a scale-sized CA-4 caboose or other scale U.P. rolling stock to complete your freight train.


FEATURES:


- **Lionel LEGACY Control System** equipped – able to run in Command Control Mode or in Conventional Transformer Control Mode
- **RailSounds 5.0** sound system with custom recorded effects including:
 - Multi-part **CrewTalk** and **TowerCom** announcements to create realistic operating scenarios from pulling out of the yard to initiating an emergency stop, in both conventional and command control environments
- Realistic operator-controlled effects, including the water

- injector, activated by the CAB-2 Remote Controller
- Prototypical four chuffs per revolution
- **DynaChuff** synchronized chuffing that shifts through 15 levels of intensity as the locomotive gains speed
- Simulate the locomotive running light or battling against a heavy load by manually adjusting the DynaChuff intensity with CAB-2 commands
- Multi-Whistle effect simulates blows at different steam pressures, long and short attacks, and even extra quilling with each press of the whistle button
- Independently adjustable volume control – use the CAB-2 remote Controller to lower the level of background effects such as chuffing while keeping operator-controlled effects such as the whistle at full volume
- **FatBoy** speaker for the ultimate in sound reproduction
- High-torque **Pittman®** motor with momentum flywheel
- **Wireless tether** connection between locomotive and tender
- Directional lighting including operating headlight, red emergency light, and back-up light
- Illuminated classification and marker lights
- Illuminated number boards
- Die-cast metal locomotive body, frame, and trucks
- Scale front coupler with interchangeable O gauge coupler for double-heading
- **Electro-Coupler** on rear of tender
- Traction tires
- Synchronized fan-driven smoke unit with adjustable smoke output
- Separately applied metal details
- Accurate separately-applied builder's plates
- Opening roof hatch
- "Elephant ear" smoke deflectors on sides
- Illuminated cab interior
- Cab window glass
- Engineer and fireman figures
- Die-cast metal tender body and trucks
- Individually opening tender water hatches reveal easy-to-access RailSounds controls
- Minimum Curve: 0-72
- Dimensions: 28 3/4"

(6-11116) Union Pacific 4-8-4 FEF-3 Grey \$1,159.99


(6-11131) Union Pacific 4-8-4 FEF-3 Black \$1,159.99





All-new tooling features
numerous separately applied details

(6-11131) Union Pacific 4-8-4 FEF-3 (Black) \$1,159.99





Equipped with distinctive "elephant-ears" smoke deflectors



Swing-out scale front coupler



FEF-3 locomotives were delivered with twin stacks





The FEF-3 class was delivered with 14-wheel "centipede" tenders




Prototypical tender features easy-to-access controls under water hatches



See page 179



See page 145



See page 126



See page 129





(6-11116) Union Pacific 4-8-4 FEF-3 (Grey) \$1,159.99

Denver & Rio Grande Western Handcar

Two diligent workers grip the levers of this handcar and move it to a work site that's further down the tracks. Add this car to your layout for motion-packed fun!

FEATURES:

- Powerful maintenance-free motor
- Traction tires
- Minimum Curve: 0-27
- Length: 4"



(6-28420) Denver & Rio Grande Western Handcar \$69.99

Lionel Lines Speeder

The motorized successor to the handcar, the speeder moved track gangs to the work site and even took the railroad brass on inspection runs. At a pint-sized price, this runabout adds action to any layout or can even give chase to your favorite Lionel ready-to-run train set.

FEATURES:

- Transformer controlled forward, neutral, and reverse operation
- Directional lighting
- Powerful maintenance-free motor
- Traction tire
- Die-cast metal frame
- Separately applied metal handrails
- Operating strobe light
- Detailed cab interior
- Interior illumination
- Two crew figures
- Minimum Curve: 0-27
- Length: 3 3/4"



Interior details include M.o.W. tools

(6-28419) Lionel Lines Speeder \$69.99



(6-28421) Fort Collins Trolley \$64.99

Fort Collins Trolley

FEATURES:

- Bumper controlled forward and reverse operation
- Operating LED headlights
- Interior lighting with passenger silhouettes
- Powerful maintenance-free motor
- Traction tire
- Minimum Curve: 0-27
- Length: 6 3/4"



NEW!

Union Pacific Tie-jector

This Union Pacific Tie-jector car provides 0-gauge action and fun to any layout. Watch as the wooden ties in the back of the Tie-jector shoot out of the side when the car reaches one of the included track trips. You and your friends will enjoy hours of fun with this unusual car!

FEATURES:

- 20 wooden ties
- Two track trips
- Precision can motor
- Molded plastic body
- Plastic frame
- Traction tires
- Minimum Curve: 0-27
- Length: 7 1/8"

Pennsylvania Burro Crane

The Pennsylvania Burro Crane, with its rotating cab, manually-controlled hooks, and Pullmor motor, provides plenty of movement and action.

FEATURES:

- Forward and reverse operation
- Rotating cab
- Manually controlled boom and winch
- Fixed couplers
- Powerful Pullmor motor
- Metal frame
- Minimum Curve: 0-27
- Length: 5 3/8"



TRADITIONAL DIESEL LOCOMOTIVES

Traditional Diesel Locomotives

Beef up your diesel fleet with these ready for action freight growlers. Each locomotive includes a powerful horn and dual operating couplers. The GP20 features the added strength of metal frames and handrails. A matching caboose is available for the GP20.

FEATURES FOR THE GP20:

- Transformer controlled forward, neutral, and reverse operation
- Electronic diesel horn
- Operating headlights
- Front and rear operating couplers
- Powerful maintenance-free motor
- Traction tires
- Metal frame and handrails on GP20
- Interior illumination
- Engineer and fireman figures
- Minimum Curve: 0-27
- Length: RS-3: 14 1/2"
- GP20: 14"

(6-28882) Alaska RS3 \$84.99



(6-28881) Conrail GP20 \$139.99



See page 118

FT Diesel Locomotive

Add GM diesel power to your roster with the Great Northern FT diesel locomotive.

FEATURES:

- Transformer controlled forward, neutral, and reverse operation
- Electronic diesel horn
- Operating headlight
- Front operating coupler
- Dual powerful maintenance-free motors
- Traction tires
- Die-cast metal trucks, pilot, and fuel tank
- Metal frame
- Lighted cab interior
- Engineer and fireman figures
- Minimum Curve: 0-27
- Length: 12 3/4"

(6-28876) Great Northern FT Diesel Locomotive \$244.99



(6-28424) PWC #51 Navy Switcher \$209.99



(6-28432) Bethlehem Steel Switcher \$209.99



Switchers

FEATURES:

- Transformer controlled forward, neutral, and reverse operation
- Powerful Pullmor motor
- Operating headlight
- Front and rear operating couplers
- Traction tire
- Die-cast metal frame
- Navy switcher includes Postwar plaque and packaging
- Minimum Curve: 0-27
- Length: 7 1/2"



NEW!

STANDARD O DIESEL LOCOMOTIVES

Conventional F3 and SD40T-2 Diesel Locomotives

These diesel locomotives offer the scale-size and detail of Lionel Standard O with electronics geared toward the operator who prefers traditional transformer-only operation, plus non-powered units for easy double-heading.

POWERED UNIT FEATURES:

- Transformer controlled forward, neutral, and reverse operation
- Electronic diesel horn
- Directional lighting, including LED headlights
- Operating marker lights
- Operating couplers
- Dual powerful maintenance-free motors with momentum flywheels
- Traction tires
- Fan-driven smoke unit
- Die-cast metal trucks, fuel tank, and pilots
- Metal frame
- Separately applied metal details
- Illuminated number boards
- Illuminated cab interior
- Engineer and fireman figures

NON-POWERED UNIT FEATURES:

- Die-cast metal trucks, fuel tank, and pilots
- Metal frame
- Separately applied metal details
- Rear operating coupler

- Minimum Curve: 0-31
- Length: SD40T-2: 17"
- F3: 13"

(6-34521) Santa Fe F3 A-Unit \$264.99



SANTA FE F7 POWERED B-UNIT FEATURES:

- TrainMaster Command Control equipped—able to run in Command Control Mode or in Conventional Transformer Control Mode
- Odyssey System for speed control with ON/OFF switch
- Dual powerful maintenance-free motors with momentum flywheels

- Traction tires
- Directional lighting with operating back-up light
- ElectroCoupler on rear
- Die-cast metal trucks and fuel tank
- Opening doors
- Pivoting diaphragms
- Minimum Curve: 0-31
- Length: 17"

(6-34522) Santa Fe F3 Non-powered B-Unit \$149.99



(6-24593) Santa Fe F7 Powered B-Unit \$299.99



Dual-Axle Diesel Drive System

Most Standard O diesel locomotives feature a dual-axle drive system for even better performance and increased pulling power. This innovation is the next step in the redesign of the diesel locomotive gear system. Like its single-axle predecessor, this system has all the latest improvements, including

- **Smooth operation at start-up and slow speeds.** With back-drivable gears, the electronics control the speed of the locomotive. The locomotive pulls without hesitation, even at a crawl.
- **Improved lash-up performance.** Smooth operation for the individual units means smoother operation for multiple units when they are each equipped with the new drive system.

- **Removable truck side frames.** The truck sides are removed with a few screws, allowing you to easily replace a worn traction tire.
 - **Plus, two driven axles increase pulling power** as compared to the original drive system.
- You asked for it. You got it. The new dual-axle drive system is ready for duty on your layout.
- (6-34521 Conventional Santa Fe A-unit has single axle drive system)



(6-28255) Union Pacific SD40T-2 \$264.99



Conventional RS-11 and H16-44 Diesel Locomotives

Lionel offers even more conventional power for your roster of Standard O diesel locomotives. With a long list of features and an attractive price, these conventional diesels offer an affordable way for anyone to expand their Standard O motive power roster.

POWERED UNITS FEATURE:

- Transformer controlled forward, neutral, and reverse operation
- Electronic diesel horn
- Directional lighting including LED headlights
- Operating ditch lights
- Operating marker lights
- Front and rear operating couplers
- Dual powerful maintenance-free motors with momentum flywheels
- Magne-Traction track gripping system
- Traction tires
- Fan-driven smoke unit
- Die-cast metal trucks, fuel tank, and pilots
- Metal frame
- Separately applied metal details
- Illuminated number boards
- Illuminated cab interior
- Engineer and fireman figures

NON-POWERED UNITS FEATURE:

- Die-cast metal trucks, fuel tank, and pilots
- Metal frame
- Separately applied metal details
- Front and rear operating couplers

- Minimum Curve: 0-31
- Length: RS-11: 14 1/4"
H16-44: 15"



(6-28553) Pennsylvania RS-11 \$284.99



(6-28554) Pennsylvania RS-11 Non-powered \$169.99

(6-18385) New York Central H16-44 \$284.99



(6-18386) New York Central H16-44 Non-powered \$169.99





GP7 Diesel Locomotives

Produced from 1949 to the mid-1950s, more than 2,500 prototype EMD GP7 locomotives hauled freight across the United States and Canada. Available in four different road names, the classic GP7 joins the roster of Lionel Standard O diesel locomotives. Lionel offers both powered and non-powered units with separately applied details prototypical to each road name. All powered units feature the Lionel LEGACY Control System as well as LEGACY Speed Control.

POWERED UNITS FEATURE:

- **Lionel LEGACY Control System** equipped—able to run in Command Control Mode or in Conventional Transformer Control Mode
- **RailSounds 5.0** sound system with intelligible CrewTalk dialog, more TowerCom announcements and eight diesel RPM levels
- **LEGACY Speed Control** with ON/OFF switch
- Directional lighting including LED headlights
- Operating marker lights
- Front and rear **ElectroCouplers**
- Dual powerful maintenance-free motors with momentum flywheels
- Traction tires
- Fan-driven smoke unit
- Die-cast metal trucks, pilots and fuel tank
- Metal frame
- Separately applied metal details
- Illuminated number boards
- Illuminated cab interior

NON-POWERED UNITS FEATURE:

- Die-cast metal trucks, pilots and fuel tank
- Front and rear operating couplers

Minimum Curve: 0-31
Length: Approx. 14 1/4"



Concept model shown

(6-28561) New York Central GP7 \$399.99

RailSounds[®] 5.0



Concept model shown

(6-28562) New York Central GP7
Non-powered \$169.99

Concept model shown

(6-28567) Union Pacific GP7 \$399.99



RailSounds[®]
5.0

See page 145

(6-17699) Union Pacific Ca-4
Caboose \$89.99



Concept model shown


(6-28568) Union Pacific GP7
Non-powered \$169.99



NEW!

See page 179

(6-27604) Union Pacific Ca-4
Caboose \$89.99





GP7 Diesel Locomotives

POWERED UNITS FEATURE:

- **Lionel LEGACY Control System** equipped—able to run in Command Control Mode or in Conventional Transformer Control Mode
- **RailSounds 5.0** sound system with intelligible CrewTalk dialog, more TowerCom announcements and eight diesel RPM levels
- **LEGACY Speed Control** with ON/OFF switch
- Directional lighting including LED headlights
- Operating marker lights
- Front and rear **ElectroCouplers**
- Dual powerful maintenance-free motors with momentum flywheels
- Traction tires
- Fan-driven smoke unit
- Die-cast metal trucks, pilots and fuel tank
- Metal frame
- Separately applied metal details
- Illuminated number boards
- Illuminated cab interior

NON-POWERED UNITS FEATURE:

- Die-cast metal trucks, pilots and fuel tank
- Front and rear operating couplers

Minimum Curve: 0-31
 Length: Approx. 14 1/4"



Concept model shown

(6-28565) Rock Island GP7 \$399.99

RailSounds[®]
5.0



Concept model shown

(6-28566) Rock Island GP7
 Non-powered \$169.99



Concept model shown

(6-28563) Great Northern GP7 \$399.99

RailSounds[®]
5.0

(6-28564) Great Northern GP7
Non-powered \$169.99



Concept model shown



U30C Diesel Locomotives

These scale-sized Lionel U-boats are available in two road names in matching powered and non-powered units. The Milwaukee Road U30C, dressed in classic black and orange, and the Conrail U30C, in bold blue livery, offer prototypical decoration and detailing. The power units are equipped with the Lionel Legacy Control system, RailSounds 5.0, and Legacy Speed Control.

POWERED UNITS FEATURE:

- **Lionel LEGACY Control System** equipped—able to run in Command Control Mode or in Conventional Transformer Control Mode
- **RailSounds 5.0 sound system** with intelligible CrewTalk dialog, more TowerCom announcements, and eight diesel RPM levels
- **LEGACY Speed Control** with ON/OFF switch
- Directional lighting including LED headlights
- Operating marker lights
- Front and rear **ElectroCouplers**
- Dual powerful maintenance-free motors with momentum flywheels
- Traction tires
- Fan-driven smoke unit
- Die-cast metal trucks, pilots, and fuel tank
- Metal frame
- Separately applied metal details
- Illuminated number boards
- Illuminated cab interior

NON-POWERED UNITS FEATURE:

- Die-cast metal trucks, pilots, and fuel tank
 - Front and rear operating couplers
- Minimum Curve: 0-31
• Length: 17"

(6-28265) Milwaukee Road U30C \$454.99



(6-28266) Milwaukee Road U30C Non-powered \$169.99



See page 145

(6-27601) Milwaukee Extended Vision Caboose \$89.99

(6-28267) Conrail U30C \$454.99



(6-28268) Conrail U30C Non-powered \$169.99



See page 144

(6-17684) Conrail NE Caboose \$84.99

Union Pacific SD70ACe Diesel Locomotives

The Union Pacific has unveiled a series of locomotives that serve to honor and pay tribute to the people and railroads that have made them the leader they are today. Each locomotive features a unique paint scheme, incorporating elements of the six major railroads that have merged with the Union Pacific.

In cooperation with the Union Pacific, Lionel commemorates this important program by offering the Union Pacific Heritage Series Collection. This series features six SD70ACe U.P. Heritage locomotives, each one painted in a modern paint scheme representative of its famous fallen flag railroad:

- Missouri Pacific
- Western Pacific
- KATY
- Denver & Rio Grande Western
- Chicago & North Western
- Southern Pacific

To further commemorate the relationship between the two legendary companies, each is packaged with a certificate of authenticity signed by Lionel President and CEO Jerry Calabrese, and a stamped metal EMD builder's plate with an accurate serial number and built date.

In addition, these locomotives come equipped with the Lionel LEGACY Control System.

FEATURES:

- **Lionel LEGACY Control System** equipped—able to run in Command Control Mode or in Conventional Transformer Control Mode
- **RailSounds 5.0** sound system with new intelligible CrewTalk dialog, more TowerCom announcements, and eight diesel RPM levels
- **LEGACY Speed Control** with ON/OFF switch
- Directional lighting including LED headlights
- Operating marker lights
- Front and rear **ElectroCouplers**
- Dual powerful maintenance-free motors with momentum flywheels
- Traction tires
- Fan-driven smoke unit
- Die-cast metal trucks, pilots, and fuel tank
- Metal frame
- Separately applied metal details
- Illuminated number boards
- Illuminated cab interior

Recommended Minimum Curve: 0-36
Length: Approx. 17 1/2"

RailSounds
5.0

Concept photo shown

[6-28261] Union Pacific - Missouri Pacific SD70ACe \$449.99



Concept photo shown

[6-28263] Union Pacific - Missouri Kansas Texas SD70ACe \$449.99



Concept photo shown

(6-28262) Union Pacific - Western Pacific SD70ACe \$449.99



(6-28281) Union Pacific - Southern Pacific SD70ACe \$449.99

Concept photo shown

2008

NEW!



Concept photos shown

SD70ACe Powered Diesel Locomotives

FEATURES:

- Lionel LEGACY Control System equipped – able to run in Command Control Mode or in Conventional Transformer Control Mode
- RailSounds 5.0 sound system with new intelligible CrewTalk dialog, more TowerCom announcements, and eight diesel RPM levels
- LEGACY Speed Control with ON/OFF switch
- Directional lighting including LED headlights
- Operating marker lights
- Front and rear **ElectroCouplers**
- Dual powerful maintenance-free motors with momentum flywheels
- Traction tires
- Fan-driven smoke system
- Die-cast metal trucks, pilots and, fuel tank
- Metal frame
- Separately applied metal details
- Illuminated number boards
- Illuminated cab interior
- Minimum Curve: 0-31
- Length: Approx. 17 1/2"

SD70ACe Non-Powered Diesel Locomotive

FEATURES:


- Die-cast metal trucks, pilots, and fuel tank
- Metal frame
- Separately applied metal details
- Minimum Curve: 0-31
- Length: Approx. 17 1/2"

(6-28280) Union Pacific - Chicago & North Western SD70ACe \$449.99



2008

(6-28279) Union Pacific - Rio Grande SD70ACe \$449.99



2008

[6-28264] Union Pacific "Building America" SD70ACe \$449.99



[6-28283] Union Pacific "Building America" SD70ACe Non-powered \$169.99



2008

NEW!

(6-34519) New York Central Sharknose A-A Set \$629.99



(6-34520) New York Central Sharknose B-unit Non-Powered \$159.99



New York Central RF-16 "Sharknose" Diesel Locomotives

Built in the early 1950s, the Baldwin Locomotive Works' RF-16 "Sharknose" diesel locomotive is dressed in black lightning stripes for service with the New York Central.

The New York Central "Sharknose" A-A set features the Lionel LEGACY Control System and LEGACY Speed Control. A matching non-powered B-unit is also available.

SET INCLUDES:

- Powered A-unit, non-powered A-unit

FEATURES:

- **Lionel LEGACY Control System** equipped—able to run in Command Control Mode or in Conventional Transformer Control Mode
- **LEGACY Speed Control** with ON/OFF switch
- **RailSounds 5.0** sound system with new intelligible CrewTalk dialog, more TowerCom announcements and eight diesel RPM levels


- Directional lighting including LED headlights
- **ElectroCouplers** on the front of each A-unit
- Dual powerful maintenance-free motors with momentum flywheels
- Traction tires
- Fan-driven smoke unit in both the powered and non-powered A-units
- Die-cast metal trucks, pilots and fuel tanks
- Die-cast metal frames
- Separately applied metal details
- Separately applied metal handrails and screens
- Opening doors
- Accurate builder's plates
- Lighted number boards
- Illuminated cab interior
- Engineer and fireman figures
- Minimum Curve: 0-36
- Length: A-A set: Approx. 26"

NON-POWERED B-UNIT FEATURES:

- Die-cast metal trucks and fuel tank
- Opening doors
- Minimum Curve: 0-36

RailSounds[®]
5.0

(6-28244) N&W Hi Nose ALCo C-420 \$419.99



(6-28250) N&W Hi Nose ALCo C-420 Non-powered \$159.99

N&W High Nose ALCo C-420 Diesel Locomotive

In 1964, Norfolk & Western relied on the powerful ALCo C-420 for many of its freight hauling runs. This locomotive appears with the "hi nose" body used by the N&W in both powered and non-powered units.

POWERED UNIT FEATURES:

- **TrainMaster Command Control** equipped – able to run in Command Control Mode or in Conventional Transformer Control Mode
- **RailSounds 5.0** sound system with new intelligible CrewTalk dialogue, more TowerCom announcements, and eight diesel RPM levels
- **Odyssey System** for speed control with ON/OFF switch
- Directional lighting, including LED headlights

- Operating marker lights
- Front and rear **ElectroCouplers**
- Dual powerful maintenance-free motors with momentum flywheels
- Traction tires
- Fan-driven smoke units
- Die-cast metal trucks, pilots, and fuel tank
- Metal frame
- Separately applied metal details
- Illuminated number boards
- Illuminated cab interior

NON-POWERED UNIT FEATURES:

- Die-cast metal trucks, pilots, and fuel tanks
- Front and rear operating couplers
- Minimum Curve: 0-31
- Length: 15"

RailSounds[®]
5.0



E7 A-A Diesel Locomotives

Available in the Baltimore and Ohio and Pennsylvania liveries, these massive E7 diesel sets are equipped with the Lionel LEGACY Control System. Matching powered and non-powered B-units are available in the Pennsylvania livery.

EACH SET INCLUDES:

- Powered A-unit, non-powered A-unit

FEATURES:

- **Lionel LEGACY Control System** equipped—able to run in Command Control Mode or in Conventional Transformer Control Mode
- **LEGACY Speed Control** with ON/OFF switch
- **RailSounds 5.0** sound system with new intelligible CrewTalk dialog, more TowerCom announcements and eight diesel RPM levels
- Directional lighting including LED headlights
- **ElectroCouplers** on the front of each A-unit
- Dual powerful maintenance-free motors with momentum flywheels
- Traction tires
- Fan-driven smoke unit in both the powered and non-powered A-units
- Die-cast metal trucks, pilots and fuel tanks
- Metal frames
- Separately applied metal details
- Separately applied metal handrails and screens
- Pivoting diaphragms on rear
- Opening doors
- Accurate builder's plates
- Lighted number boards
- Illuminated cab interior
- Engineer and fireman figures
- Minimum Curve: 0-36
- Length: E7 A-A set: 34"

RailSounds[®]
5.0


E7 POWERED B-UNIT FEATURES:

- **Lionel LEGACY Control System** equipped—able to run in Command Control Mode or in Conventional Transformer Control Mode
- **LEGACY Speed Control** with ON/OFF switch
- Dual powerful maintenance-free motors with momentum flywheels
- Traction tires
- **ElectroCoupler** on rear
- Die-cast metal trucks and fuel tank
- Opening doors
- Pivoting diaphragms
- Minimum Curve: 0-36
- Length: 17"

(6-34505) Baltimore and Ohio A-A E7 Set \$699.99



(6-34508) Pennsylvania A-A E7 Set \$699.99




(6-34509) Pennsylvania Non-powered E7 B-unit \$169.99



E7 NON-POWERED B-UNIT FEATURES:

- Die-cast metal trucks and fuel tank
- Opening doors
- Pivoting diaphragms
- Minimum Curve: 0-36





F7 A-B-A Diesel Locomotives

Lionel presents F7 diesel locomotives in two popular road names, New York Central and Western Pacific. With numerous prototypical details unique to each road name, these sets are equipped with an Odyssey System ON/OFF switch and RailSounds 5.0. Matching powered F7 B-units are available in each livery.

EACH A-B-A SET INCLUDES:

- One powered F7 A-unit, one non-powered F7 B-unit, one non-powered F7 A-unit


FEATURES:

- **Lionel LEGACY Control System** equipped—able to run in Command Control Mode or in Conventional Transformer Control Mode
- **LEGACY Speed Control** for speed control with ON/OFF switch
- **RailSounds 5.0** sound system with new intelligible CrewTalk dialog, more TowerCom announcements, and eight diesel RPM levels
- Directional lighting, including LED headlights and back-up lights
- **ElectroCouplers** on the front of each A-unit and the rear of the B-unit
- Dual powerful maintenance-free motors with momentum flywheels
- Traction tires
- Fan-driven smoke unit in both powered and non-powered A-units
- Die-cast metal trucks, pilots, and fuel tanks
- Die-cast metal frames
- Separately applied metal details
- Separately applied metal handrails and screens
- Pivoting diaphragms on rear
- Opening doors
- Accurate builder's plates
- Lighted number boards
- Illuminated cab interior
- Engineer and fireman figures
- Gauge: Standard O
- Minimum Curve: 0-31
- Length: F7 A-B-A set: 39"
F7 A-unit: 13"
F7 B-unit: 13"

EACH F7 POWERED B-UNIT FEATURES:

- **TrainMaster Command Control** equipped—able to run in Command Control Mode or in Conventional Transformer Control Mode
- **Odyssey System** for speed control with ON/OFF switch
- Dual powerful maintenance-free motors with momentum flywheels
- Traction tires
- Directional lighting with operating back-up light
- **ElectroCoupler** on rear
- Die-cast metal trucks and fuel tank
- Opening doors
- Pivoting diaphragms
- Minimum Curve: 0-31
- Length: 13"






(6-34513) Western Pacific F7 A-B-A Set \$899.99



RailSounds[®]
5.0

(6-18373) New York Central S-2 Electric \$499.99

RailSounds[®]
5.0



New York Central S-2 Electric

Following the success of its one and only S-1 electric locomotive, the New York Central ordered 32 nearly identical copies in 1906. Like their predecessor, these “motors” were built by a partnership of the American Locomotive Company and General Electric. The railroad classed them S-2 and immediately sent them into service over their electrified lines. The mighty S-2’s ran for decades, outlasting even their parent railroad by almost twenty years when the last of the class was retired in 1981.

The Lionel New York Central S-2 includes subtle details that make it unique from the prototype S-1 #100, such as recessed front steps and other body details. Other enhancements include a new separately applied bell cord. The locomotive is painted in the modern NYC livery of the 1950s and 1960s, including “blade” font lettering and yellow handrails. Upgraded since the release of the Lionel S-1, this electric also features the state-of-the-industry RailSounds 5.0 sound system.

FEATURES:

- Body details and recessed front steps accurately portray an S-2 electric
- **TrainMaster Command Control** equipped—able to run in Command Control Mode or in Conventional Transformer Control Mode
- **Odyssey System** for speed control with ON/OFF switch
- **RailSounds 5.0** sound system with new intelligible **CrewTalk** dialog and more **TowerCom** announcements
- Powerful maintenance-free motor with momentum flywheel
- Directional lighting with operating headlights
- Die-cast metal body, frame, and trucks
- Metal pantographs
- Separately applied details, including bell cord and accurate builder’s plates
- Cab window glass
- Engineer and fireman figures
- Minimum Curve: 0-36
- Length: 11 3/4”

GG1 Electric Locomotive

The Joshua Lionel Cowen Series GG1 is available in striking silver livery and packed with top-of-the-line features.

To simulate prototypical operation, press a button on the CAB-1 Remote Controller and watch a plume of smoke erupt from the blow-off stack. Other action-packed features include intricate metal pantographs that deploy and retract automatically, and RailSounds 5.0 effects synchronized to each operation. For customized operation, a CAB-1 command can adjust pantograph orientation regardless of direction. Those who prefer conventional operation are not left out. Most of these and other exciting features can easily be accessed with traditional transformer control.

FEATURES:

- **TrainMaster Command Control** equipped—able to run in Command Control Mode or in Conventional Transformer Control Mode
- **Odyssey System** for speed control with ON/OFF switch
- Operating pantographs deploy and retract according to direction, a TMCC CAB-1 command, or with Conventional Mode roof mounted switches
- Pantograph lock-down prevents accidental operation on layouts with low clearances
- **RailSounds 5.0** sound system, with new intelligible **CrewTalk** dialog and more **TowerCom** announcements, each with different scenarios depending on whether the locomotive is in motion or stopped
- RailSounds 5.0 effects simulate the raising and lowering of the pantographs, perfectly synchronized with each operation
- Adjust the blower RPM independent of locomotive speed via a CAB-1 command
- **MultiHorn** effect realistically varies the horn blast with each press of the button
- Independently adjustable volume control—lower the level of background effects such as the blower with the CAB-1 Remote Controller, while keeping operator-controlled effects such as the horn at full volume
- Many operator-controlled effects, including **CrewTalk** dialog and **TowerCom** announcements, are accessible in Conventional Transformer Control Mode
- Dual **FatBoy** speakers for the ultimate in sound reproduction
- Realistic steam generator blow-off—a plume of smoke erupts from the stack in Conventional or Command Control Mode
- Dual powerful maintenance-free motors with momentum flywheels
- Directional LED headlights
- Directional marker lights illuminate on the end opposite of the active headlight
- Illuminated number boards
- Die-cast metal body and trucks
- Front and rear **ElectroCouplers**
- Traction tires
- Accurate separately applied builder’s plates
- Illuminated front cab interior
- Engineer and fireman figures in front cab
- Opening side doors, end doors, and roof hatches
- Removable roof panel reveals all controls for easy adjustments without having to remove the GG1 from the track
- Minimum Curve: 0-72
- Length: 20”



(6-18374) Pennsylvania #4866 (Silver) \$899.99

**OPERATING
PANTOGRAPHS!**

Milwaukee Road EP-2 "Bipolar" Electric Locomotives

The massive Milwaukee Road "Bipolar" locomotives are exciting additions to the Lionel Standard O electric roster. The Milwaukee Road's Class EP-2 was equipped with only two poles per traction motor and relied on motor armatures, not gears. The Bipolars ran at very low RPMs, and these locomotives were known for their quiet operation.

Built in 1918 and 1919 by General Electric, the Bipolars were constructed in three sections. The end sections contained the electrical equipment, and the center section contained a boiler. This unique configuration allowed them to snake through curves on the Milwaukee Road's Coast Division.

The Lionel Milwaukee Road Bipolars are equipped with the Lionel LEGACY Control System and LEGACY Cruise Control. Milwaukee Road Olympian Hiawatha Heavyweight Passenger Cars are available separately.

FEATURES:

- Produced from all-new tooling
- **Lionel LEGACY Control System** equipped—able to run in Command Control Mode or in Conventional Transformer Control Mode
- **LEGACY Speed Control** with ON/OFF switch
- **RailSounds 5.0** sound system with intelligible CrewTalk dialog and more TowerCom announcements, each with different scenarios depending on whether the locomotive is in motion or stopped
- MultiHorn effect realistically varies the horn blast with each press of the button
- Independently adjustable volume control—lower the level of background effects such as the blower with the CAB-1 Remote Controller while keeping operator-controlled effects such as the horn at full volume
- FatBoy speaker for the ultimate in sound reproduction
- Dual powerful maintenance-free motors with momentum flywheels
- Directional headlights
- Marker lights
- Illuminated number boards
- Die-cast metal body and trucks
- Front and rear **ElectroCouplers**
- Traction tires
- Accurate separately applied builder's plates
- Illuminated front cab interior
- Engineer and fireman figures in front cab
- Removable roof panel reveals all controls for easy adjustments
- Minimum Curve: 0-54
- Length: Approx. 20"

Concept models shown

(6-18384) Milwaukee Road EP-2 "Bipolar" E-2 \$949.99





(6-18389) Milwaukee Road EP-2 "Bipolar" E-1 \$949.99

Traditional Freight Cars

Lionel Traditional Freight Cars are perfectly sized to run behind **Lionel Traditional Locomotives**. Almost all Traditional cars can run on track with a Minimum Curve as tight as O-27, and are great additions to any traditionally-sized Lionel train set. Colorful and durable, these cars are available in a wide variety of road names, collectable series, and officially licensed schemes.

FEATURES:

- Operating couplers—uncouple cars automatically with a remote-control or uncoupling track section
- Metal handrails, platform, and ladders on tank cars
- Opening doors on boxcars and reefer
- Minimum Curve: O-27
- Length: Boxcar: 10 ½"
Hopper: 9 ½"
Ore Car: 7"
Tank Cars: 10"
Reefer: 11"
Hi-Cube Boxcar: 11 ¼"
Caboose: 7 ¼"

(6-36613) New York Central Caboose \$29.99



(6-26400) Chicago & North Western Hopper \$29.99




(6-26401) Northern Pacific Ore Car \$29.99



TRADITIONAL FREIGHT CARS

(6-25025) Reading Boxcar \$29.99




(6-26198) Denver & Rio Grande Western Three-Dome Tank Car \$29.99




(6-26197) Delaware & Hudson Tank Car \$29.99



(6-26199) Western Pacific-P.F.E. Wood-sided Reefer \$29.99



(6-25026) Rock Island Hi-Cube Boxcar \$29.99



TRADITIONAL FREIGHT CARS

Caboose

FEATURES:

- Operating couplers
- Die-cast metal trucks on Southern
- Metal frame, ladders, tool boxes, and smokestack on Southern
- Interior illumination, except Lionel Lines
- Minimum Curve: 0-27
- Length: Cupola cabooses: 7 1/4"
Work cabooses: 8 3/8"

(6-36611) Conrail Caboose \$39.99



See page 90

(6-36556) Lionel Lines Work Caboose \$29.99



See page 72

(6-36587) Southern Pacific Caboose \$39.99



See page 74

(6-36589) Pennsylvania Work Caboose \$39.99



See page 74


(6-36591) Southern Caboose \$47.99

NEW!



See page 75

(6-17676) New York Central Bay Window Caboose \$59.99



See page 77

(6-36590) Union Pacific Work Caboose \$39.99



See page 72

New York Central Bay Window Caboose

FEATURES:

- Die-cast metal trucks and operating couplers
- Underbody details
- Interior illumination
- Flashing rear strobe light
- Metal frame
- Minimum Curve: 0-27
- Length: 10 1/4"

TRADITIONAL FREIGHT CARS

(6-26357) CSX Flatcar with Pipes \$49.99



CSX Flatcar with Pipes

FEATURES:

- Die-cast metal sprung trucks and operating couplers
- Five plastic pipes included
- Length: 11"

(6-26335) Domino Sugar Flatcar with Trailer 59.99



Domino Sugar Flatcar with Trailer

FEATURES:

- Die-cast metal sprung trucks and operating couplers
- Removable trailer
- Length: 11"

DOMINO® SUGAR is the registered trademark of DOMINO FOODS, INC. or its affiliates

(6-36834) Santa Fe Transparent Instruction Car \$64.99



INTERIOR LIGHTING!



Four pallet loads, including boxes, barrels, oil drums, and lumber

Santa Fe Transparent Instruction Car

Transparent boxcars were used to demonstrate the destruction that could occur from improper boxcar loading or excessive coupling speeds. They were also used to test different loading methods to help reduce freight damages. Lionel offers this special car to add interest and excitement to any O-gauge layout. With transparent sides, your own yard crew can examine the four pallet loads from the outside of the car!

FEATURES:

- Die-cast metal trucks and operating couplers
- Interior illumination
- Transparent sides and opening doors
- Load of four removable shrink-wrapped pallet loads, including 12 boxes, four highway barrels, four oil drums, and a stack of lumber
- Length: 11 1/8"

(6-39452) White Bros. Flatcar with Milk Container \$59.99



White Bros. Flatcar with Milk Container

FEATURES:

- Die-cast metal trucks and operating couplers
- Die-cast metal frame and metal handrails
- Length: 9"

(6-26366) R.E.A. Flatcar with Piggyback Trailers \$59.99



R.E.A. Flatcar with Piggyback Trailers

FEATURES:

- Die-cast metal sprung trucks and operating couplers
- Removable trailers
- Metal superstructure
- Length: 11"

(6-29854) #3510 Satellite Launching Car \$69.99




#3510 Satellite Launching Car

FEATURES:

- Satellite launches off flatcar deck
- Die-cast metal sprung trucks and operating couplers
- Postwar Celebration Series plaque and packaging
- Length: 11"

Archive Collection

(6-19357) #6446-25 N&W Hopper \$49.99



#6446-25 N&W Hopper

FEATURES:

- Die-cast metal sprung trucks and operating couplers
- Coal load
- Length: 11 3/4"

(6-29856) #3494-550 Monon Operating Boxcar \$64.99



#3494-550 Monon Operating Boxcar

FEATURES:

- Die-cast metal sprung trucks and operating couplers
- Opening doors
- Trainman figure emerges
- Postwar Celebration Series plaque and packaging
- Length: 10 1/4"



Door opens and trainman emerges

The Lionel Collegiate Collection

This fall, Lionel adds to its exciting Collegiate Collection series of 30 "officially endorsed" boxcars from colleges and universities around the country with two new offerings, Purdue University and the University of Virginia. Throughout the course of this collegiate series, you can collect your favorite school or get all thirty colleges. Each item in the Collegiate Collection makes a great graduation, birthday, or holiday gift for new grads and alums of any age. Or give yourself a present — this handsome boxcar collection. Only from Lionel.

FEATURES:

- Die-cast metal sprung trucks and operating couplers
- Metal frame
- Opening doors
- Minimum Curve: 0-27
- Length: 10 1/4"

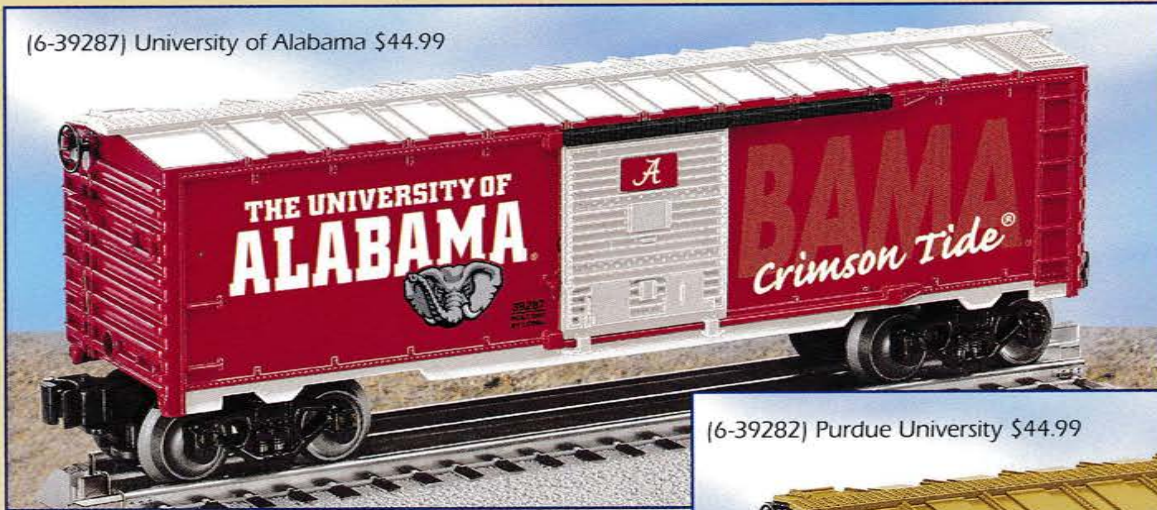
(6-39281) Florida State University \$44.99



(6-39289) University of Oklahoma \$44.99




(6-39287) University of Alabama \$44.99



NEW!

(6-39282) Purdue University \$44.99



(6-39283) University of Virginia \$44.99



NEW!

STANDARD O FREIGHT CARS


ALL CARS ON PAGES 124-125 FEATURE:

- Die-cast metal sprung trucks and operating couplers
- Hidden uncoupling tabs
- Minimum Curve of 0-31 (except where noted)

Standard O Freight Cars

Lionel Standard O Freight Cars are perfectly sized to run behind Lionel **Standard O Locomotives**. While many Standard O cars can run on 0-31 track, check the Minimum Curve requirement in the features list of each freight car for exceptions. Standard O freight cars are accurate reproductions of rolling stock with prototypical paint schemes and made in scale proportions. These cars are super-detailed, with many separately applied metal parts.

(6-27235) Railbox \$54.99



Railbox Modern Boxcar

- FEATURES:
- Opening doors
 - Length: 13 1/4"

(6-17960) Amaizo \$54.99



Amaizo 8,000-Gallon Tank Car

- FEATURES:
- Separately applied metal details
 - Length: 9"

**UNIQUE
ROAD NUMBER
ON EACH
TANK CAR**

Unibody Tank Cars

FEATURES:

- Die-cast metal platforms, ends, and air cylinders
- Metal handrails, ladders, and warning placards
- Single and 3-Pack tank cars available in unique, sequential numbers
- Length: 11"

**DOMINO® SUGAR is the registered trademark of DOMINO FOODS, INC. or its affiliates

(6-21877) Domino® Sugar 3-Pack \$134.99 **



(6-21878) Procor 3-Pack \$134.99



REALISTIC COVERED LOAD!

REAL WOOD DECK

SEPARATELY APPLIED METAL UNDERFRAME DETAILS

40' Flatcars with Covered Loads

FEATURES:

- Includes removable covered load with simulated rope and dunnage strips
- Real wood deck
- Die-cast metal body
- Separately applied metal underframe details
- Length: 11 1/4"

(Concept load shown)

(6-27541) New York Central \$62.99



(6-27542) New Haven \$62.99



(6-27543) Atchison, Topeka, & Santa Fe \$62.99



(6-27544) Grand Trunk \$62.99



STANDARD O FREIGHT CARS

U.S.R.A. Double-sheathed Boxcars

First built during World War I, U.S.R.A. 40-ton double-sheathed boxcars were relied on heavily for hauling freight in the steam era and beyond. Featuring all-wood bodies and steel "fishbelly" underframes, many of these classic boxcars could be found on the rail lines as late as the 1960's.

FEATURES:

- Die-cast metal sprung trucks and operating couplers
- Hidden uncoupling tabs
- Separately applied metal underframe details
- Opening doors
- Length: 11"



Vertical brake staff on end



(6-27231) Great Northern U.S.R.A. Double-sheathed Boxcar \$64.99



(6-27232) Union Pacific U.S.R.A. Double-sheathed Boxcar \$64.99



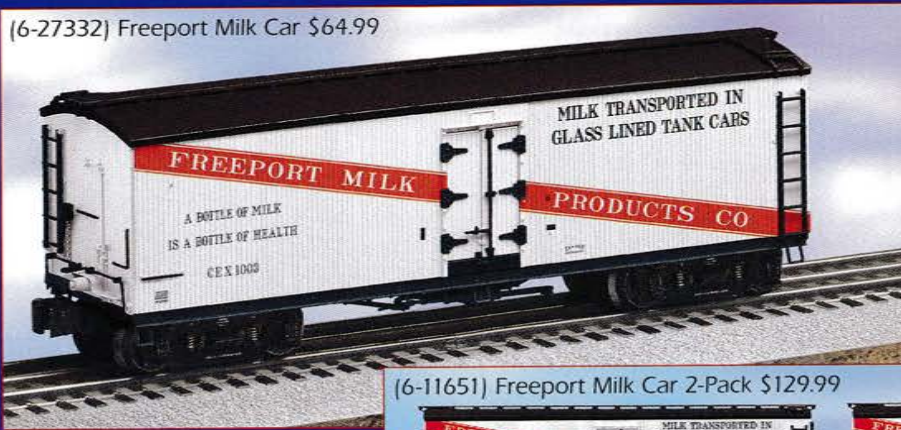
(6-27233) Cotton Belt U.S.R.A. Double-sheathed Boxcar \$64.99



(6-27234) Chicago & North Western U.S.R.A. Double-sheathed Boxcar \$64.99

Concept models shown

(6-27332) Freeport Milk Car \$64.99



(6-11651) Freeport Milk Car 2-Pack \$129.99



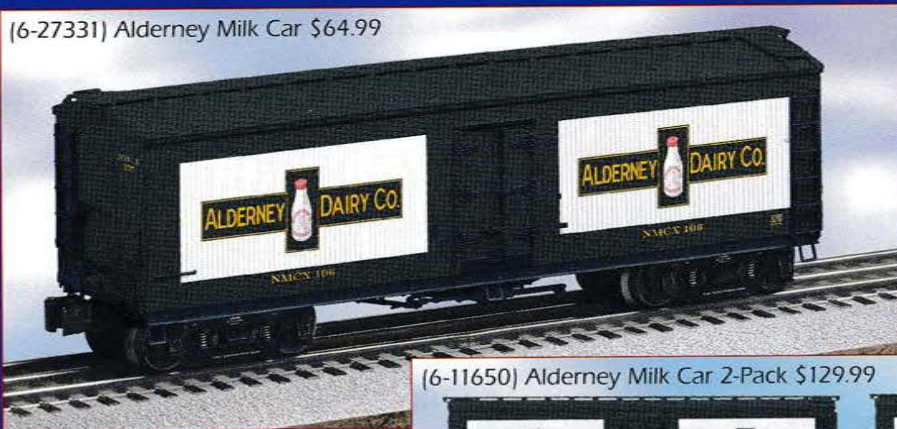
General American Milk Cars

FEATURES:

- Die-cast metal sprung trucks and operating couplers
- Hidden uncoupling tabs
- Die-cast metal sprung buffers
- Separately applied metal underframe details
- Removable roof
- Plated interior milk tanks and piping
- Opening doors
- Single and 2-pack milk cars available in unique, sequential numbers
- Length: 11 1/2"

**UNIQUE
ROAD NUMBER
ON EACH
MILK CAR**

(6-27331) Alderney Milk Car \$64.99



(6-11650) Alderney Milk Car 2-Pack \$129.99



Removable roof reveals plated milk tanks and piping inside

STANDARD O FREIGHT CARS

Double-door Boxcars with End Doors

Based on a standard AAR design, Lionel 50' Double-door boxcars are accurate, finely-detailed models of a type of freight car widely produced in the late steam and early diesel era. On the railroads, the extra length and added side door were especially useful for automobile and furniture loads. In addition, many railroads chose to use a version of the 50' double-door boxcar that also featured swinging doors at one end of the car to make automobile loading and unloading even easier.


For 2007, Lionel offers an assortment of scale AAR Double-door boxcars with the unique end doors that swing open. Each car is an accurate prototype of the original in decoration and detail, and feature a wide variety of separately applied metal details on the body and underframe.

FEATURES:

- Die-cast metal trucks and operating couplers
- Opening end doors
- Hidden uncoupling tabs
- Separately applied metal underframe details
- Opening doors
- Length: 14"



Realistic opening doors on end of boxcar



(6-27220) Louisville & Nashville \$69.99

**OPENING
END AND SIDE
DOORS!**

**SEPARATELY
APPLIED METAL
UNDERFRAME
DETAILS!**



(6-27229) Nickel Plate Road \$69.99

NEW!



(6-27230) Lehigh Valley \$69.99


NEW!



(6-27218) Atchison, Topeka, and Santa Fe \$69.99



(6-27219) Great Northern \$69.99



(6-27228) Union Pacific \$69.99



(6-27221) Chicago, Burlington & Quincy \$69.99

STANDARD O FREIGHT CARS

PS-2 Hoppers

FEATURES:

- Die-cast metal sprung trucks and operating couplers
- Hidden uncoupling tabs
- Rotating bearing caps on Imco and Penn Central
- Die-cast metal ends
- Opening roof hatches
- 2-Pack hoppers have unique, sequential numbers
- Length: 10 1/4"




Die-cast metal end platforms

(6-27016) Union Pacific \$59.99



(6-21904) Union Pacific 2-Pack \$119.99



(6-27019) Imco \$59.99



**UNIQUE
ROAD NUMBER
ON EACH
HOPPER!**

(6-21921) Imco 2-Pack \$119.99



**OPENING
ROOF
HATCHES**



**DIE-CAST
METAL
ENDS**



STANDARD O FREIGHT CARS

Offset Hoppers

FEATURES:

- Die-cast metal sprung trucks and operating couplers
- Hidden uncoupling tabs
- Die-cast metal body and frame
- Removable single-piece coal load
- Opening bottom hatches
- Single and 3-Pack hoppers available in unique, sequential numbers
- Length: 9 1/2"



Die-cast metal end platforms



Opening unloading hatches



Removable load reveals detailed interior

**UNIQUE
ROAD NUMBER
ON EACH
HOPPER!**

**BUY A
3-PACK AND
SAVE \$50!**

(6-21882) Chessie System 3-Pack \$144.99



(6-27000) Chicago & Eastern Illinois \$64.99



(6-21879) Chicago & Eastern Illinois 3-Pack \$144.99



**DIE-CAST
METAL
BODIES!**

(6-27001) Erie \$64.99




(6-21880) Erie 3-Pack \$144.99



**UNIQUE
ROAD NUMBER
ON EACH
HOPPER!**

(6-27002) Frisco \$64.99



(6-21881) Frisco 3-Pack \$144.99



STANDARD O FREIGHT CARS

3-Bay Open Hoppers

Since the 1960's, high capacity 3-bay open-top hoppers have been a common sight on the railroads. Used initially in dedicated unit coal train service, these cars were also used for sand, stone, ore, scrap metal, and other services. The basic design, originally built and tested by Pennsylvania, Norfolk & Western, and Chesapeake & Ohio, was later adopted by a multitude of railroads to become a modern-era hopper standard.

FEATURES:

- Die-cast metal sprung trucks and operating couplers
- Hidden uncoupling tabs
- Die-cast metal frame and body
- Rotating bearing caps
- Removable single-piece coal load
- Opening bottom hatches
- Single and 2-Pack hoppers available with unique sequential numbers
- Length: 12 3/4"



Die-cast metal end platforms

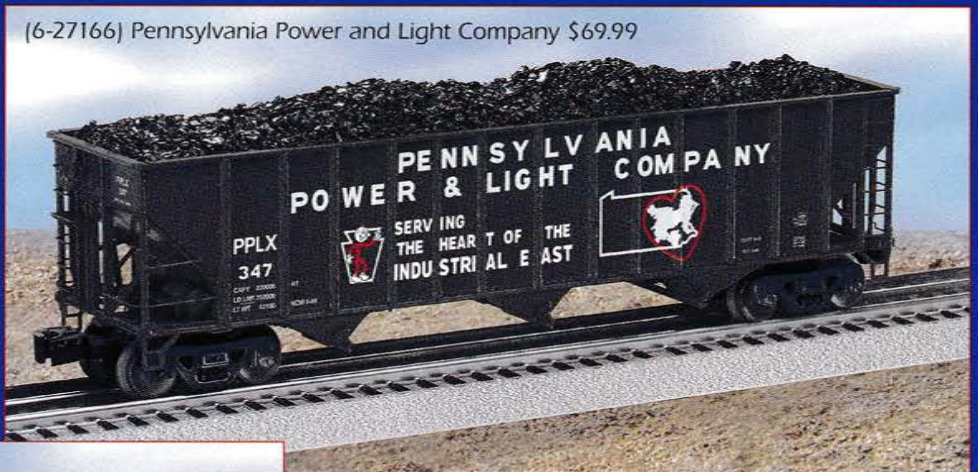


Opening unloading hatches




Removable load reveals detailed interior

ROTATING BEARING CAPS!



(6-27166) Pennsylvania Power and Light Company \$69.99



(6-27167) Atchison, Topeka, and Santa Fe \$69.99

OPENING BOTTOM HATCHES

**DIE-CAST
METAL
TRUCKS**



**UNIQUE
ROAD NUMBER
ON EACH
HOPPER**

**REMOVABLE
COAL LOADS**



STANDARD O FREIGHT CARS

Steel-sided Refrigerator Cars

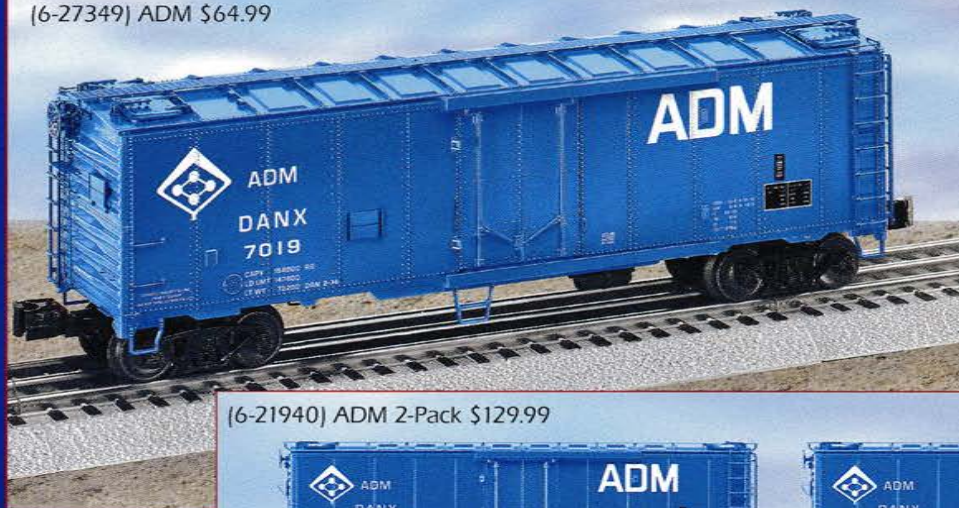
FEATURES:

- Die-cast metal sprung trucks and operating couplers
- Hidden uncoupling tabs
- Separately applied metal underframe details
- Opening roof hatches with props
- Opening doors
- Single and 2-Pack reefers available in unique, sequential numbers
- Length: 11 1/2"



Plug sliding doors on each reefer

(6-27349) ADM \$64.99



**OPENING
ROOF HATCHES
AND DOORS!**

(6-21940) ADM 2-Pack \$129.99




(6-27350) National \$64.99



(6-21941) National 2-Pack \$129.99



(6-27355) New York Central \$64.99



(6-21937) New York Central 2-Pack \$129.99



(6-27358) Dubuque \$64.99



(6-21939) Dubuque 2-Pack \$129.99



Mechanical Refrigerator Cars

By the 1960's, railroads' aging ice reefers were being rapidly replaced by vast fleets of efficient Mechanical Refrigerator Cars. As manufacturers like Pacific Car & Foundry and Western Fruit Express developed more efficient ways to keep perishables fridge-fresh when transported by rail, these modern, diesel-powered cars became a common and colorful sight on America's rails.

Lionel is proud to include these Mechanical Refrigerator Cars with its growing fleet of realistic Standard O freight cars. Based on actual drawings from the mid-1960's, these cars are designed with brake equipment positioned low on the ends, short ladders, and no running board on the modern roof. Slide open the vented mechanical compartment door to inspect the diesel engine on the inside of the car.

FEATURES:

- Die-cast metal sprung trucks and operating couplers
- Hidden uncoupling tabs
- Rotating bearing caps
- Separately applied metal underframe details
- Opening doors
- Sliding compartment door reveals diesel engine
- Single and 2-Pack cars are available in unique, sequential road numbers
- Length: 14 1/4"

**UNIQUE
ROAD NUMBER
ON EACH
REEFER**

**ROTATING
BEARING
CAPS!**

(6-27327) Burlington Northern Santa Fe \$69.99



(6-11652) Burlington Northern Santa Fe \$139.99



(6-27330) Great Northern-Western Fruit Express \$69.99



(6-11655) Great Northern-Western Fruit Express \$139.99




(6-27329) Union Pacific Fruit Express \$69.99



Slide open compartments door to reveal diesel engine

(6-11654) Union Pacific Fruit Express \$139.99



See-through etched metal frame reveals fan

(6-27328) Southern Pacific Fruit Express \$69.99



Separately applied details, including modern brake equipment and ladders

(6-11653) Southern Pacific Fruit Express \$139.99



STANDARD O FREIGHT CARS

PS-4 Flatcars with Piggyback Trailers

FEATURES:

- Die-cast metal sprung trucks and operating couplers
- Hidden uncoupling tabs
- Real wood flatcar deck
- Die-cast metal flatcar body
- Separately applied metal underframe details
- Opening doors and adjustable landing gear on trailers
- Spare tire under each trailer
- Ribbed sides on Lackawanna trailers
- Smooth sides on REA, NYC, UP, and Milwaukee trailers
- Single and 2-pack cars and trailers available in unique, sequential numbers
- Minimum Curve: 0-36
- Length: 14 3/4" each



REALISTIC TRAILERS!

Trailers feature opening doors and adjustable "landing gear"

(6-27545) Rail Express Agency \$84.99



(6-27562) New York Central \$84.99



(6-27563) Lackawanna \$84.99



DIE-CAST METAL ENDS

(6-27564) Milwaukee Road \$84.99



(6-21903) Union Pacific 2-Pack \$169.99



NEW!

New Road Numbers!


(6-21897) Railway Express Agency 2-Pack \$169.99



(6-21898) New York Central 2-Pack \$169.99



(6-21899) Lackawanna 2-Pack \$169.99



(6-21902) Milwaukee Road 2-Pack \$169.99

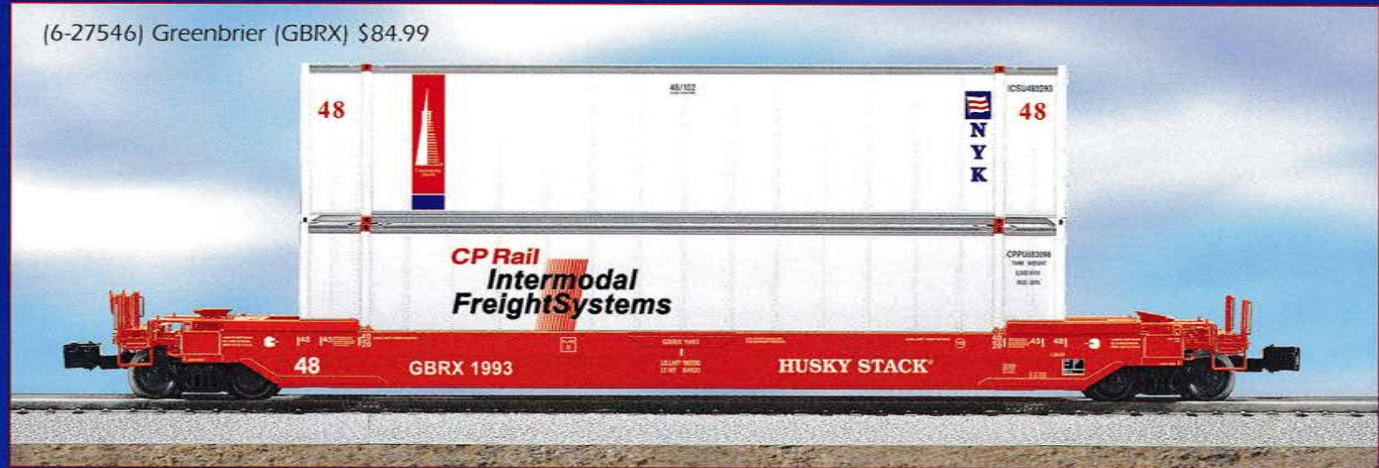


All-Purpose Husky Stack®

FEATURES:

- Die-cast metal sprung trucks and operating couplers
- Hidden uncoupling tabs and rotating bearing caps on trucks
- Die-cast metal body
- Includes two intermodal containers featuring opening doors
- Single and 2-Pack cars and containers available in unique, sequential numbers
- Length: 16 3/8" each

(6-27546) Greenbrier (GBRX) \$84.99



(6-27552) Arizona & California Railroad (ARZC) \$84.99



**UNIQUE
ROAD NUMBER
ON EACH
HUSKY STACK AND
CONTAINER!**

(6-21893) Greenbrier (GBRX) 2-Pack \$169.99



(6-21896) Arizona & California Railroad (ARCZ) 2-Pack \$169.99



(6-21895) Burlington Northern 2-Pack \$169.99



STANDARD O FREIGHT CARS

Northeastern Caboose

Originally designed by the Reading Railroad in the 1920's, the "northeastern" style caboose is recognized by its conservative center cupola and rugged, all-steel construction. These cabins were commonly found on railroads throughout the Mid-Atlantic region for many decades. Based on original drawings, the Northeastern Caboose offered by Lionel accurately recreates Reading's influential NM class of 32-foot cabooses.

FEATURES:

- Separately applied metal underframe details
- Hidden uncoupling tabs
- Smoke unit with ON/OFF control
- Train crew figure
- Detailed and painted interior
- Opening doors
- Minimum Curve: 0-31
- Length: 8 1/2"

Concept models shown

(6-17682) Reading \$84.99



(6-27608) Western Maryland \$84.99

NEW!



(6-17683) Chessie System \$84.99



(6-17684) Conrail \$84.99



(6-17685) Jersey Central \$84.99






See page 93



See page 90



See page 100



Ca-4, Extended Vision, I-12, and Bay Window Caboose

FEATURES:

- Hidden uncoupling tabs
- Die-cast metal sprung "Q"-type trucks on Union Pacific caboose
- Rotating bearing caps on Milwaukee Road and NYC cabooses
- Separately applied metal underframe details
- Smoke unit with ON/OFF control
- Train crew figures
- Detailed and painted interior
- Interior illumination
- Exterior end lights
- Opening doors
- Minimum Curve: 0-31
- Length: Union Pacific: 10"
Milwaukee Road: 10 1/2"
B&O: 9 1/2"
NYC: 10 1/8"

(6-17699) Union Pacific Ca-4 Caboose \$89.99



Ca-4 Concept model shown

(6-27615) New York Central Bay Window Caboose \$89.99



NEW!

(6-27609) Baltimore & Ohio I-12 Caboose \$89.99



NEW!

(6-27601) Milwaukee Road Extended Vision Caboose \$89.99



OPERATING CARS

Operating Cars

Most Lionel Operating Cars are perfectly sized to match **Lionel Traditional Locomotives** and **Traditional Freight Cars**. Featuring a variety of lights, sound, and action, these colorful and durable cars can run on track with a Minimum Curve as tight as O-27 (except where noted). They make great additions to any traditionally-sized Lionel train set!

New York Central Derrick Car

FEATURES:

- Die-cast metal trucks and operating couplers
- Movable boom
- Operating winch
- Minimum Curve: O-27
- Length: 11"

Union Pacific Coal Dump Car

FEATURES:

- Die-cast metal trucks and operating couplers
- Dumps coal at the touch of a button (Remote control track section required)
- Includes coal load and unloading bin
- Minimum Curve: O-27
- Length: 11"

British Columbia Log Dump Car

FEATURES:

- Die-cast metal trucks and operating couplers
- Dumps logs at the touch of a button (Remote control track section required)
- Includes log load and unloading bin
- Minimum Curve: O-27
- Length: 10"

(6-36809) New York Central Derrick Car \$34.99



**MOVABLE
BOOM!**

(6-36811) Union Pacific Coal Dump Car \$34.99



**DUMPS
COAL!**

(6-36812) British Columbia Log Dump Car \$34.99



**DUMPS
LOGS!**

(6-26854) Union Pacific Walking Brakeman Car \$74.99



Union Pacific Walking Brakeman Car

FEATURES:

- Die-cast metal trucks and operating couplers
- Brakeman figure moves back and forth along roofwalk, via track power
- Powerful maintenance-free motor with ON/OFF switch
- Metal frame
- Minimum Curve: 0-27
- Length: 10 1/2"

Animated Cabooses

FEATURES:

- Die-cast metal trucks and operating couplers
- Holding an illuminated lantern, the hand-painted brakeman moves smoothly back and forth on the platform
- Operates via track power
- ON/OFF switch
- Interior illumination
- Metal frame, ladders, toolboxes, and smokestack
- Minimum Curve: 0-27
- Length: 7 1/4"

(6-26865) CP Rail \$79.99



LIGHTED LANTERN

(6-36814) Rio Grande \$79.99



Figure moves back and forth

OPERATING CARS

ALL CARS ON PAGES 148-149 FEATURE:

- Die-cast metal trucks and operating couplers
- Minimum Curve of 0-27

Southern Operating Barrel Car

FEATURES:

- At the push of a button, the hand-painted figure pushes the barrels off of the car (Remote Control Track section required)
- Metal barrel channel and frame
- Six wooden barrels
- Includes unloading bin
- Length: 11"




Wooden barrels and unloading bin included

Santa Fe Moe & Joe Flatcar

FEATURES:

- Moe & Joe figures unload boards at the touch of a button (Remote Control Track section required)
- Real wood load
- Metal unloading superstructure
- Includes unloading bin
- Length: 11"




Unloading bin included

AlienSmoke Boxcar

What kind of alien creature is standing in the smoky doorway of this boxcar? Is he checking out the terrain or getting ready to jump from the mysterious AlienSmoke boxcar interior? Add this car to your boxcar collection for lots of space-themed fun and action.

FEATURES:


- AlienSmoke wafts out open doors
- ON/OFF switch
- Metal frame
- Opening doors
- Interior illumination
- Alien figure in boxcar
- Length: 10 1/2"



Concept model shown

ALIEN FIGURE, SMOKE, AND ILLUMINATION INSIDE!

(6-26847) Chesapeake & Ohio Coal Dump Car \$79.99



(6-36816) Virginian Coal Dump Car \$79.99



**DIE-CAST
METAL
FRAME!**



Coal and bin included

NEW!

Coal Dump Cars

FEATURES:

- Dumps coal at the touch of a button
- Remote Control Track section required
- Includes coal load and unloading bin
- Die-cast metal frame and metal dumping frame
- Length: 9 1/2"

(6-29855) Lionel Lines Operating Milk Car \$139.99





Figure unloads milk cans onto the platform

Lionel Lines Operating Milk Car

FEATURES:

- Figure unloads cans onto the platform at the touch of a button
- Remote Control Track section required
- Seven milk cans and figure
- Metal platform compatible with the FasTrack track system
- Length: 11 1/2"

OPERATING CARS

ALL CARS ON PAGES 150-151 FEATURE:

- Die-cast metal trucks and operating couplers
- Minimum Curve of 0-27

(6-36831) Maintenance of Way Welding Car \$74.99



**GLOWING
WELDER'S
ARC!**



Maintenance of Way Welding Car

FEATURES:

- LED light simulates the glow of a welder's arc light when car is in motion
- Length: 10 3/4"

(6-36818) U.S. Steel Searchlight Car \$74.99



**PROGRAMMABLE
OPERATION**

U.S. Steel Searchlight Car

FEATURES:

- Illuminated searchlight rotates via track power
- Adjust the searchlight's brightness as well as the rate of rotation with any Remote Control Track section
- Die-cast metal body
- Length: 9 3/4"

(6-26832) Lionel Lines Steam TrainSounds Tender \$104.99



Lionel Lines Steam TrainSounds Tender

FEATURES:

- TrainSounds sound system with steam chuffing, steam whistle, bell, squealing brakes, and operator-controlled multi-part crew dialog
- Conventional transformer control
- Removable front coupler for use behind another tender
- Metal frame
- Length: 8 1/2"

TrainSounds™



(6-29867) New York Central Jet Snow Blower \$119.99

BLASTS SMOKE AT TRACK!



(6-29868) Alaska Jet Snow Blower \$119.99



(6-29870) MoW Jet Snow Blower \$119.99

Jet Snow Blowers
 Clearing snow from the mainline is a constant challenge for railroads in winter. Over the years, the railroads have implemented numerous snow plow designs, including wedge-shaped plows and massive rotary snowplows.
 The most exciting method of clearing snow is the jet snow blower. With a jet engine mounted on a railcar, the railroads can clear snow in a dramatic way. The jet nozzle is aimed at the track to blow and melt the snow off the rails.
 The Lionel Jet Snow Blower is the perfect complement to your traditional locomotives and MoW equipment.

FEATURES:

- Jet engine blasts smoke at the track
- Realistic jet engine sounds
- ON/OFF switch
- Minimum Curve: 0-27
- Length: 11"

REALISTIC JET ENGINE SOUNDS!

Concept model shown

TRADITIONAL PASSENGER CARS

Traditional Passenger Cars

Traditional Passenger Cars are perfectly sized to match **Lionel Traditional Locomotives**. These colorful and durable cars can run on track with a Minimum Curve as tight as O-27, and are great additions to any traditionally-sized Lionel train set.

Traditional Passenger Car Add-ons

Most long distance train travelers enjoy the opportunity to view the scenery outside the train, grab a sandwich or a meal, and rest assured that their luggage and other packages will be safely stored until they arrive at their destination. Now you can add a vista dome, diner, or baggage car to your own train set for even more layout options and passenger service fun!

FEATURES:


- Operating couplers – uncouple cars automatically with a remote-control or uncoupling track section
- Realistic interior illumination
- Minimum Curve: O-27
- Length: 11 3/4" except diner (13 1/4")

**ADD A
VISTA DOME, DINER,
OR BAGGAGE CAR
TO YOUR PASSENGER
EXPANSION
PACK!**



See page 24

(6-25196) North Pole Central Vista Dome \$39.99



(6-25198) Pennsylvania Vista Dome \$39.99



(6-35100) New York Central Vista Dome \$39.99




(6-25197) North Pole Central Baggage Car \$39.99



See page 12

(6-25199) Pennsylvania Baggage Car \$39.99



See page 22

(6-35102) El Capitan Steamliner Diner \$64.99



See page 44

TRADITIONAL PASSENGER CARS

California Zephyr Streamliners

These sleek art deco-inspired streamliners provide an easy way to add passenger service to any O gauge layout. Each set includes cars with die-cast metal trucks and illuminated interiors.

4-PACK INCLUDES:

- Combination car, coach, vista dome car, observation car

2-PACK INCLUDES:

- Diner, coach

FEATURES:

- Die-cast metal trucks and operating couplers
- Illuminated interiors
- Authentically detailed interiors
- Flexible diaphragms between cars
- Opening doors

BAGGAGE CAR FEATURES:

- TrainSounds sound system with multi-part crew dialog
- TrainMaster Command Control or conventional transformer control
- Volume control and ON/OFF switch

- Length: 4-Pack: 53"
- 2-Pack: 26 1/2"
- Single: 13 1/4"

**DIE-CAST
METAL
TRUCKS**



(6-25148) Baltimore and Ohio Madison Car 4-Pack \$219.99



(6-25178) California Zephyr Streamliner
TrainSounds Baggage Car \$159.99

TrainSounds™

**INTERIOR
LIGHTING!**



(6-25161) California Zephyr Streamliner 2-Pack \$124.99



(6-25156) California Zephyr Streamliner 4-Pack \$219.99



INTERIOR LIGHTING!

(6-25153) Baltimore and Ohio Madison Car 2-Pack \$124.99



(6-25176) Baltimore and Ohio TrainSounds Baggage Car \$159.99

TrainSounds™

Madison Passenger Cars

The perfect complement to your Mikado steam locomotive, these beautifully decorated Madison cars allow you to create a magnificent passenger train.

4-PACK INCLUDES:

- Baggage car, two coaches, observation car

2-PACK INCLUDES:

- Diner, coach

ADDITIONAL FEATURES:

- Die-cast metal trucks and operating couplers
- Authentically detailed interiors
- Flexible diaphragms between cars
- Opening doors

TRAINSOUNDS FEATURES:

- TrainSounds sound system with multi-part crew dialog
- TrainMaster Command Control or conventional transformer control
- Volume control and ON/OFF switch
- Length: 4-Pack: 58 1/2"
2-Pack: 29 1/4"
Single: 14 5/8"



DIE-CAST METAL TRUCKS



(6-25177) Union Pacific TrainSounds Baggage Car \$159.99

TrainSounds™


STANDARD O PASSENGER CARS

Standard O Passenger Cars

- ✓ Die-cast metal sprung trucks for improved tracking, especially through switches
- ✓ Super-detailed with many separately applied parts
- ✓ Detailed interior floor plans and hand-painted figures
- ✓ Realistic interior and exterior lighting
- ✓ Perfectly sized to match **Lionel Standard O Locomotives**



(6-15575) C&O Heavyweight StationSounds Diner \$294.99



(6-15597) C&O Heavyweight 4-Pack \$494.99



(6-25523) Baltimore and Ohio Heavyweight StationSounds Diner \$294.99



(6-25521) Baltimore and Ohio Heavyweight 4-Pack \$494.99

Heavyweight Passenger Cars

The perfect complement to your Baltimore and Ohio E7 or C&O F-19 steam locomotives, these heavyweight cars feature classic decoration and detailed interiors.

4-PACK INCLUDES:

- Combination car, coach, sleeper, observation car

2-PACK INCLUDES:

- Coach, sleeper (C&O)
- Baggage car, sleeper (B&O)

FEATURES:

- Die-cast metal sprung trucks and operating couplers with hidden uncoupling tab
- Flexible diaphragms between cars
- Opening doors
- Metal frame
- Authentically detailed and painted interior
- Overhead interior lighting with ON/OFF switch
- Passenger and train crew figures

STATIONSOUNDS SOUND SYSTEM

FEATURES:


- Accessible with either the TrainMaster Command Control system or a conventional transformer
- Custom recordings featuring multiple characters allow you to recreate an entire rail journey – from departure to arrival at your final destination
- Arrival/departure announcements, dining reservation calls, and other en route dialog
- “Clickety-clack” of the cars as they roll down the rails
- Minimum Curve: 0-54
- Length of single car: 19”




See page 82



See page 108



(6-15576) C&O Heavyweight 2-Pack \$264.99



(6-25522) Baltimore and Ohio Heavyweight 2-Pack \$264.99



STANDARD O PASSENGER CARS

Heavyweight Cars

The perfect complement to your E7 or GS-4 steam diesel locomotive, these heavyweight cars feature classic decoration and detailed interiors.

4-PACK INCLUDES:

- Combination car, coach, sleeper, observation car

2-PACK INCLUDES:

- Coach, sleeper (Southern Pacific)
- Baggage car, sleeper (Pennsylvania)

FEATURES:

- Die-cast metal sprung trucks and operating couplers with hidden uncoupling tab
- Flexible diaphragms between cars
- Opening doors
- Authentically detailed and painted interior
- Overhead interior lighting with ON/OFF switch
- Passenger and train crew figures

STATIONSOUNDS SOUND SYSTEM FEATURES:

- Accessible with either the TrainMaster Command Control system or a conventional transformer
- Custom recordings featuring multiple characters allow you to recreate an entire rail journey – from departure to arrival at your final destination
- Arrival/departure announcements, dining reservation calls, and other en route dialog
- “Clickety-clack” of the cars as they roll down the rails
- Minimum Curve: 0-54
- Length of single car: 19”



See page 108



See page 86



(6-25520) Pennsylvania Heavyweight StationSounds Diner \$294.99



(6-25518) Pennsylvania Heavyweight 4-Pack \$494.99



(6-25508) Southern Pacific Heavyweight StationSounds Diner \$294.99




(6-25506) Southern Pacific Heavyweight 4-Pack \$494.99



(6-25519) Pennsylvania Heavyweight 2-Pack \$264.99



(6-25507) Southern Pacific Heavyweight 2-Pack \$264.99



STANDARD O PASSENGER CARS

Texas Special 21" Passenger Cars

Expand the Texas Special Set (6-31755) with a 2-Pack and StationSounds Diner to make a striking consist.

2-PACK INCLUDES:

- Two sleepers

DINER INCLUDES:

- StationSounds sound system

FEATURES:

- Die-cast metal sprung trucks with rotating bearing caps and operating couplers with hidden uncoupling tab
- Diaphragms between cars
- Extruded aluminum bodies with flush fitting windows
- Metal frames
- Authentically detailed and painted interiors
- Passenger figures
- Interior lighting with ON/OFF control

STATIONSOUNDS SOUND SYSTEM FEATURES:

- Accessible with the Lionel LEGACY Control System, TMCC, or a conventional transformer
- Custom recordings featuring multiple characters allow you to recreate an entire rail journey from departure to arrival at your final destination
- Arrival/departure announcements, dining reservation calls, and other en route dialog
- "Clickety-clack" of the cars as they roll down the rails
- Minimum Curve: 0-54
- Length: 2-Pack: 42"
Single Car: 21"

(6-25496) Texas Special 21" StationSounds Diner \$299.99



(6-18384) Milwaukee Road Bipolar (See page 114)

Milwaukee Road Heavyweight Passenger Cars

Decorated for service on the Milwaukee Road mainline, this signature varnish is prepared for service with the famous Bipolar electric locomotive.

4-PACK INCLUDES:

- Combination car, coach, sleeper, observation car

2-PACK INCLUDES:

- Baggage car, sleeper

FEATURES:

- Die-cast metal sprung trucks and operating couplers with hidden uncoupling tab
- Flexible diaphragms between cars
- Opening doors
- Authentically detailed and painted interior
- Overhead interior lighting with ON/OFF switch
- Passenger and train crew figures

STATIONSOUNDS SOUND SYSTEM FEATURES:

- Accessible with either the TrainMaster Command Control system or a conventional transformer
- Custom recordings featuring multiple characters allow you to recreate an entire rail journey from departure to arrival at your final destination
- Arrival/departure announcements, dining reservation calls, and other en route dialog
- "Clickety-clack" of the cars as they roll down the rails
- Minimum Curve: 0-54
- Length of single car: 19"



(6-25517) Milwaukee Road Heavyweight StationSounds Diner \$294.99



(6-25515) Milwaukee Road Heavyweight 4-Pack \$494.99

(6-25512) Texas Special Passenger Car 2-Pack \$299.99



(6-31755) Texas Special Set (See page 58)



(6-25516) Milwaukee Road Heavyweight 2-Pack \$264.99





(6-49618) New York Central Docksider Switcher Set \$299.99

READY-TO-RUN!

New York Central Docksider Switcher Set

Led by the classic 0-6-0 Docksider Switcher, this handsome and colorful set—complete with track and transformer—offers affordable fun for the entire family. Get someone started with an American Flyer layout!

SET INCLUDES:

- 0-6-0 Docksider Switcher, boxcar, coal hopper, caboose, four straight 10" track sections, twelve 54" diameter curved track sections, lock-on, 32-watt transformer

LOCOMOTIVE FEATURES:

- Transformer controlled forward, neutral, and reverse operation
- Powerful maintenance-free motor with momentum flywheel
- Directional lighting, including operating headlight and back-up light

- Front and rear operating couplers
- Traction tires
- Puffing smoke unit
- Die-cast metal frame
- Length: 7 1/2"

ROLLING STOCK FEATURES:

- Die-cast metal trucks and operating couplers
- Removable coal load on hopper
- Metal frame on boxcar and caboose
- Opening doors on boxcar
- Interior illumination in caboose

AMERICAN FLYER®

AMERICAN FLYER®

Dockside Switchers

These mighty 0-6-0 dockside switchers are affordable additions to your roster of American Flyer steam locomotives, and they're ready for duty on your layout.

FEATURES:

- Transformer controlled forward, neutral, and reverse operation
- Powerful maintenance-free motor with momentum flywheel
- Directional lighting, including operating headlight and back-up light
- Front and rear operating couplers
- Traction tires
- Puffing smoke unit
- Die-cast metal frame
- Length: 7 1/2"

(6-48062) Pennsylvania Dockside Switcher \$109.99



(6-48063) Union Pacific Dockside Switcher \$109.99



(6-48065) American Flyer SD9 \$274.99



SD9 Diesel Locomotive

The SD9 diesel locomotive appears in classic American Flyer blue and yellow. A matching caboose is also available.

FEATURES:

- Die-cast metal 6-wheel trucks
- Die-cast metal frame
- Transformer controlled forward, neutral, and reverse operation
- Powerful maintenance-free motor
- Interior illumination
- Traction tires
- Length: 10 3/4"

(6-48742) American Flyer Caboose \$54.99



American Flyer Caboose

FEATURES:

- Die-cast metal trucks and operating couplers
- Metal frame
- Interior lighting
- Length: 7"



2-8-2 Mikado Steam Locomotives

The highly detailed American Flyer 2-8-2 Mikado appears in the Pennsylvania and Chesapeake & Ohio liveries. Each of these scale-sized S gauge steamers offers the latest high performance features.

FEATURES:

- **TrainMaster Command Control** equipped—able to run in Command Control Mode or in Conventional Transformer Control Mode with most American Flyer and Lionel transformers
- **RailSounds 5.0** sound system with custom recorded effects including:
 - Multi-part CrewTalk dialog and TowerCom announcements to create realistic operating scenarios, from pulling out of the yard to initiating an emergency stop
 - Realistic operator-controlled effects, including the water injector, activated by the CAB-1 Remote Controller
 - DynaChuff synchronized chuffing that shifts through 15 levels of intensity as the locomotive gains speed
 - Simulate the locomotive running light or battling against a heavy load by manually adjusting the DynaChuff intensity level with CAB-1 commands
 - MultiWhistle effect simulates blows at different steam pressures, long and short attacks, and even extra quilling with each press of the whistle button
 - Independently adjustable volume control—use your CAB-1 Remote Controller to lower the level of background effects such as chuffing, while keeping operator-controlled effects such as the whistle at full volume
- Many operator-controlled effects, including CrewTalk dialog and TowerCom announcements, are accessible using only a conventional transformer
- Powerful maintenance-free motor with momentum flywheel
- **Wireless Tether** connection between locomotive and tender
- Directional lighting, with operating headlight and back-up light on rear of tender
- Illuminated classification lights on front of locomotive
- Die-cast metal locomotive body, frame, pilot, and trucks
- Traction tires
- Operating smoke unit
- Separately applied metal details
- Accurate separately applied builder's plates
- Illuminated cab interior
- Engineer and fireman figures
- Die-cast metal tender body and trucks
- Length: 15 1/2"

(6-48053) Pennsylvania 2-8-2 Mikado \$649.99



(6-48060) Chesapeake & Ohio 2-8-2 Mikado \$649.99



(6-48743) Chesapeake & Ohio Caboose \$54.99



Chesapeake & Ohio Caboose

FEATURES:

- Die-cast metal trucks and operating couplers
- Metal frame
- Interior lighting
- Length: 7"

(6-48064) Milwaukee 4-8-4 Northern \$474.99



RailSounds®

NEW!

Milwaukee 4-8-4 Northern

The classic 4-8-4 Northern locomotive returns to the American Flyer mainline under the Milwaukee road name. Milwaukee Road obtained Class S Northern units between 1929 and 1944 from Baldwin and Alco. While these locomotives were primarily intended for Milwaukee freight service, they were relied upon for passenger service as well. Using many of the original tooling dies, the 4-8-4 Northern is constructed almost entirely of die-cast metal. It has been upgraded to include the RailSounds sounds system complete with whistle, bell, and synchronized chuffing features.

FEATURES:

- Transformer controlled forward, neutral and reverse operation
- RailSounds sound system with steam sounds, synchronized chuffing, crew announcement, brake squeal, whistle, and bell
- Powerful maintenance-free motor with momentum flywheel
- Operating headlight
- Die-cast metal locomotive body, frame, pilot, and trucks
- Traction tires
- Puffing smoke unit
- Die-cast metal tender body, frame, and trucks
- Length: 15 3/4"

(6-48061) B&O 4-6-2 Pacific \$649.99



NEW!

4-6-2 Pacific Steam Locomotive

The new B&O 4-6-2 Pacific offers the latest high performance features in a scale-sized S gauge steamer. Most RailSounds 5.0 effects are triggered with a conventional transformer. Add a TMCC Command base and CAB-1 Remote Controller to access all of the available features. You can be on your way to true walk-around, remote control railroading with a simple one-wire hook-up to most AC transformers.

FEATURES:

- **TrainMaster Command Control** equipped—able to run in Command Control Mode or in Conventional Transformer Control Mode with most American Flyer and Lionel transformers
- **RailSounds 5.0** sound system with custom recorded effects including:
- Multi-part CrewTalk dialog and TowerCom announcements to create realistic operating scenarios, from pulling out of the yard to initiating an emergency stop

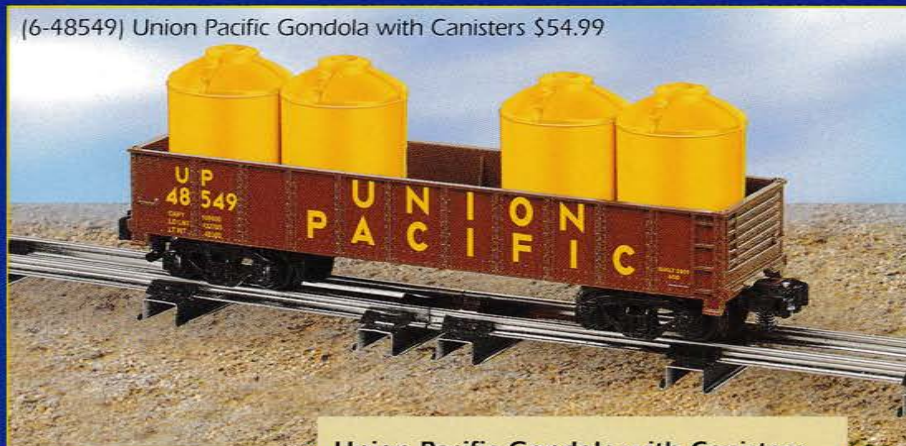
- Realistic operator-controlled effects, including the water injector
- DynaChuff synchronized chuffing that shifts through 15 levels of intensity as the locomotive gains speed
- Simulate the locomotive running light or battling against a heavy load by manually adjusting the DynaChuff intensity level
- MultiWhistle effect simulates blows at different steam pressures, long and short attacks, and even extra quilling with each press of the whistle button
- Independently adjustable volume control—use your Remote Controller to lower the level of background effects such as chuffing, while keeping operator-controlled effects such as the whistle at full volume
- Many operator-controlled effects, including CrewTalk dialog and TowerCom announcements, are accessible using only a conventional transformer
- Powerful maintenance-free motor with momentum flywheel

- **Wireless Tether** connection between locomotive and tender
- Directional lighting with operating headlight and back-up light on rear of tender
- Illuminated classification lights on front of locomotive
- Die-cast metal locomotive body, frame, pilot, and trucks
- Traction tires
- Operating smoke unit
- Separately applied metal details
- Accurate separately applied builder's plates
- Illuminated cab interior
- Engineer and fireman figures
- Die-cast metal tender body and trucks
- Length: 15 1/2"

RailSounds®
5.0

AMERICAN FLYER®

(6-48549) Union Pacific Gondola with Canisters \$54.99



Union Pacific Gondola with Canisters

FEATURES:

- Die-cast metal trucks and operating couplers
- Includes four removable canisters
- Length: 8 3/4"

(6-48421) Philadelphia Quartz Single-Dome Tank Car \$54.99



Philadelphia Quartz Single-Dome Tank Car

FEATURES:

- Die-cast metal trucks and operating couplers
- Metal handrails and ladders
- Length: 7 5/8"

(6-48815) Needham Reefer \$54.99



Needham Reefer

FEATURES:

- Die-cast metal trucks and operating couplers
- Metal frame
- Opening doors
- Length: 8 3/8"

(6-49038) Denver & Rio Grande Western Walking Brakeman Car \$84.99



Denver & Rio Grande Western Walking Brakeman Car

FEATURES:

- Die-cast metal trucks and operating couplers
- Brakeman moves smoothly back and forth along roofwalk via track power
- Maintenance-free motor
- Metal frame
- Length: 8 3/8"

(6-49042) Erie Coal Dump Car \$84.99




Erie Coal Dump Car

FEATURES:

- Die-cast metal trucks and operating couplers
- Operating contactor and dumping bin included
- Coal load included
- Length: 7 7/16"

(6-49039) Santa Fe Log Dump Car \$84.99



**SANTA FE
DECORATION
ON TOP OF
TRAY**

Santa Fe Log Dump Car

FEATURES:

- Die-cast metal trucks and operating couplers
- Operating contactor and dumping bin included
- Four wooden logs
- Length: 7 7/16"

AMERICAN FLYER



#587 Block Signal

The Block Signal was first catalogued in 1939. "Operated like a real signal system. Permits one train to follow another on a single track without danger of collision."

FEATURES:

- Signal illuminates to indicate an occupied block
- Metal construction
- Height: 7 1/2"

(6-49833) \$59.99


#582 Blinking Signal

In 1940, the American Flyer #582 Blinking Signal was introduced. This signal flashes to warn motorists of passing trains and turns off when the caboose passes.

FEATURES:

- Lights flash when train passes
- Metal construction

(6-49832) \$59.99



#588 Semaphore Block Signal

"Realistic operation. Semaphore arm goes horizontal, light to red to stop train—raise to vertical, light to green to proceed."

FEATURES:

- Operating semaphore arm with green and red illumination
- Metal construction
- Height: 7 1/2"

(6-49835) \$59.99



NEW!



#571 Truss Bridge

FEATURES:

- Stamped metal base
- Plastic girder sides
- Length: 10 3/4"
- Width: 4 3/4"

(6-49825) \$26.99

2008

LIONEL ELECTRIC TRAINS


STANDARDS OF THE WORLD SINCE 1900

PREWAR CELEBRATION SERIES

STANDARD GAUGE

NEW!

HEADLIGHT
ON POWERED
TROLLEY



Electric Rapid Transit Summer Trolley and Trail Car

Available from 1910 to 1913, the #101 motorized trolley and matching #1100 trail car are among the most prized Standard Gauge items offered in the prewar period. In 2007, Lionel proudly reissues the classic "ELECTRIC RAPID TRANSIT 101" motorized trolley and matching non-powered trailer. First sold together as a set in 1910 as Outfit No. 1100, these reissues accurately depict the version sporting blue bench ends, car ends, and roof. As summer type cars, both cars feature five open benches, as well as a clerestory-style roof and stamped metal wheels. The motorized trolley car is also equipped with an operating headlight.


SET FEATURES:

- Motorized #101 trolley and matching #1100 trail car

CAR FEATURES:

- Manual direction control
- Powerful AC motor in trolley
- Operating headlight on trolley
- Metal bodies and frames
- Stamped metal wheels
- Individually boxed
- Length 22" (11" single car)
- Gauge: Standard Gauge

(6-13113) \$449.99



From 1910 to 1913, the summer trolley and trail car were sold together in Outfit No. 1100



**MTA Metro-North Railroad
25th Anniversary M-7
Commuter Train Set**

For 25 years, MTA Metro-North Railroad has provided reliable commuter service between New York City and northern suburbs in New York and Connecticut. MTA Metro-North Railroad is proud of its recognized tradition of excellence in service and exceptional on-time performance delivered by extraordinarily dedicated personnel. Lionel celebrates this special anniversary with a brand new ready-to-run train set featuring the railroad's newest commuter car fleet – sleek M-7 electric, multiple-unit rail cars. Decorated in handsome blue and grey, this Lionel set represents the first time these modern commuter cars have been modeled in O Gauge. These trains are seen everyday operating to and from Metro-North's flagship station, Grand Central Terminal, as well as suburban stations in its electrified zone.

Each of the four rail cars in this special set feature opening side doors and interior illumination. A realistic horn and headlights are also included on the powered M-7 car. In addition to the transformer and generous amount of track, this affordable set also includes railroad and passenger figures and an assortment of railroad signs that can be customized with special station name decals to recreate your favorite Metro-North station.

An M-7 add-on 2-pack, station, platform, and other accessories are also available separately.

Concept model shown

(6-30085) MTA Metro-North Railroad M-7 Set \$279.99

NEW!

1983-2008

25

MTA Metro-North Railroad



SET INCLUDES:

- M-7 powered car, three M-7 non-powered cars, three straight FasTrack track sections, eight curved FasTrack track sections, a FasTrack terminal track section, 12 signs, six figures, signage customization kit, PowerMax transformer

M-7 CAR FEATURES:

- Transformer controlled forward, neutral, and reverse operation
- Powerful maintenance-free motor on powered car
- Operating headlights and electronic horn on powered car
- Interior illumination
- Manually opening doors

ALSO AVAILABLE!

MTA Metro-North Railroad M-7 Add-on 2-Pack

FEATURES:

- Includes two non-powered cars
- Interior illumination
- Manually opening doors

(6-35133) MTA Metro-North Railroad M-7 Add-on 2-Pack \$84.99

(6-24240) MTA Metro-North Railroad Blinking Light Billboard \$20.99



(6-24245) MTA Metro-North Railroad Illuminated Station Platform \$31.99



(6-24215) MTA Metro-North Railroad Passenger Station \$52.99



(6-62162) Auto Crossing Gate and Signal \$52.99



MTA Metro-North Railroad Blinking Light Billboard

FEATURES:

- Light blinks on and off
- Metro-North Railroad and New York Central billboard art
- Dimensions: 5 3/4" x 7/8" x 4 1/2"

MTA Metro-North Railroad Illuminated Station Platform

FEATURES:

- Two frosted light bulbs
- Customizable station sign
- Dimensions: 12" x 3 3/8" x 5"

MTA Metro-North Railroad Passenger Station

Dressed in new colors, this classic lighted passenger station is perfect for any O or O-27 gauge layout.

FEATURES:

- Lighted interior
- Metro-North Railroad sign on roof overhang
- Dimensions: 12 1/8" x 8 1/4" x 6 1/2"

Auto Crossing Gate and Signal

FEATURES:

- Gate drops and lights illuminate when train passes by
- 153C Contactor included
- Also works with insulated track section (Sold separately)
- Dimensions: 7 3/4" x 8 3/4" x 9 1/2"

NEW!



Customize your station signs and station platform with included decal kit!

SET INCLUDES 12 SIGNS AND SIX FIGURES!



2008 TRADITIONAL DIESEL LOCOMOTIVES

Traditional Diesel Locomotives

Ride in the new year with a rugged and affordable diesel engine by Lionel. Each of these 2008 traditional locomotives includes a powerful horn and dual operating couplers.

FEATURES:

- Transformer controlled forward, neutral, and reverse operation
- Electronic diesel horn
- Operating headlights
- Front and rear operating couplers
- Powerful maintenance-free motor
- Traction tires
- Interior illumination
- Engineer and fireman figures
- Minimum Curve: 0-27
- Length: Approx. 14"

ADDITIONAL FEATURES:

- Dual powerful maintenance-free motors on GP38, GP9 and U36B
- Die-cast metal trucks and fuel tank on GP38 and GP9
- Metal frame on GP38, GP9, and U36B
- Metal handrails on GP38, GP9 and U36B

(6-28886) Rock Island RS3 \$94.99

NEW!



(6-28887) Southern RS3 \$94.99



NEW!

(6-28440) Pennsylvania Inspection Vehicle \$169.99



NEW!

Pennsylvania Inspection Vehicle

A familiar sight in modern railroading, this rugged vehicle speeds inspectors and other railroad men quickly down the iron rails.

FEATURES:

- Powerful Pullmor motor
- Operating headlights and taillights
- Metal frame
- Minimum Curve: 0-27
- Length: 7 1/2"

(6-28897) Seaboard U36B \$139.99



NEW!

(6-28884) Pennsylvania GP38 \$209.99



NEW!

(6-28890) Canadian National GP9 \$209.99



NEW!

LEGACY RailSounds F3 B-Units

Enhance the diesel sounds of your classic Lionel F3 sets with new LEGACY RailSounds 55 B-units. Specially designed to bring you the utmost realism in sound modeling, these non-powered diesel units feature a FatBoy speaker housed in a newly-designed acoustic suspension chamber. Never before has low-end resonance, such as the laboring throb of diesel prime movers, been so fully captured. These new B-units are designed to deliver all the low frequency sound you need.

Discover the exciting realism of the breakthrough Lionel LEGACY RailSounds real-time "quilling" horn and laboring effects with these all-new LEGACY RailSounds B-units. Add LEGACY RailSounds 55 features to your favorite Postwar Celebration Series F3 engine sets!

FEATURES:

- Lionel LEGACY Control System equipped
- RailSounds 5.5 sound system
- FatBoy speaker
- Newly designed acoustic suspension chamber for the ultimate in sound reproduction
- ElectroCoupler on rear
- Backup light
- Lionel LEGACY Control System is required to access all LEGACY sound features
- Minimum Curve: 0-31
- Length: 13"

NEW!

(6-34544) Santa Fe F3 LEGACY RailSounds B-Unit \$269.99



NEW!

(6-34545) Rio Grande F3 LEGACY RailSounds B-Unit \$269.99



NEW!

(6-34546) Southern F3 LEGACY RailSounds B-Unit \$269.99



NEW!

(6-34547) Texas Special F3 LEGACY RailSounds B-Unit \$269.99



ALL CARS ON PAGES 176-177 FEATURE:

- Minimum Curve of 0-27

Classic Art Boxcar Series

Celebrate some of the most memorable train art ever in the new Lionel Catalog Art Series and Railroad Art Series. Unforgettable Lionel catalog covers from the Postwar Era, and classic railroad advertisements of the past, are commemorated on these striking boxcars.

FEATURES:

- Die-cast metal sprung trucks and operating couplers
- Opening doors
- Metal frame
- Length: 10 1/2"

NEW!



(6-29950) 1948 Lionel Art Boxcar \$49.99

NEW!



(6-29951) 1954 Lionel Art Boxcar \$49.99

NEW!



(6-29952) Great Northern Railroad Art Boxcar \$49.99

NEW!



(6-29953) Southern Pacific Railroad Art Boxcar \$49.99



POSTWAR CELEBRATION SERIES

Designed from original tooling. Postwar Celebration Series rolling stock provides accurate reissues of favorites from the golden age of O gauge.

#6430 Flatcar with Cooper-Jarrett Trailers

FEATURES:

- Die-cast metal trucks and operating couplers
- Two removable ribbed trailers
- Metal superstructure
- Separately applied metal nameplates
- White trailer body version
- Postwar Celebration plaque and packaging
- Length: 11"

#6175 Flatcar with Rocket

FEATURES:

- Die-cast metal trucks and operating couplers
- Removable rocket load
- Postwar Celebration plaque and packaging
- Length: 11"

#6844 Missile Carrying Car

FEATURES:

- Die-cast metal trucks and operating couplers
- Removable missile load
- Postwar Celebration plaque and packaging
- Length: 11"

(6-39463) #6430 Flatcar with Cooper-Jarrett Trailers \$59.99



NEW!

(6-39457) #6175 Flatcar with Rocket \$54.99



NEW!

(6-39458) #6844 Missile Carrying Car \$54.99



NEW!

(6-19574) Great Northern Stock Car \$49.99

NEW!



Great Northern Stock Car

FEATURES:

- Die-cast metal sprung trucks and operating couplers
- Metal frame
- Opening doors
- Length: 11 1/8"

(6-36853) U.S. Army Exploding Boxcar \$ 59.99


NEW!



U.S. Army Exploding Boxcar

FEATURES:

- Die-cast metal sprung trucks and operating couplers
- Stamped metal frame
- Length: 10 1/2"




2008 ROLLING STOCK

PS-1 Boxcars

FEATURES:

- Die-cast metal sprung trucks and operating couplers
- Hidden uncoupling tabs
- Metal underframe details
- Opening doors
- Prototypical door style for each road name
- Box loads included
- Length: 11 1/4"

**BOX
LOAD
INCLUDED!**



(6-27241) Chesapeake & Ohio \$59.99




(6-27242) Lehigh Valley \$59.99



(6-27243) Southern Pacific \$59.99



(6-27244) Great Northern \$59.99




ACF 40-Ton Stock Cars

FEATURES:

- Die-cast metal sprung trucks and operating couplers
- Hidden uncoupling tabs
- Die-cast metal frame
- Metal underframe details
- Opening doors
- Four hand-painted cattle figures included
- Length: 11 1/2"

(6-17716) Chicago Great Western \$59.99



NEW!



(6-17717) Union Pacific \$59.99



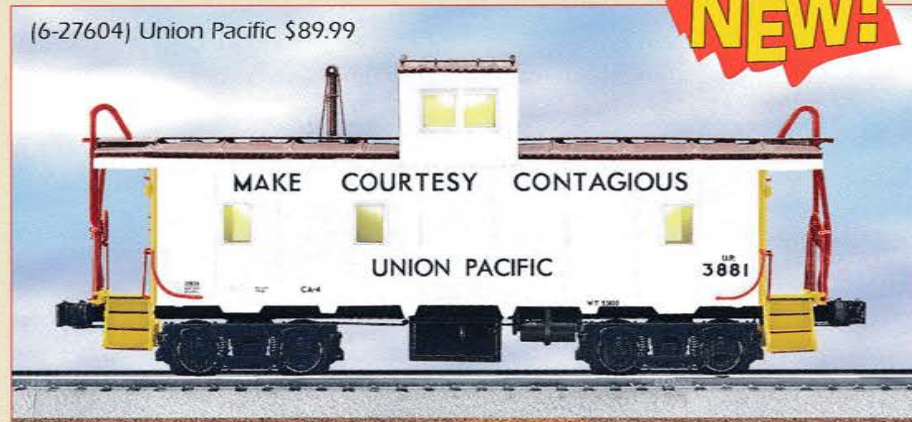
NEW!

Ca-4 Caboose


FEATURES:

- Hidden uncoupling tabs
- Rotating bearing caps
- Die-cast metal sprung "Q"-type trucks
- Separately applied metal underframe details
- Smoke unit with ON/OFF control
- Train crew figures
- Detailed and painted interior
- Interior illumination
- Exterior end lights
- Opening doors
- Length: 10"

(6-27604) Union Pacific \$89.99



NEW!



OPERATING ACCESSORIES


Lionel Sawmill with Sounds

See the logs enter the sawmill by conveyor belt and watch in amazement as fresh wood planks come out of the other side. Safety strobe lights on both sides warn workers to be careful around the action. Together with your favorite Lionel log dump cars and the Lionel Conveyor Lumber Loader, the Lionel Sawmill can complete a classic logging railroad empire.

FEATURES:

- Powerful maintenance-free motor
- Spinning blade
- Operating strobe lights
- Sawmill sounds
- Wooden logs and boards
- Compatible with all Lionel log dump cars
- Dimensions: 16" x 6" x 6"

(6-14265) Lionel Sawmill \$129.99



#356 Operating Freight Station

Watch the workers roll the carts in and out of the station house. One cart enters the structure filled with luggage while a second cart starts its trip with nothing on board, giving the illusion that the worker just emptied his load.


FEATURES:

- Two moving carts
- Metal cart channel
- Steel luggage load
- Dimensions: 15" x 5" x 5 1/2"

Auto Gateman

FEATURES:



- Gateman emerges from his shed to warn motorists of passing trains
- 153C Contactor included
- Also works with insulated track section (sold separately)
- FasTrack compatible
- Comes fully assembled
- Dimensions: 7" x 5 3/4" x 4 3/4"



(6-14236) #356 Operating Freight Station \$104.99



(6-14091) Auto Gateman \$64.99



(6-24115) AMC/ARC Log Loader \$139.99



Car not included



AMC/ARC Log Loader

The classic Log Loader accessory is upgraded for TrainMaster Command Control operation. While the accessory features traditional controller operations in the conventional environment, you get variable speed and fine control of each action using your CAB-1 Remote Controller (sold separately). With the built-in AMC, you are able to start the conveyor, adjust the lights, and operate the dumping mechanism on the Log Loader. The ARC allows you to record and play back the accessory's animated sequences.

FEATURES:

- TrainMaster Command Control system equipped TMCC CAB-1 Remote Controller and TMCC Command Base required for TMCC operation (Not included)
- Built-in ARC and AMC
- Operate the chain conveyor, drop the unloading stakes, and dim or brighten the lights with variable speed and fine control using your CAB-1 Remote Controller
- Record entire animated sequences and play them back over and over with your CAB-1 Remote Controller
- Die-cast metal roof supports
- Conventional remote controller
- Dimensions: 10 7/8" x 10 5/8" x 9 1/8"

**TMCC
EQUIPPED!**

(6-14237) #175 Rocket Launcher \$319.99



Control panel with LCD screen

#175 Rocket Launcher

All systems are "Go" for takeoff! Relive the proud days when the United States of America made its first great advances in the exploration of outer space with the #175 Rocket Launcher. Based on the original Postwar accessory, this Rocket Launcher features some exciting updates.

Operate your motorized gantry crane to prepare your rocket for launch. When you are ready, begin the 10-second countdown. Watch as the seconds are displayed on the LCD digital display. At approximately T-3 seconds, smoke billows from the rocket platform. At T-1 second, flashing red lights create the illusion of rocket ignition. After the last second is marked, the rocket launches.

FEATURES:

- Stamped metal frame
- Powerful maintenance-free motor for gantry crane movement
- Control panel with modified LCD digital screen
- Lighted ignition illusion
- Smoke unit
- Launching rocket
- Dimensions 11" x 11" x 17"


**SMOKE
AND LIGHTS
CREATE
A REALISTIC
LAUNCH!**

**ROCKET
LAUNCHES!**



OPERATING ACCESSORIES

(6-14215) Tug-of-War \$59.99




Tug-of-War

At the Lionelville town picnic, everyone enjoys a little friendly competition. The tug-of-war game is in full swing. Which side will win?

FEATURES:

- Three animated figures on each side pull the rope back and forth
- Dimensions: 6" diameter

(6-14219) Ice Rink \$79.99




Ice Rink

These skaters are enjoying winter in Lionelville! On the ice, a couple holds hands while a little girl glides along behind them. Off to the side, a hockey player waits with his stick until he can score a goal, and another skater is putting on his skates to get ready for fun. One skater has lost his balance, falling on the slippery ice! Two figure skaters twirl and glide along.

FEATURES:

- Four animated figures skate on the ice
- Eight hand-painted skaters
- Dimensions: 6 1/4" x 10 3/8"

(6-14221) Witches Cauldron \$69.99




Witches Cauldron

In the cover of three large pine trees, three scary witches huddle around a black cauldron heated by a roaring fire, getting ready to do a magic spell. One witch is poised to throw a fish into the pot, and another reads from a special book, reciting a magic chant. A third witch stirs the potion that simmers in the cauldron.

FEATURES:

- Witch appears to stir the cauldron
- Three hand-painted witch figures
- Three pine trees
- Dimensions: 6" diameter

(6-14210) Pony Ride \$69.99



Pony Ride

Three excited children sit atop ponies and hold on tightly as the small horses make their way around the circle. The attendant stands by watching the action.

FEATURES:

- Four ponies move around the circle
- Four detailed figures
- Dimensions: 6" diameter



Lionel Amusement Park Swing Ride


Watch as this popular ride slowly builds in speed, thrilling its riders as the seats swing further out. Exterior lights and cheerful carnival music highlight the action.

FEATURES:

- Powerful maintenance-free motor
- Cycle-controlled variable speed
- Exterior lights
- Authentic carnival music
- Colorful, carnival-inspired graphics
- Hand-painted figures
- ON/OFF controls for sound, lights, and motion
- Dimensions:
11" diameter x 12 1/2" height

(6-14203) \$229.99

LIGHTS AND SOUND!



Riders swing out as the ride goes faster and faster

CARNIVAL MUSIC!



The Scrambler

Get ready for a wild ride! The Scrambler is designed to make riders dizzy with its rotating center column and spinning clusters of seats.

FEATURES:

- Center column rotates while the seat clusters spin
- Carnival sounds
- Lighted center column
- 24 hand-painted figures
- Dimensions: 15 7/8" x 10 1/4"

(6-24179) \$229.99



Highly detailed cars and riders

Oil Pump

Based on the "nodding donkey" style pump working oil fields across the country, this new accessory features the smooth bobbing action of the real thing. Add two or three oil pumps to model this common industrial scene.

FEATURES:

- Pump moves up and down
- Dimensions: 2 3/4" x 4 3/4" x 4"



(6-34162) Oil Pump \$52.99

Rotary Aircraft Beacon

FEATURES:

- Metal construction
- Motor rotates beacon light
- Red and green lighting
- Dimensions: 5" x 5" x 12"

(6-14097) \$74.99



Road Crew

This road crew works on patching a crumbling street. Watch as the animated construction workers rake and tamp the asphalt, lift a shovel, and operate jackhammers.

FEATURES:

- Five separate animations
- Seven hand-painted figures
- Dimensions: 8" x 2 1/2"



(6-14211) Road Crew \$89.99

**BUBBLING TUBE,
FLASHING LIGHT!**

U.S. Army Water Tower

Create a military base on your layout with the U.S. Army Water Tower.

FEATURES:

- Bubble tube
- Flashing aircraft warning light
- Dimensions: 6" x 6" x 15"

(6-14243) \$94.99




**FIVE
SEPARATE
ANIMATIONS**

Ammo Loader

Position the Ammo Car at the platform, and you are ready to load it up. Watch as the figure loads the cases of ammunition into a waiting Ammo Car (included).

FEATURES:

- Ammo cases are loaded into the house, then sent down the chute
- Includes one operating Ammo Car
- Metal base
- 10 ammo cases
- Dimensions: 11" x 4" x 8"



(6-14244) Ammo Loader \$104.99



Helicopter Pylon

Decorated for military duty, the Helicopter Pylon features the emblem of the First Cavalry. Watch as the helicopter circles the pylon.

FEATURES:

- Powerful, maintenance-free motor
- Metal tower
- Interior lighting
- Helicopter flies approximately 21 1/2" above the base
- Dimensions: 5 3/4" x 5 3/4" x 14 1/4"



(6-14217) Helicopter Pylon \$139.99





#148 Dwarf Signal

- Lights change from green to red when trains move through its block
- Automatically resets to green when train clears its block
- 153C Contactor included
- Dimensions: 1 3/4" x 1 3/4" x 2"

(6-12883) \$20.99



Mainline Dwarf Signal

- Die-cast base
- Lights change from green to red when trains move through its block
- Lights automatically reset to green when block clears
- 153C Contactor included
- Dimensions: 3/4" x 3/4" x 1 3/4"

(6-14151) \$39.99



Mainline Color Position Signal

- Die-cast metal construction
- Lights change from green to red to yellow when triggered by the train
- Yellow signal with adjustable duration
- 153C Contactor included
- Dimensions: 6 3/4" x 1 3/4" x 11/16"


(6-24101) \$24.99



Mainline Block Target Signal

- Die-cast metal construction
- Lights change from green to red when trains move through its block
- Lights automatically reset to green when block clears
- 153C Contactor included
- Dimensions: 4 3/4" x 1 3/4" x 1"

(6-14099) \$52.99



153IR Controller

- Die-cast metal structure
- Infrared sensors detect passing trains and activate connected accessories
- Time delay adjustment knob (From 0 to 5 seconds)
- Dimensions: 5" x 4 1/2" x 3 1/2"

(6-14111) \$36.99



Auto Crossing Gate


- Gate drops when train passes by
- 153C Contactor included
- Also works with insulated track section (Sold separately)
- Dimensions: 9 1/2" gate length

(6-12714) \$39.99

Auto Crossing Gate and Signal

- Gate and lights illuminate when train passes by
- 153C Contactor included
- Also works with insulated track section (Sold separately)
- Dimensions: 7 3/4" x 8 3/4" x 9 1/2"

(6-62162) \$52.99



#154 Railroad Crossing Flasher

- Die-cast metal construction
- Red lights flash when train passes by
- 153C Contactor included
- Also works with insulated track section (Sold separately)
- Dimensions: 9" height


(6-12888) \$41.99

Banjo Signal

- Die-cast metal construction
- Passing trains activate "banjo" mechanism
- 153C Contactor included
- Also works with insulated track section (Sold separately)
- Dimensions: 7 3/4" height

(6-14090) \$47.99

SET OF TWO



Mainline Auto Crossing Gates

- Die-cast metal construction
- Red flashing signal
- Gate drops when train passes by
- Set of two
- 153C Contactor included
- Also works with insulated track section (Sold separately)
- Dimensions: 4" x 1" x 4 1/2"

(6-14098) \$84.99

#65 Yard Lights

FEATURES:

- Illumination from two elevated bulbs
- Set of three
- Dimensions: 6 1/4" height



(6-12927) #65 Yard Lights \$15.99

#70 Yard Lights

FEATURES:

- Die-cast metal light housing
- Metal center post
- Set of three
- Dimensions: 4 1/2" height



(6-14071) #70 Yard Lights \$31.99

Crossing Shanty

Featuring a lighted interior and hinged shutters, this accessory is ready to stand guard at your grade crossing.

FEATURES:

- Lighted interior
- Hinged shutters
- Dimensions: 2 1/4" x 2 1/2" x 3"



(6-14229) Crossing Shanty \$19.99

Double Floodlight Tower

FEATURES:

- Illumination from 16 elevated bulbs
- Tilting heads
- Dimensions: 15" height



(6-24103) Double Floodlight Tower \$41.99

Yard Tower

Perfect for any layout, this structure is ready to stand guard at any crossover or in any switch yard. Imagine the towerman throwing switches and radioing trains from his elevated perch.

FEATURES:

- Lighted interior
- Dimensions: 6 1/4" x 3 5/16" x 8 1/2"



(6-14227) Yard Tower \$41.99

Sand Tower

This prototypical structure loads locomotives with sand to increase traction. Trains pass below the structure.

FEATURES:

- Accommodates 0 and 0-27 gauge track and the FasTrack track system
- Dimensions: 4 1/2" x 4" x 12"



#395 Floodlight Tower

FEATURES:

- Metal tower and platform
- Four die-cast metal illuminated lights
- Dimensions: 5" x 5" x 11"



NEW!

2008

(6-14255) Sand Tower \$26.99

(6-24214) #395 Floodlight Tower \$74.99

TRACKSIDE ACCESSORIES


Arch Under Bridge

- Compatible with O-27, O, and FasTrack track systems
 - Installs easily between Lionel elevated trestle piers
 - Integrates easily into your own layout design
 - Dimensions: 19 1/4" x 3 5/8" x 4 7/8"
- (6-12770) \$24.99




Short Extension Bridge

- Compatible with O-27, O, and FasTrack track systems
 - Dimensions: 10" x 4 1/4" x 6 5/8"
- (6-62716) \$10.99



Trestle brackets snap onto FasTrack roadbed


(6-12896) Tunnel Portals \$11.59



Tunnel Portals

- Portals with raised Lionel lettering
- Classic Postwar styling
- Set of two
- Dimensions: 7" x 8 1/2"

(6-12754) Graduated Trestle Set \$20.99



(6-12755) Elevated Trestle Set \$20.99

(6-12037) FasTrack Graduated Trestle \$57.99

(6-12038) FasTrack Elevated Trestle \$33.99

Graduated Trestle Set

- Incremental height grading
- For use with traditional O and O-27 gauge track
- Set of 22
- Dimensions: 4 3/4" height (tallest trestle)

FasTrack Graduated Trestle

- Incremental height grading
- For use with FasTrack track sections
- Set of 22
- Dimensions: 5 1/2" height (tallest trestle)

Elevated Trestle Set

- Create realistic raised-grade sections
- For use with traditional O and O-27 gauge track
- Set of 10
- Dimensions: 4 3/4" height

FasTrack Elevated Trestle

- Create realistic raised-grade sections
- For use with FasTrack track sections
- Set of 10
- Dimensions: 5 1/2" height

LIGHTED INTERIOR



Covered Bridge

- Compatible with O-27, O, and FasTrack track systems
- Metal base
- Lighted interior
- Dimensions: 24 1/16" x 7 3/4" x 8"

(6-24117) \$41.99



Die-Cast Metal Girder Bridge

- Compatible with O-27, O, and FasTrack track systems
- Die-cast metal girders
- Metal base
- Length: 10"

(6-14222) \$26.99



Truss Bridge with Flasher and Piers

- Compatible with O-27, O, and FasTrack track systems
- Metal base
- Flashing top-mounted beacon
- Rock piers included
- Dimensions: 26 1/8" x 7 1/2" x 12 1/2"

(6-12772) \$49.99



Construction Zone Signs

- Realistic, printed construction graphics
- Set of six
- Dimensions: 2 1/4" height

(6-32902) \$7.39



Highway Barrels

- Painted orange with silver reflective tape
- Set of six
- Dimensions: 1" height

(6-32922) \$7.39



Vehicle Grade Crossings

- Traditional 0 gauge or O-27 track fits in molded grooves
- Set of two
- Dimensions: 3 1/4" x 7"


(6-12839) \$5.59



Railroad Bumpers

- Easily snaps into place between outside rails of traditional O and O-27 track
- Set of three
- Dimensions: 3" x 1 1/2" x 1 1/2"


(6-12717) \$5.99



#260 Illuminated Bumpers

- Easily snaps between outside rails of traditional O and O-27 track
- Illuminated red lights
- Set of two
- Dimensions: 3" x 1 1/2" x 1 1/2"

(6-12715) \$9.49



Die-cast Metal Bumpers

- Die-cast metal construction
- Illuminated red lights
- Easily snaps into place between outside rails of traditional O and O-27 track
- Set of two
- Dimensions: 3" x 1 7/8" x 2"

(6-62283) \$20.99



Station Platform

FEATURES:
 • Dimensions: 12" x 3 3/8" x 5"
 (6-24190) \$14.99



Illuminated Station Platform

FEATURES:
 • Two frosted light bulbs
 • Dimensions: 12" x 3 3/8" x 5"
 (6-24159) \$31.99

Blinking Light Billboard

• Light blinks on and off
 • Railroad billboard art
 • Dimensions: 5 3/4" x 7/8" x 4 1/2"
 (6-24155) \$20.99



(6-24155) Blinking Light Billboard \$20.99

Classic Billboard Set

• Easy assembly
 • Five different railroad billboard inserts
 • Set of three billboard stands
 • Dimensions: 5 3/4" x 7/8" x 3 1/4"
 (6-24187) \$9.59



Includes five classic railway images.



(6-24187) Classic Billboard Set \$9.59



Detailed interior with figures

Amtrak Shelter

A common sight for contemporary train travelers, this utilitarian structure was Amtrak's solution to the expensive, traditional passenger stations that it inherited from various railroads.

- FEATURES:**
- Lighted interior
 - Two figures
 - Dimensions: 5" x 2 1/2" x 2"

(6-34102) \$24.99

#133 Passenger Station

Dressed in new colors, this classic lighted passenger station is perfect for any O or O-27 gauge layout.

- FEATURES:**
- Lighted interior
 - Dimensions: 12 1/8" x 8 1/4" x 6 1/2"

(6-14257) \$52.99



LIONELVILLE STRUCTURES AND FIGURES

Lionelville Water Tower

This prominent water tower welcomes visitors to Lionelville.

FEATURES:

- Dimensions: 13" tall



(6-14220) Lionelville Water Tower \$20.99

Lionelville Street Lamps

- Metal posts
- Removable bases for realistic mounting on your layout
- Set of four lamp posts
- Dimensions: 1/2" x 1/2" x 3 1/2"

(6-24156) \$20.99



Irene's Diner

Stop by Irene's Diner for a cup of coffee and a piece of the best apple pie in Lionelville. The diner features a lighted, detailed interior with figures.

FEATURES:

- Lighted interior
- Interior details including figures, tables, and counters
- Dimensions: 6 3/4" x 10 1/2" x 3 3/8"



(6-24176) Irene's Diner \$64.99

Mainline Gooseneck Lamps

- Brilliant illumination
- Turn-of-the-century styling
- Dark green version
- Set of 2
- Dimensions: 7"

(6-14119) \$31.99





(6-14225) Sunoco® Industrial Tank \$69.99*


Sunoco Industrial Tank

Inspired by real oil and gas fields filled with vast “highways” of connected tanks, this Sunoco® Industrial Tank can help you create your own industrial tank field. Metal connecting walkways are included, so it’s easy to begin building an impressive field.

FEATURES:

- Metal platform and walkways
- Operating industrial lamp
- Conveniently connects to multiple tanks for building large fields
- Dimensions: 4” x 7” x 3 1/2”

*SUNOCO® is a registered trademark of Sunoco, Inc. and its subsidiaries



(6-14262) Elevated Tank \$69.99

Elevated Tank

Take fun and realism to a new level by adding one or more Elevated Tanks to your layout. In addition to the operating industrial lamp, each tank includes metal walkways which conveniently connect to multiple tanks.

FEATURES:

- Metal platform and walkways
- Operating industrial lamp
- Connects to multiple tanks for building large fields

(6-24183) Lionelville Esso Gas Station \$149.99



Lionelville Esso Gas Station

The Lionelville Gas Station offers friendly service to both residents and travelers just passing through. A beacon to motorists, the rooftop billboard lights up sequentially, spelling “GAS” in large, neon-like letters. This accessory includes lighted pumps and a detailed interior with a counter and graphics.

FEATURES:

- Lighted interior and pumps
- Rooftop “GAS” sign lights up sequentially with neon effect
- Four figures
- Garage doors lift open
- Dimensions: 12” x 12” x 5”



Four detailed figures included

LIONELVILLE STRUCTURES AND FIGURES

Lionelville People Packs

Now you can populate your favorite Lionel operating accessories with Lionelville People Packs. The detailed, hand-painted figures are made of tough pewter, standing on sturdy bases.

FEATURES:

- Hand-painted pewter
- Average height: 1 3/8"



(6-24193) Railroad Yard People Pack \$20.99




(6-24194) Civil Servants People Pack \$20.99



(6-24197) City Accessory Pack \$20.99



(6-24192) Park Benches People Pack \$20.99



(6-24191) Park People Pack \$20.99



(6-14241) Work Crew People Pack \$20.99



(6-24196) Farm People Pack \$20.99



(6-14218) Downtown People Pack \$20.99



(6-34195) UPS® People Pack \$24.99*



*UPS, the UPS shield, and the color brown are trademarks of United Parcel Service of America, Inc. used under license.

MISCELLANEOUS ACCESSORIES

TrainStage

New from Lionel, a revolutionary way to create a fully operational layout in an instant! Introducing TrainStage.

Forget the plywood and nails. Don't worry about installing complicated electrical circuitry. With TrainStage, you simply unroll the pre-wired mat, set up the decorative diorama, hook up your accessories and track – and start running your trains! Never before has it been so easy to create a scene in any room in your house.

What makes this so simple is the revolutionary “plug-n-play” technology. The 48”x 96” track mat is safely pre-wired; you just plug your accessories into the designated areas and they're ready to operate.

What makes this so practical is that you can set it up whenever and wherever you want – lay it on the floor, put it on a table...then roll it up and store it away when you're done. No longer do you have to devote a whole room in your house to have a fully-functional train layout.

EACH TRAINSTAGE PACK INCLUDES:

- One 48”x 96” pre-wired train mat
- One 24” high diorama with pre-cut tunnels

(Track and accessories sold separately)


CHOOSE FROM TWO DECORATIVE THEMES:

- Wild West
- Scenic Northeast
- Additional TrainStage decorative themes will be available in subsequent catalogs

NEW!




(6-24247) Scenic Northeast \$149.99



(6-24246) Wild West \$149.99




Track and accessories sold separately




**PATENT
PENDING
TECHNOLOGY!**

1. Set up the scenic diorama




2. Unroll the TrainStage

**CHANGE
YOUR LAYOUT
AS OFTEN AS
YOU WANT!**



3. Place your track

**EASY TO SET UP!
EASY TO STORE!**



4. Plug in your accessories

Track and accessories sold separately



Coal Bag

- Safe, simulated coal
- Perfect load for hoppers, gondolas, and coal dump cars
- Approx. 4 oz.

(6-12732) \$4.49



Barrel Pack

- Real wood construction
- Set of six
- Dimensions: 1 1/8" height

(6-12745) \$5.59



Ice Blocks Pack

- For use with the Icing Station and Ice Car
- Set of ten


(6-14240) \$4.99



Die-Cast Metal Sprung Trucks

- Upgrade your rolling stock trucks
- Metal coupler armature
- Quick and easy to install
- Add weight and improve tracking
- Box of two

(6-14078) \$14.99



Die-Cast Metal Sprung Trucks with Rotating Bearing Caps

- Rotating bearing caps
- Upgrade your rolling stock trucks
- Metal coupler armature
- Quick and easy to install
- Add weight and improve tracking
- Box of two

(6-14251) \$15.99



Lubrication/Maintenance Set
 • Includes gear lube, oil applicator, track cleaning fluid, track cleaning eraser and cleaning instructions


(6-62927) \$17.99



Smoke Fluid

• Designed for use with all Lionel locomotives, rolling stock, and accessories that feature smoke units

(6-62909) \$6.89




The Lionel Train Book

How to Build and Operate Your Own Model Railroad

Learn everything you need to know about setting up and maintaining a Lionel layout, and maximize the enjoyment of your Lionel trains, in the pages of the Lionel Train Book. Included in this reference guide are an overview of product development, updated instructions on the setup and use of the TrainMaster Command Control System, track plans for the floor and tabletop, advice on building scenery and structures, wiring and track how-to, help in choosing steam or diesel locomotives and freight or passenger operations, maintenance and restoration tips, techniques, and instructions for operations that best emulate those of prototype railroads.

(6-14190) \$29.95



The Lionel FasTrack Book

This helpful guide explains how to use the Lionel FasTrack track system with more than 100 color photos and diagrams that show how to plan and create layouts for both large and small spaces. Dozens of track plans also show a variety of ways to integrate scenery and Lionel operating accessories to create a realistic layout. From small tabletop layouts, to large floor plans, there are many track ideas for you to explore, including double-track layouts for two trains, layouts to allow reversing trains, and any number of do-it-yourself designs. This book is a must-have for any Lionel train aficionado.

(6-24200) \$31.99



TM

It's here!

The operating system that will completely revolutionize the way we play with trains.



Lionel proudly introduces the Lionel LEGACY™ Control System. A giant step forward for the hobby, the Lionel LEGACY Control System is truly innovative in the way it simplifies the operating process while offering numerous new features and unprecedented control. Only from Lionel!

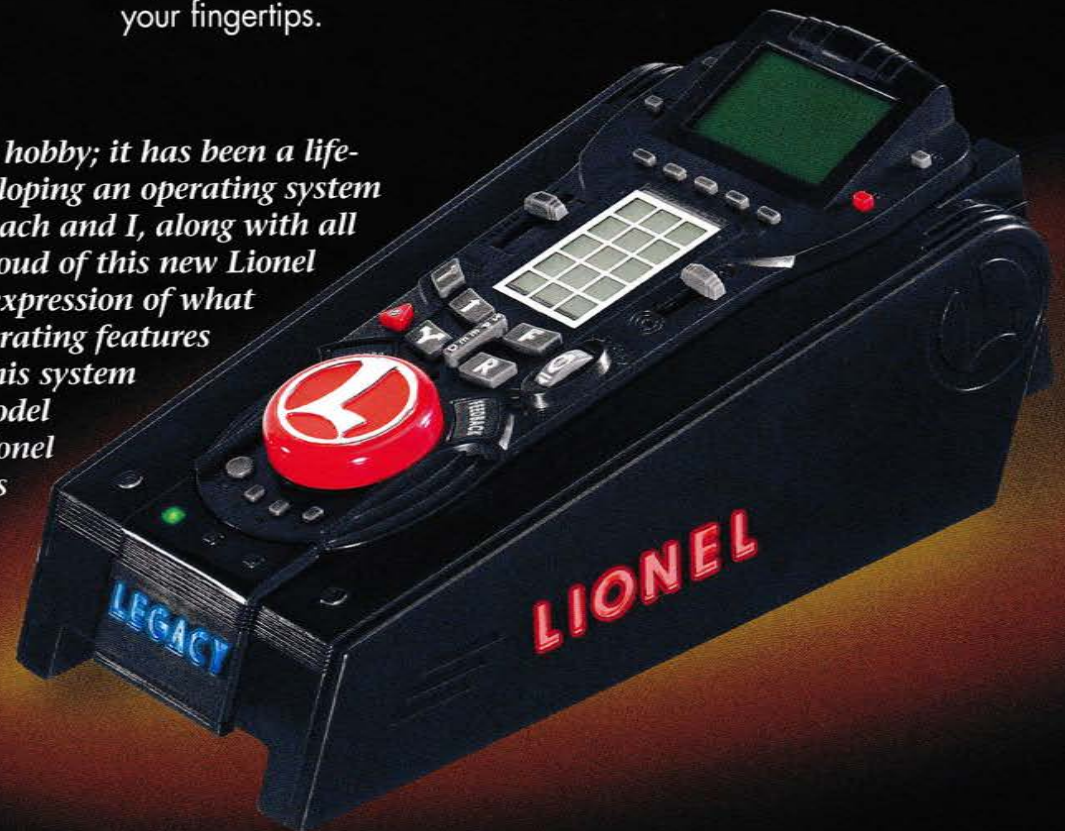
Now you can operate your layout just like a real engineer operates his trains! The harder your train works, the more you hear and feel the effort. Whether you're starting up your locomotives, executing an emergency stop, climbing a hill, rounding a turn or operating your accessories, you can sense and control every aspect of the command. Never before has operating your layout been so easy, so precise, and so much fun!

The Lionel LEGACY Control System, like its predecessor, consists of a base and a handheld remote controller. And as promised, the two systems are totally compatible. In fact, you can use the identical keystrokes in running the new remote controller as you did with the old. But what's so exciting about the Lionel LEGACY Control System is that you'll experience superior "feel" and have so many new operating functions at your fingertips.

For me, model railroading has been more than a hobby; it has been a life-long passion. And for years I have dreamed of developing an operating system that truly models the way real trains run. Lou Kovach and I, along with all the engineers at CTC and Lionel, are exceedingly proud of this new Lionel LEGACY Control System. To me, it's the ultimate expression of what I love about trains: an unprecedented variety of operating features and the feeling of real control. But that's not all. This system is the basis for a whole new way of controlling a model railroad. It is a platform for the future, allowing Lionel to develop even more revolutionary features as years go by.

To me, this is IT! I hope you'll enjoy using it as much as I do. And I hope you'll agree it was worth the wait.

*Best wishes,
Neil Young*



LEGACY.™ One remote. One base.

#991 LEGACY CAB-2 Remote Controller

Featuring a large back-lit LCD screen and vibration to simulate the effort of your locomotive, the revolutionary #991 LEGACY CAB-2 Remote Controller puts full control of the Lionel LEGACY Control System comfortably in the palm of your hand. Plus, you can operate the traditional features on all of your existing locomotives. Whether you are new to Command Control or a seasoned TMCC pro, the LEGACY CAB-2 Remote Controller is simple to use. In fact, if you have used a CAB-1 Remote Controller with traditional TMCC, you don't even need to open the manual to access the basic features!

FEATURES:

- Back-lit LCD screen—the largest on the market
- Back-lit LCD keypad displays numbers or icons for ease of use
- Built-in rechargeable batteries
- Feedback mode—the remote vibrates to reinforce the effort and momentum of your locomotive
- Accepts memory modules from each Lionel LEGACY Control System locomotive

BUILT-IN RECHARGEABLE BATTERIES IN THE CAB-2 REMOTE!

Iconic and Graphic Control Monitoring

Icons and graphs represent the majority of control functions. The icons are large and animated for easy viewing. The graphs are bold and easy to understand at a glance!

- **Speed Graphing**—With the Lionel LEGACY Control System, operators can access a large graph in the remote display window that illustrates the target speed, command speed, rate of acceleration, and train brake settings.
- **Iconic Route Set-Up**—When in route set-up, animated icons form a line across the screen, illustrating the route as it is set up. The switches become animated when the route is thrown.
- **Iconic Train Lash-Up**—Engines are displayed, using icons, in the order that they are assigned to a lash-up. These engine icons can be manipulated to automatically make changes in direction or in the engine order in the lash-up.

Multi-Controller Boost Brake and Direction

This exciting new feature gives completely new braking and boosting from any given speed! Imagine an operating system that works like this:

- Push up to boost...back off a little to hold the new "boosted" speed...release to return to throttle set speed.
- Pull down to brake...back off a little to hold the new "brake" speed...release to return to throttle set speed.
- In the center or "released" position, press down for a direction change.
- If you wish, set the direction function to stall your moving train without changing direction. In this mode, pressing the direction control while your train is stopped will provide a direction change.

Train Brake

Provides more realistic and precise brake control than any other system available.

Record Feature

Use the LEGACY RECORD button to record any action that you want to see repeated.

Velocity Throttle

The velocity throttle changes speed steps faster as it is rotated faster. For example, turning the throttle slowly results in the highest resolution—with 200 speed steps. The train can go from a complete stop to full throttle in either one rotation of the knob or in five rotations, depending on how fast the throttle is turned.

Back-lit LCD Display

The LCD display is exceptionally easy to read. View simple icons representing a wide variety of control functions, route set-ups, and train lash-ups. Access easy to read graphs illustrating numerous speed, acceleration, and brake settings.

Addressing Functions

Select any object on your layout by scrolling through names alphabetically or by simply entering the multiple digit road number painted on the side of your engine. It's that easy! For accessories, you can use the LIONEL two- and three-digit numbers if you like. (For older engines, a simple method of adding the information manually can be used and traditional TMCC addressing is still available.)

Variable Horn Control

As the whistle/horn control is pulled, the horn is played with increasing intensity. Imagine developing your own whistle/horn "signature" and controlling the warning sound in real time!

LCD Touchscreen Keypad

Control the most complicated model railroad layout with unprecedented ease. When addressing, the numbers are visible; during operation, control icons are automatically displayed.



Feedback/Vibration

Feel the remote rumble as your locomotive accelerates and brakes! This incredibly unique control feature reinforces the sense of weight and momentum of the locomotive.

Graphic Adjustable Momentum

Set the momentum of the train or engine to three levels: low, medium, and high. The value of each of these momentum settings is adjustable and unique to that engine or train.



One wire. One system.

Here's all you need to get started...

#990 LEGACY Command Set

The #990 LEGACY Command Set features a #991 LEGACY CAB-2 Remote Controller and a #992 LEGACY Command Base/Charger, the two components you need to get started. Only one LEGACY Command Base/Charger is required per layout.


Like traditional TMCC, the LEGACY Command Base/Charger receives information from the Remote Controller and sends it out to the track via a simple one-wire connection. But that's not all. The LEGACY Command Base/Charger remembers information about your layout, enabling the CAB-2 Remote Controller to display road names and numbers on the LCD screen.

SET INCLUDES:

- #991 LEGACY CAB-2 Remote Controller
- #992 LEGACY Command Base/Charger

COMMAND BASE/CHARGER FEATURES:

- Only one LEGACY Command Base/Charger required per layout
- Simple one-wire connection to your layout
- Built-in dock for recharging CAB-2 Remote Controller
- Stores operating information and settings for your layout



(6-14295) #990 LEGACY Command Set \$299.99

Add additional remotes for your layout...

#993 LEGACY Expansion Set

Need additional remotes? The #993 LEGACY Expansion Set includes a #991 LEGACY CAB-2 Remote Controller and a #994 LEGACY Charger.

SET INCLUDES:

- #991 LEGACY CAB-2 Remote Controller
- #994 LEGACY Charger Base

CHARGER BASE FEATURES:

- Built-in dock for recharging additional CAB-2 Remote Controllers
- Add as many as you like to charge remotes simultaneously



(6-14294) #993 LEGACY Expansion Set \$249.99

#992 LEGACY Command Base/Charger,
#994 LEGACY Charger Base, and other components
lock together at your control panel.



THE FIRST
LOCOMOTIVE
WITH THE
LIONEL LEGACY
CONTROL SYSTEM!

LEGACY Locomotives

Lionel LEGACY Control System locomotives are equipped with unparalleled operating features.

With enhanced sound features and 200 speed steps, the CAB-2 Remote Controller unlocks the potential of these twenty-first century iron horses.

LOCOMOTIVES FEATURE:

High Resolution Speed

All LEGACY engines are fully equipped with 200 SPEED STEPS of speed control. The new dynamic speed system ensures unprecedented smooth, low speed operation.

RailSounds Sound System

Lionel has long been known for its legendary sound system. The new LEGACY RailSounds system enhances and completes the railroading experience. It contains new sounds and commands, making features like the "Variable Horn Control" possible.

Memory Modules


Each new Lionel LEGACY Control System engine or accessory comes with a memory module that loads all of the important information about that engine into the Lionel LEGACY Control System.

COMING SOON...

These core elements (CAB-2 Remote Controller, Base, and Charger) are only the beginning!

Soon you'll be able to buy other cutting-edge enhancements for your Lionel LEGACY Control System, like the layout monitor screen shown here.

As you can see, the system is completely modular. Add as many Lionel LEGACY Control System elements as you like. Every component takes you a step closer to climbing into your locomotive's cab and placing your hand on the throttle. The Lionel LEGACY Control System is here to enhance your model railroading experience—now and for years to come.



LIONEL LEGACY CONTROL SYSTEM COMPONENTS

Use this guide to help you determine what components you'll need to get started with the Lionel LEGACY Control System.



DIRECT TRACK POWER FROM SEVERAL SOURCES TO CONTROL YOUR CONVENTIONAL LOCOMOTIVES!



TMCC Block Power Controller (BPC)

Manage the power in your blocks from the CAB Remote Controller.

- Routes power from any TMCC PowerMaster or TPC to any block of track
- Eliminates the need for multiple PowerMasters or TPCs on each block of track
- Enhances conventional operation by connecting multiple blocks to one TPC, allowing for travel across blocks without having to match the voltage between them
- Is programmable to channel power from four TPCs to two blocks OR from two TPCs to four blocks

(6-14184) \$89.99



THROW SWITCHES AND ACTIVATE ACCESSORIES AT THE PRESS OF A BUTTON!



GOOD



BETTER

TMCC Accessory Switch Controller (ASC)

Operate switches or activate accessories from the CAB Remote Controller.

- Programmable to control up to eight accessories OR four switches
- Controls up to 10 programmed routes in switch mode
- Toggles accessories ON and OFF
- Controls switches from several manufacturers
- Connects to the Command Base

(6-14182) \$89.99

TMCC SC-2 Switch Controller

For more flexibility in controlling switches and accessories, the SC-2 is the perfect choice.

- Programmable to control four switches AND four accessories together OR six switches OR 12 accessories
- Controls up to nine programmed routes
- Toggles accessories ON and OFF
- Controls switches from several manufacturers
- Power supply included
- Communicates with the Command Base without the need for wires

(6-22980) \$99.99



OPERATE MOTORIZED ACCESSORIES WITH PROTOTYPICAL SPEED AND DIRECTION!



TMCC Accessory Motor Controller (AMC)

The AMC gives you control over your accessories like never before. When used in conjunction with lights, the AMC allows you to control bulb brightness from the CAB Remote Controller. When used in conjunction with your accessories' motors, the AMC gives you control over operation. You can spin the cab on a gantry crane with the red knob, or raise and lower the boom with the CAB Remote Controller buttons.

- Precise motor and/or light control
- Operation of accessory speed, direction, or function from the CAB Remote Controller
- Two modes allow you to take fine control of accessory motor functions (e.g., gantry crane cab rotates as you rotate CAB Remote Controller knob in whichever direction you are turning OR accessory operates in its normal way as long as you give it the command to operate)
- Programmable accessory motor speed or light intensity
- Operates up to four motors or up to four lights

(6-14183) \$99.99



**RUN ANY
O GAUGE
LOCOMOTIVE
EVER MADE!**



GOOD

TMCC PowerMaster

Allows you to run non-TMCC locomotives remotely.

- Control non-TMCC locomotives from the CAB Remote Controller
- Vary track voltage
- Change locomotive direction, vary speed, operate whistle and bell
- Regulates up to 135 watts of power or 180 watts of power – customer selectable

(6-24130) \$78.99

Power supply not included



BETTER

TMCC Track Power Controller (TPC) 300

The TPC 300 combines the features of the PowerMaster plus:

- Operates M.T.H.® Proto-Sound® 2.0 locomotives in conventional mode
- Improved operation at low speeds
- Regulates up to 300 watts of power

(6-14189) \$147.99

Power supply not included



BEST

TMCC Track Power Controller (TPC) 400

The TPC 400 combines the features of the TPC 300 plus:

- Regulates up to 400 watts of power

(6-14179) \$199.99

Power supply not included

**ACTIVATE
YOUR
REMOTE-
CONTROL
TRACK
SECTIONS!**



TMCC Operating Track Controller (OTC)

Use the OTC to remove all of the hard-wired Operating Track activation buttons on your layout.

- Operates Remote-Control and Uncoupling Track sections from the CAB Remote Controller
- Uncouples, unloads, or activates operating rolling stock from the touch of a button on the CAB Remote Controller
- Is programmable to operate two Remote-Control Track sections OR four Uncoupling Track sections

(6-14185) \$78.99

**RECORD YOUR
FAVORITE SCENARIOS
AND PLAY THEM
OVER AND OVER
AGAIN!**



TMCC Action Recorder Controller (ARC)

Record layout scenarios using your trains and accessories, and play them back with the touch of a button on the CAB Remote Controller

- Make and save up to eight recordings

(6-14181) \$99.99

**FINE-TUNE
THE
ACCESSORY
VOLTAGE!**



TMCC Accessory Voltage Controller (AVC)

Extend the life of your favorite accessories by fine-tuning the voltage they receive. From the CAB Remote Controller, you can set the voltage that your hooked-in accessories receive from their power source.

- Remote-control voltage setting
- Helps prolong the life of lamps and motors

(6-14186) \$139.99

TRAINmaster
C · O · M · M · A · N · D



TMCC CAB-1 Remote Controller

This wireless, walk-around remote controller gives you complete command at your fingertips. Operate your trains, throw switches, and fire up accessories – all at the touch of a button.

(6-12868) \$73.99



TMCC Command Base

The TMCC Command Base receives digital signals from your CAB-1 Remote Controller and relays the commands across your layout. Only one is required for each layout – no matter how big or how many power blocks you have.

(6-12911) \$73.99

LIONEL LEGACY CONTROL SYSTEM BUYER'S GUIDE **OPERATING CONVENTIONAL LOCOMOTIVES ONLY**

Operating conventional locomotives from your CAB-2 Remote Controller is very simple. Forget about rewiring your trains or spending the day making track connections—installing the Lionel LEGACY Control System is much easier than that!

WHAT YOU NEED

You need these basic components, available from your Authorized Lionel Dealer:

- Choose **one**: PowerHouse Power Supply (6-22983) **OR** another 18-volt transformer with a Power Adapter Cable (6-12893)
- Choose **one**: PowerMaster (6-12867), TMCC Track Power Controller 300 (6-14189), **OR** TMCC Track Power Controller 400 (6-14179)
- #990 LEGACY Command Set (6-14295)

OPERATING BOTH CONVENTIONAL AND COMMAND-EQUIPPED LOCOMOTIVES

Want to operate both conventional and Command-equipped locomotives? No problem! While they can't share the same block of track at the same time, both types of locomotives can operate on your layout.

WHAT YOU NEED

- Choose **one**: PowerHouse Power Supply (6-22983) **OR** another 18-volt transformer with a Power Adapter Cable (6-12893)
- Choose **one**: PowerMaster (6-12867), TMCC Track Power Controller 300 (6-14189), **OR** TMCC Track Power Controller 400 (6-14179)
- #990 LEGACY Command Set (6-14295)

OPERATING ONLY TRAINMASTER COMMAND CONTROL-EQUIPPED LOCOMOTIVES

Operating only Command-equipped locomotives is very simple. With a Command Base and a standard transformer or a PowerHouse Power Supply, you are ready to take control!

WHAT YOU NEED

- Choose **one**: PowerHouse Power Supply (6-22983) and a TMCC Direct Lockon (6-34120) **OR** an 18-volt power supply (we recommend the famous Lionel ZW transformer controller)
- #990 LEGACY Command Set (6-14295)

CONTROLLING THE ENTIRE LAYOUT—SWITCHES, ACCESSORIES, AND ROUTES—FROM THE CAB-1 REMOTE

- **SC-2 Switch and Accessory Controller (6-22980)**
Controls up to twelve accessories or six switches with nine routes.
- **Accessory Switch Controller (6-14182)**
Controls up to eight accessories or four switches with ten routes.
- **Operating Track Controller (6-14185)**
Eliminates the individual Remote-Control Track controllers and control buttons.
- **Block Power Controller (6-14184)**
Acts like a rotary switch to allow you to route power from any PowerMaster or Track Power Controller to your blocks of track.



**GREAT
VALUE!**

Classic TrainMaster Command Set

Here is everything you need to get started with classic TrainMaster Command Control. The CAB-1 Remote Controller (6-12868) allows you to walk around your layout while controlling all of your TrainMaster Command Control equipped locomotives and accessories. The TMCC Command Base (6-12911) receives the signals from the remote and sends your commands across your layout. Only one Command Base is needed per layout, regardless of the number of track power blocks you are controlling. *(Track and accessory power supplies not included.)*

(6-12969) \$147.99

TO RUN NON-COMMAND LOCOMOTIVES REMOTELY, ADD A TMCC POWERMASTER, TPC 300, OR TPC 400.





Power Adapter Cable

The Power Adapter Cable connects your transformer to a PowerMaster (6-24130) for operating TMCC and non-TMCC equipped locomotives.
(6-12893) \$8.99



Command Base Cable

The Command Base Cable connects a TMCC controller to the Command Base (6-12911).
(6-14191) 6 ft. \$10.59
(6-14195) 20 ft. \$11.99



TMCC TPC Cable Set

The TMCC TPC Cable Set connects parallel PowerHouse transformers to the TPC 300/400. The set also includes adapter plugs to wire your transformer to the TPC 300/400.
(6-14194) \$13.99



TMCC Direct Lockon

Connect your PowerHouse Power Supply directly to the track with the TMCC Direct Lockon. Featuring a selectable current setting (for the 135-Watt or 180-Watt PowerHouses), the Direct Lockon eliminates the need for a PowerMaster if you run only TMCC-equipped locomotives. For added safety, the Direct Lockon provides over-current protection and an automatic reset. It is compatible with both Lionel FasTrack and O/O27 track systems. Includes power wire with FasTrack connectors and one standard Lionel Lockon.
(6-34120) \$44.99



3-Wire Command Base Cable

The 3-Wire Command Base Cable connects the TMCC ARC to the Command Base (6-12911).
(6-14192) \$11.59
USE COMMAND BASE CABLE 6-14191 OR 6-14195 FOR LAYOUTS THAT DO NOT INCLUDE A TMCC ARC.



Controller to Controller Cable

The Controller to Controller Cable connects the TMCC controllers together.
(6-14193) 1 ft. \$4.19
(6-14196) 6 ft. \$6.99
(6-14197) 20 ft. \$9.49





ZW and PowerHouse Power Supply Set

There's only one ZW. No single product has come to symbolize the legend of Lionel more than the Lionel ZW. Molded to original dimensions in classic phenolic resin, the ZW can run up to four trains at the same time on different layouts, plus accessories. The two engineer-type handles provide independent control of two variable voltage circuits, each with built-in whistle, direction, and bell controls. Two additional accessory circuits can be set by means of dial-type controls to any desired voltage. Or if you prefer, you can control all four outputs with a single handle!

The ZW controller can be powered by any combination of one to four 135-Watt or 180-Watt Lionel PowerHouse Power Supplies. And if you use the TrainMaster Command Control system, you can adjust each output using your walk-around remote control up to the level pre-set by its corresponding ZW handle. It's a great way to help less-experienced railroaders keep their trains under control while enjoying the thrill of independent remote-controlled operation.

Offered with two 180-Watt PowerHouse Power Supplies, this ZW package provides the power and control you dream of for your vintage or state-of-the-art Lionel locomotives and accessories.

(6-32930) \$429.99



Includes two
180-Watt PowerHouse
Power Supplies



180-Watt PowerHouse Power Supply

Power your railroad empire with an advanced 180-Watt PowerHouse Power Supply. UL®-listed for safe operation, this mighty power supply is perfect for your TMCC Track Power Controller or Direct Lockon.

(6-22983) \$99.99



**ADJUSTABLE
ACCESSORY
OUTPUT**

**PERFECT FOR
ACCESSORIES**



1.8 Amp Accessory Transformer

Power your Lionel accessories with the 1.8 Amp Accessory Transformer. This affordable power supply features variable AC voltage so you can supply the right amount of power to your accessories.

(6-32923) \$36.99

CW-80 80-Watt Transformer

Enjoy operating your favorite locomotives, train sets, and accessories with the CW-80 80-Watt Transformer. From the handsomely designed controller, reminiscent of the famous Lionel ZW, you control speed and power by raising and lowering the engineer handle. Operate your favorite features with the bell, whistle/horn, and direction buttons. On the rear of the unit, you will find a 0-18 volt variable AC output, as well as a programmable AC output for accessory operation. Simply set the accessory voltage to your desired output, and your accessory operates at that output until you turn the unit off—even when you stop the train! Perfect for train sets and small- to medium-sized layouts, the CW-80 provides the power you need to enjoy all your Lionel favorites.

(6-14198) \$124.99




FasTrack®

Offering innovation, variety, ease-of-use, and a fantastic prototypical look, the FasTrack track system brings your Lionel layout to life like never before. Its flawless performance and endless flexibility make it appealing to first-timers and seasoned pros alike.

Consider the advantages:

- A** Easy, snap-together locking mechanism for sure connections.
- B** Patented center half-pin allows for track orientation in either direction without the need for moving pins from one end to the next.
- C** Two terminals under each piece of straight track and one terminal under each piece of curved track for transformer and/or accessory power connections – no Lockons required!
- D** Curves are O-36 to give locomotives a more realistic appearance around corners. The larger diameter also allows for the operation of larger locomotives than is possible on O-27 or O-31 curves.
- E** Switches feature 100% non-derailing capability, regardless of which direction they are thrown.

From larger diameter curves and operating switches, to trestle sets and integrated track accessories, FasTrack will give you greater flexibility than ever before.



Accessory Hook-ups and Operation — with FasTrack, it's Simple!

Hook-ups

Under the roadbed of all straight and curved sections are electrical terminals. You can hook up to these terminals in different ways.

- If you already have wire for your accessories, or you have pre-wired accessories, purchase 18-gauge quick connectors from your local electronics supply store. Strip wires back approximately 1/4", insert wire into the quick connector, and crimp it into place.
- If you have an accessory and no wires, purchase a ready-made Accessory Power Wire (6-12053) from your dealer. This wire is shown on page 217.

Operation

- Use a 153IR controller. The 153IR works the same way it does for O-27 and O gauge operation, with the power Lockon connector removed. Follow the instructions to hook up the accessory, and power your accessory as outlined left.
- Or use the FasTrack Accessory Activator Pack, which includes one insulated 10" straight track section and two 5" isolated track sections. Hook up your accessory to the insulated section as outlined left. The isolated sections have a break in the center of one track rail. As a train passes over this break, its wheels complete the circuit and power is



Electrical terminals





18-gauge quick connector



Wire attached to terminal

supplied to the entire length of track in between the breaks of the isolated sections – including the insulated section placed between them. To increase the length of time over which the accessory operates, simply add more insulated track sections between the two isolated sections. This technique is the equivalent of using Lionel insulated track sections in O/O-27, and is used only with accessories that perform one function in an on/off manner (e.g., Crossing Gate, Auto Gateman, etc.).

FASTRACK TRACK PACKS


 Included with train set
 Additional track pack pieces

Inner Passing Loop Add-on Track Pack

Layout dimensions: 39 1/2" x 70 1/2"
 Track Pack includes:

DESCRIPTION	QTY.
O36 Curve (6-12015)	2
RH Manual Switch w/Quarter Curve (6-12018)	1
LH Manual Switch w/Quarter Curve (6-12017)	1

(6-12028) \$86.89



Outer Passing Loop Add-on Track Pack

Layout dimensions: 49 1/2" x 70 1/2"
 Track Pack includes:

DESCRIPTION	QTY.
10" Straight (6-12014)	5
O36 Curve (6-12015)	2
RH Manual Switch w/Quarter Curve (6-12018)	1
LH Manual Switch w/Quarter Curve (6-12017)	1

(6-12031) \$99.99






Figure 8 Add-on Track Pack

Layout dimensions: 39 1/2" x 90 1/2"
 Track Pack includes:

DESCRIPTION	QTY.
O36 Curve (6-12015)	4
5" Straight (6-12024)	4
90-Degree Crossover (6-12019)	1

(6-12030) \$58.19



Siding Track Add-on Track Pack

Layout dimensions: 39 1/2" x 70 1/2"
 Track Pack includes:

DESCRIPTION	QTY.
10" Straight (6-12014)	3
Uncoupling Track (6-12020)	1
Earthen Bumper (6-12059)	1
LH Manual Switch w/Quarter Curve (6-12017)	1

(6-12044) \$91.99

FastTrack®


Straight Track Sections



1 3/8" Track Section
(6-12073) \$3.99



1 3/8" Track Section Without Roadbed
(6-12074) \$3.99



10" Straight Track
(6-12014) \$4.19

5" Half Straight Track
(6-12024) \$3.99

4 1/2" Straight Track
(6-12025) \$3.99

1 3/4" Straight Track
(6-12026) \$3.99

30" Straight Track
(6-12042) \$12.69

10" Straight Track 4-Pack
(6-12032) \$17.99

Curved Track Sections

O36 Curved Track
(8 pieces per circle)
45-Degree section
(6-12015) \$4.19

O36 Half Curved Track
(16 pieces per circle)
22 1/2-Degree section
(6-12022) \$3.99

O36 Quarter Curved Track
(32 pieces per circle)
11 1/4-Degree section
(6-12023) \$3.99

O48 Curved Track
(12 pieces per circle)
30-Degree section
(6-12043) \$3.99



O60 Curved Track
(16 pieces per circle)
22 1/2-Degree section
(6-12056) \$5.99


O72 Curved Track
(16 pieces per circle)
22 1/2-Degree section
(6-12041) \$5.99

O72 Half Curved Track
(32 pieces per circle)
11 1/4-Degree section
(6-12055) \$4.99

O84 Curved Track
(32 pieces per circle)
11 1/4-Degree section
(6-12061) \$5.99

O36 Curved Track 4-Pack
(Creates a half-circle)
(6-12033) \$17.99

Specialty Track Sections



Transition Piece

- Connects with traditional O gauge track
- Length: 5"


(6-12040) \$7.99



Block Section

- Used to make an isolated track block
- Wires jump the breaks in the track on the underside of the roadbed

(6-12060) \$7.99



Terminal Section

- Includes wires that connect the track to your transformer
- Length: 10"

(6-12016) \$6.89



Uncoupling Track

- Central magnet is activated by remote control
- Includes a Half Straight Track section
- Length of each section: 5"

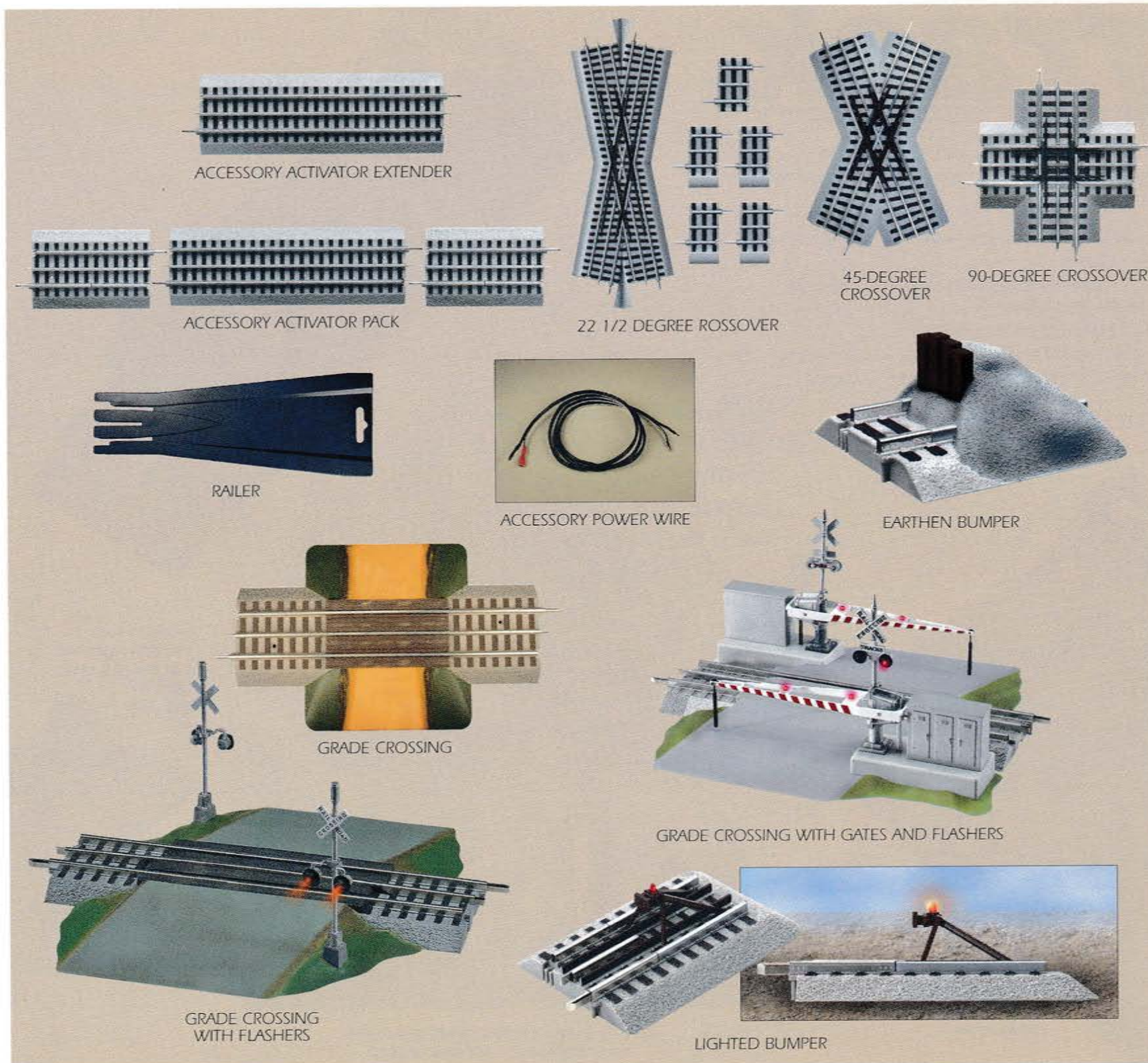
(6-12020) \$35.99



Operating Track

- Central magnet and control rails are activated by remote control (included)
- Length: 10"

(6-12054) \$36.89



Accessory Activator Extender

- Length: 10"
- (6-12027) \$3.99

Accessory Activator Pack

- Includes one 10" Insulated section and two 5" Isolated sections
- (6-12029) \$11.99

22 1/2-Degree Crossover

- Removable 1 3/8" extensions
- Length: 17" X 17"
- (6-12050) \$39.99

45-Degree Crossover

- Length: 10" x 10"
- (6-12051) \$20.89

90-Degree Crossover

- Length: 6" x 6"
- (6-12019) \$19.99

Railer

- Length: 10"
- Also compatible with traditional O gauge and O-27 gauge track
- (6-12039) \$7.99

Accessory Power Wire

- (6-12053) \$4.99

Earthen Bumper

- Length: 3 5/8"
- Real wood bumper, two per package
- (6-12059) \$7.99

Grade Crossing

- Length: 10" track section, 6 1/4" wide road section, two per package
- (6-12036) \$11.99

Grade Crossing with Gates and Flashers

- Features operating crossing gates, flashers, and bell sounds
- Length: Approx. 10", 6 1/4" road section
- (6-12062) \$139.99

Grade Crossing with Flashers

- Features two flashing signals and bell
- Length: 10" track section, 6 1/4" road section
- (6-12052) \$79.99

Lighted Bumper

- Two per package
- Length: 5"
- (6-12035) \$25.99

FastTrack[®]


Bulletproof switches are the foundation of any track system. They allow you to grow and expand your layout. Lionel FasTrack switches are second to none when it comes to durability and innovative, industry-leading features. Consider the following:

- Flawless non-derailing function allows trains to keep running regardless of switch position
- Plug and play using track voltage or auxiliary power
- Auxiliary power and TMCC (ASC and SC-2) terminals are conveniently located under the roadbed base, making all connections invisible from above
- Remote switch controllers conveniently lock together for easy access
- Interchangeable number inserts allow you to instantly find the switch you want to control
- Red and green LEDs indicate switch position on remote switches—no need to change light bulbs or worry about heat build up



Remote switch controllers snap together

FasTrack switches raise the bar in performance and features for maximum enjoyment of your trains. Build the layout of your dreams today!



Identify your switches with convenient interchangeable number inserts



Lantern base is interchangeable—can move to the right or left side






O36 MANUAL SWITCH—LEFT HAND
Length: 10" Straight, 33 3/4-Degree turnout

(6-12017) \$37.99

Includes 1/4 curve to complete O36 45-Degree curve



O36 MANUAL SWITCH—RIGHT HAND
Length: 10" Straight, 33 3/4-Degree turnout

(6-12018) \$37.99


Includes 1/4 curve to complete O36 45-Degree curve

O48 REMOTE SWITCH—LEFT HAND
Length: 15" Straight, 30-Degree turnout

(6-12065) \$89.99


O48 REMOTE SWITCH—RIGHT HAND
Length: 15" Straight, 30-Degree turnout

(6-12066) \$89.99



O72 REMOTE SWITCH—LEFT HAND
Length: 15 5/8" Straight, 22 1/2-Degree turnout with removable 1 3/8" extensions

(6-12048) \$89.99




O72 REMOTE SWITCH—RIGHT HAND
Length: 15 5/8" Straight, 22 1/2-Degree turnout with removable 1 3/8" extensions

(6-12049) \$89.99




Realistic switch lamp




O60 REMOTE SWITCH—LEFT HAND
Length: 14 1/2" Straight, 22 1/2-Degree turnout with removable 1 3/8" extensions

(6-12057) \$89.99



O60 REMOTE SWITCH—RIGHT HAND
Length: 14 1/2" Straight, 22 1/2-Degree turnout with removable 1 3/8" extensions

(6-12058) \$89.99



O36 REMOTE SWITCH—LEFT HAND (ABOVE)
Length: 10" Straight, 33 3/4-Degree turnout


(6-12045) \$79.99

Includes 1/4 curve to complete O36 45-Degree curve

O36 REMOTE SWITCH—RIGHT HAND
Length: 10" Straight, 33 3/4-Degree turnout


(6-12046) \$79.99

Includes 1/4 curve to complete O36 45-Degree curve




O72 WYE REMOTE SWITCH
Length: 12", 22 1/2-Degree wye with removable 1 3/8" extensions

(6-12047) \$83.99



Connectors for auxiliary power and TMCC operation

O-27 AND O GAUGE TRACK SYSTEMS



LIONEL O-27 AND O GAUGE TRACK

Lionel O gauge track systems – which include O, O-27, and FasTrack – all measure 1 1/4" between the outer rails. Any O gauge car or locomotive can ride on Lionel O gauge track, as long as the curve track used on your layout can accommodate your particular cars.

O-27 Gauge Track:

This track comes in 27" diameter curves, so you can do more in a tighter space.

O Gauge Track:

Compared to O-27 track, the rails are slightly taller. O gauge track doesn't come in 27" diameter curves, but it does come in variety of larger curves for the biggest layouts.

NOTE: Larger locomotives and cars will not negotiate tighter curves. Check the "Minimum Curve" in each item's catalog listing.

FasTrack:

See page 214.

Looking for Ideas?

Since Lionel offers such a wide variety of track shapes and sizes, there is almost no limit to the layout you can design and build. If you'd like some suggestions, you can pick up a Lionel Track Pack – it includes all the track you need to make our most popular layouts.

High Conductivity Rails:

Lionel track is designed for maximum conductivity, making it easy to set up, minimizing problems, and maximizing the effectiveness of Lionel Magne-Traction – our exclusive traction and adherence system. Track that is not made by Lionel may consist of materials that are significantly less conductive.

Rail Shape:

Your train wheels take a lot of wear and tear rolling over metal rails. Lionel track rails are shaped to minimize this wear. Other track systems may cause your wheels to wear out faster.



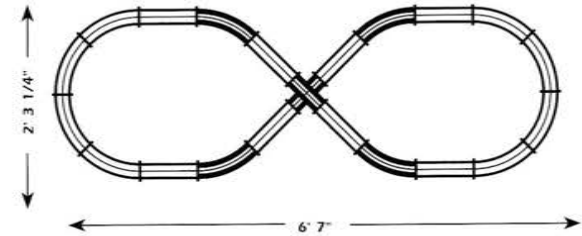

**VARIETY, RELIABILITY & VALUE
YOU CAN GROW WITH!**

Figure 8 Add-On Track Pack
(O-27 Gauge)

Add this track to your oval to create a figure 8 layout. Requires an existing starter set oval of track.

- 1 - 90-degree crossover (6-65020)
- 4 - pieces curved track (6-65033)

(6-22966) \$15.39



Double-Loop Add-On Track Pack
(O-27 Gauge)

Add this track to your oval to create a double loop, an oval with two inside sidings, or a double oval. Requires an existing starter set oval of track.



- 2 - pieces curved track (6-65033)
- 10 - pieces straight track (6-65038)
- 1 - right hand manual switch (6-65022)
- 1 - left hand manual switch (6-65021)

(6-22967) \$57.99

Manual Switch-Right



Manual Switch-Left



Deluxe Complete Track Pack
(O Gauge)

This complete O gauge track set will allow you to create the detailed layout shown. No additional track is required.

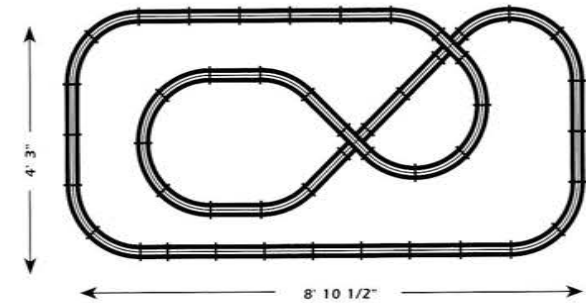
- 20 - pieces curved track (6-65501)
- 22 - pieces straight track (6-65500)
- 2 - 90-degree crossovers (6-65540)
- 1 - half straight (6-65505)

(6-22969) \$109.99

2 90° Crossovers



1 Half Straight Section



O-27 AND O GAUGE TRACK SYSTEMS

O-27 Track Selections

Steel Pins	O-27 Gauge (6-65042)	\$2.49
Fibre Pins	O-27 Gauge (6-65041)	\$2.49

Straight Track



1/2 Straight Track
Length: 4 7/8"
(6-65019) \$1.19



Straight Track
Length: 8 3/4"
(6-65038) \$1.59



Extra-Long Straight Track
Length: 35"
(6-65024) \$4.59

Curved Track



1/2 Curved Track
Length: 5 7/16"
(6-65014) \$1.19



27" Diameter Curved Track
(8 pieces per circle)
Length: 9 5/8"
(6-65033) \$1.59



42" Diameter Curved Track
(12 pieces per circle)
Length: 10 7/8"
(6-65049) \$2.49



54" Diameter Curved Track
(16 pieces per circle)
Length: 14 1/2"
(6-65113) \$2.79


Specialty




Insulated Track
Length: 8 3/4"
(6-12841) \$4.69




45-degree Crossover
Length: 10 1/4" x 10 1/4"
(6-65023) \$9.89



90-degree Crossover
Length: 7 3/8" x 7 3/8"
(6-65020) \$9.89




Uncoupling Track
Length: 8 3/4"
(6-65149) \$10.89




Remote-Control Track with UCS Controller
Length: 8 3/4"
(6-12746) \$22.99


Switches



27" Path Manual Switch
Length: 8 3/4" straight
(6-65021) **Left Hand** \$23.59
(6-65022) **Right Hand** \$23.59



27" Path Remote-Control Switch
Length: 8 3/4" straight
(6-65121) **Left Hand** \$39.99
(6-65122) **Right Hand** \$39.99




42" Path Remote-Control Switch
Length: 13 5/8" straight
(6-65167) **Left Hand** \$57.99
(6-65168) **Right Hand** \$57.99

O-27 AND O GAUGE TRACK SYSTEMS

Steel Pins	O Gauge	(6-65551)	\$2.49
Fibre Pins	O Gauge	(6-65543)	\$2.49

O Gauge Track Selections

Straight Track



1/2 Straight Track
Length: 5 1/2"
(6-65505) \$1.79




Straight Track
Length: 10"
(6-65500) \$2.29




Extra-Long Straight Track
Length: 40"
(6-65523) \$6.99

Curved Track



1/2 Curved Track
Length: 6"
(6-65504) \$1.79



31" Diameter Curved Track
(8 pieces per circle)
Length: 10 5/8"
(6-65501) \$2.29



54" Diameter Curved Track
(16 pieces per circle)
Length: 10 3/8"
(6-65554) \$4.09



42" Diameter Curved Track
(12 pieces per circle)
Length: 10 1/2"
(6-12925) \$3.49



72" Diameter Curved Track
(16 pieces per circle)
Length: 14"
(6-65572) \$4.99


Specialty



Insulated Track
Length: 10"
(6-12840) \$7.19



Remote-Control Track
Length: 10"
(6-65530) \$35.19



45-degree Crossover
Length: 11 3/4" x 11 3/4"
(6-65545) \$15.39




90-degree Crossover
Length: 8 5/16" x 8 5/16"
(6-65540) \$15.39

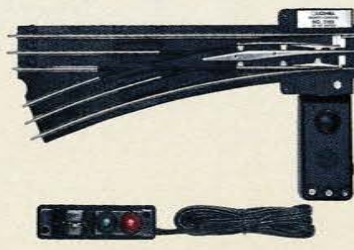
Switches



31" Path Remote-Control Switch
Length: 10" straight
(6-14062) **Left Hand** \$69.99
(6-14063) **Right Hand** \$69.99



42" Path Remote-Control Switch
(6-12080) **Left Hand** \$74.99
(6-12081) **Right Hand** \$74.99



72" Path Remote-Control Switch
Length: 14 1/4" straight
(6-65166) **Left Hand** \$115.99
(6-65165) **Right Hand** \$115.99

O Gauge Lockons

Lockon
(6-62900) \$3.19



Lockon with Wires
(6-62905) \$6.19



Lighted Lockon
(6-14112) \$5.99



Universal Lockon
(6-24213) \$3.19



O Gauge Track Clips

- Keep your O gauge track sections together with these easy-to-use, slide-on clips
- Perfect for keeping temporary or floor layouts together
- Box of 12

(6-12743) \$9.39



O-27 Gauge Track Clips

- Keep your O-27 track sections together with these easy-to-use, slide-on clips
- Perfect for keeping temporary or floor layouts together
- Box of 12

(6-62901) \$9.39



Large Scale Track

Straight Track

- Length: 11 3/4"

(8-82000) \$4.99

Curved Track

- Length: 13"
- 12 pieces make a 4.3-foot diameter circle

(8-82001) \$4.99

Wide Radius Curved Track

- Length: 16"
- 12 pieces make a 5.3-foot diameter circle

(8-82004) \$4.99

Lockon with Wires

- Designed for quick, positive connections between transformers, track, and accessories

(8-82101) \$6.99

AMERICAN FLYER AND G GAUGE TRACK

American Flyer S Gauge Track Selections

Steel Pins	S Gauge	(6-49831)	\$1.95
Fibre Pins	S Gauge	(6-49830)	\$1.95




Curved Track
 (12 pieces per 5 1/4" diameter circle)
 (6-49827) \$3.45



Straight Track
 Length: 10"
 (6-49828) \$3.45


Universal Lockon

(6-24213) \$3.19



Straight Track
 Length: 36"
 (6-49829) \$9.45


G Gauge Track Selections



Straight Track 6-Pack
 Length: 8 1/2" each
 (7-11039) \$9.99



Curved Track 6-Pack
 (Creates a half circle)
 (7-11040) \$14.99



Snow-Covered Straight Track 4-Pack
 Length: 8 1/2" each
 (This track is compatible with 7-11000 Holiday Tradition Express only)
 (7-11038) \$13.99



For more than 30 years, the Lionel RailRoader Club has provided its members with exclusive Lionel news, special promotions, merchandise discounts and Lionel catalogs. This is your opportunity to join thousands of others in this legendary club.

TO JOIN THE LIONEL RAILROADER CLUB:

Write to: Lionel RailRoader Club, P.O. Box 748, New Baltimore, MI 48047,

Call (586) 949-4100 or visit www.lionel.com



Your membership includes these great club benefits for a whole year!

- ✓ Quarterly issues of Inside Track featuring Lionel news, special promotions, and opportunities to purchase exclusive LRRC cars.
- ✓ Lionel and K-Line by Lionel Catalogs delivered to you right off the press, arriving just after our dealers receive them!
- ✓ Collectible, annual Club Button and LRRC Membership Card.
- ✓ 10% discount on purchases at our Lionel Visitor's Center in Michigan (reservations required).



At Lionel, we are committed to providing our customers with superior-quality products and service. It is a commitment shared by our many Lionel Authorized Dealers and Lionel Authorized Service Centers around the country. To locate a Dealer or Service Center near you, call 1-800-4LIONEL (1-800-454-6635). Or, call the Lionel Customer Service Center at 586-949-4100. You can also e-mail us at talktous@lionel.com or visit our website at www.lionel.com. Our knowledgeable staff is always eager to help you fully enjoy the magical world of Lionel model trains.

50625 RICHARD W. BOULEVARD
CHESTERFIELD, MICHIGAN
48051-2493
UNITED STATES OF AMERICA
PHONE: 586-949-4100
E-MAIL: TALKTOUS@LIONEL.COM
WWW.LIONEL.COM

COPYRIGHT ©2007 LIONEL L.L.C.

HARRY POTTER, characters, names and related indicia are trademarks of and © Warner Bros. Entertainment Inc. Harry Potter Publishing Rights © JKR. (s07)



\$5.00

