

LIONEL 2006 TRAIN CATALOG VOLUME 1

WWW.LIONEL.COM







## TABLE OF CONTENTS

Welcome to the first Lionel catalog for 2006 . . . . .	1	Traditional Freight Cars . . . . .	92
A Guide to Product Features . . . . .	2	Standard O Freight Cars . . . . .	98
Some Lionel Basics . . . . .	4	Operating Cars . . . . .	114
Ready-To-Run Train Sets . . . . .	6	Traditional Passenger Cars . . . . .	122
Thomas & Friends . . . . .	10	Standard O Passenger Cars . . . . .	124
North Pole Central Christmas Train . . . . .	12	American Flyer . . . . .	130
The Polar Express . . . . .	14	Operating Accessories . . . . .	140
Ready-To-Run Train Sets . . . . .	16	Mainline Trackside Accessories . . . . .	158
NASCAR . . . . .	26	Traditional Trackside Accessories . . . . .	160
Premium Train Sets . . . . .	34	Trainmaster Command Control . . . . .	164
Traditional Steam Locomotives . . . . .	52	Power . . . . .	168
Standard O Steam Locomotives . . . . .	60	FasTrack Track System . . . . .	170
Joshua Lionel Cowen Series Allegheny . . . . .	70	O-27, O Gauge and Large Scale Track . . . . .	176
Traditional Diesel Locomotives . . . . .	72	Miscellaneous Maintenance Accessories . . . . .	180
Standard O Diesel Locomotives . . . . .	78	Lionel Railroader Club . . . . .	181
Electric Locomotives . . . . .	88		

The following Lionel marks are used throughout this catalog and are protected under law. All rights reserved.


Lionel®, TrainMaster®, Odyssey®, RailSounds®, CrewTalk™, TowerCom™, DynaChuff™, StationSounds™, Pullmor®, ElectroCoupler™, Magne-Traction®, CAB-1® Remote Controller, American Flyer®, Lionel ZW®, ZW®, MagniVision®, TMCC®, Lionelville™, Wireless Tether™, Powerhouse™, LionMaster®, B1-1 Powerhouse®, Provermaster®, Powerstation-Powerhouse®, Accessory Motor Controller™, AMC™, Accessory Switch Controller™, ASC™, Action Recorder Controller™, ARC™, Track Power Controller 400™, TPC 500™, Track Power Controller 400™, TPC 400™, Block Power Controller™, BPC™, Operating Track Controller™, OTC™, FatBoy™, Lionel Lines™, Joshua Lionel Cowen Series™, Lionel Kiddie City®, Lionel Plugworl®, Lockon®, TrainSounds™, MultiFern™, MultiWhish™, Choo-choo™

The name FasTrack® is used with permission from Pitco, Inc.

Pitman® is a registered trademark of Pitman, a PennEngineering company.

Any reproduction, transmission or dissemination of the material herein is strictly prohibited. Trademarks owned by Lionel L.L.C. are indicated throughout this document. Items depicted in this catalog are subject to change in price, color, size, design and availability. Verify features on product package. Retail prices are suggested. See your Authorized Lionel Dealer for more information.





Dear Friends,

**T**his is my third catalog since I joined Lionel last year, but it's just as exciting to look at the unveiling of our upcoming product line as it was the first time.

I hope you'll agree that this first 2006 catalog has something for everyone. To start, we have locomotives built to meet the needs of all Lionel enthusiasts. The "Milwaukee" type 4-4-2 steam locomotive dressed for Hiawatha service is a spectacular piece, and we're offering it with a series of beautifully crafted passenger cars complete with a "Beaver Tail" observation car. Because you've been clamoring for it, we've added the Cab Forward to the LionMaster roster for operation on O-31 layouts. There's also a handsome silver "Congressional" GG1 in the electric locomotive category. Finally, we've rounded out our selection with a group of E7 and F7s – plus "Breakdown" B-units that simulate engine failure with an interactive sequence similar to the bot box reefer.

We've also added some exciting new Ready-to-Run sets to the line. In fact, we've teamed up with a pop culture titan to create two sets that we hope will fast become icons in the train business as well. NASCAR is the fastest growing sport in the world, boasting millions of eager fans. We've created two sets inspired by the excitement and spectacle of this popular sport, but with our own special model train point of view. Who better than Lionel to haul the NASCAR race-week experience into homes across the country? These sets feature trains as dazzling as any NASCAR vehicle, complete with diesel locomotives, tank cars, boxcars, flatcars, and cabooses like you've never seen before. What's more, fans can add to the basic sets by getting one of six expansion packs, each featuring a top legend of the

sport: Dale Earnhardt, Sr., Dale Earnhardt, Jr., Jeff Gordon, Jimmie Johnson, Kasey Kabne, and 2005 Champion, Tony Stewart.

And that's just the beginning. There's so much more to look for:

- An expanded collection of space and military items, including Postwar and modern offerings in the locomotive, rolling stock, and accessory categories
- Cabooses and baggage cars with the Lionel TrainSounds sound system – the crew dialog and sound effects are incredibly true-to-life
- Plus brand new freight cars – don't miss the new die-cast high capacity three-bay open hoppers
- For the 60th anniversary of Gilbert American Flyer S gauge, the American Flyer line features an Alton Limited train set with a new Pacific locomotive and new heavyweight passenger cars

As always, we hope you like what you see and that you'll continue to find the variety and quality you've come to expect from Lionel.

Best wishes,

*Jerry Calabrese*

Jerry Calabrese  
President & CEO  
Lionel L.L.C.





## A Guide to Product Features

At Lionel, we are proud to present the finest, most advanced locomotives—powerful models with tried-and-true performance and cutting-edge technology. Over the years, we have revolutionized this great hobby with advances in locomotive traction, train operation, and on-board sounds. Lionel trains feel more and more like the real railroad. Use this guide to learn about the incredible features of Lionel locomotives.

### ■ OPERATION

#### ■ Transformer Control

All Lionel locomotives—from the most sophisticated to the most basic—can be controlled by a standard transformer. Even older transformers can run our most advanced models.



#### ■ TrainMaster Command Control

Locomotives equipped with the incredible TrainMaster Command Control system are controlled by the commands from your CAB-1 Remote Controller, giving you the freedom to operate your trains while walking around your layout. Unlock the advanced sounds and features of your Command-equipped locomotives and, better yet, operate multiple units on the same track, at the same time! Installation is as easy as hooking up a transformer, and operation is simple to learn.



#### ■ ElectroCouplers (TrainMaster Command Control required)

Open these couplers anywhere on the layout—without uncoupling track sections. The CAB-1 Remote Controller activates the ElectroCouplers with the TrainMaster Command Control system. Also, be sure to listen for authentic sounds of the coupler in operation with the RailSounds sound system.



#### ■ Odyssey System

Heavy loads and steep grades are no problem for locomotives equipped with the Odyssey System, “cruise control” for your locomotive. Odyssey System, equipped locomotives will maintain the speed that you set. Watch your locomotive as it creeps through the yard or fights up a grade without hesitation, regardless of the long string of cars behind it.



#### ■ Wireless Tether Connection

Looking to enhance the appearance of Lionel steam locomotives, we developed the exclusive infrared Wireless Tether connection so that the locomotive and tender can communicate without cumbersome wiring between the units. Lionel steamers are the only locomotives in O gauge offering this special feature.



#### ■ Magne-Traction

Always on the cutting edge of model railroad technology, Lionel developed the Magne-Traction track gripping system in 1950. The wheels are actually magnetized, increasing track adhesion for extra traction and stability around curves. On some locomotives, Traction Tires on one or more of the powered driving wheels provide extra strength and stability for hauling long strings of cars. Traction Tires grip the rails, enhancing tractive effort for extra pulling power.

### ■ SOUND AND SMOKE



#### ■ RailSounds

Widely regarded as the industry standard, the impressive RailSounds sound system brings the real sounds of the railroad to your layout. From the mechanical symphony of the locomotives, to the commotion of the station, you will be impressed by the digitally recorded samples of these special and authentic sounds.

#### ■ MultiHorn/MultiWhistle

The sounds of the horn or the whistle actually change with each blast—just like the real thing. From the short, trumpet-like blasts of a diesel horn, to the breath-taking cries of the steam whistle, these familiar sounds replicate the magic of the rails.

#### ■ Braking Sounds

Press the BRAKE button on your TMCC CAB-1 Remote Controller or rapidly decrease your throttle and listen for the screeching of your locomotive's brakes.

#### ■ Start-up and Shut-down

Fire up your locomotive just like the real thing! Listen as the diesel engine turns over or the steam locomotive comes to life. You will also hear the sounds of the giant locomotive gradually fade away when you turn off power.

#### ■ Steam Let-off/Blow-off

(TrainMaster Command Control required)

At the press of a button, your steam locomotive will replicate the sound of hot steam being released from the cylinders.

#### ■ Diesel RPM

Throttle up your locomotive and listen as the locomotive's RPMs increase. While the RPM sounds automatically intensify with the speed of the engine and the power supplied to the track, you can also fine-tune the levels with your CAB-1 Remote Controller.

#### ■ DynaChuff

A favorite feature among steam fans, DynaChuff is the varying intensity of the locomotive's chuffing, synchronized with the speed of the locomotive.

#### ■ CrewTalk Communication

(TrainMaster Command Control required)

This is radio communication inside your locomotive, caboose, and other cars. Operate several CrewTalk-equipped locomotives with CrewTalk-equipped rolling stock, and you will find that these messages are sequenced to sound as though personnel stationed at different parts of the train are radioing each other.

#### ■ TowerCom Announcements

(TrainMaster Command Control required)

“1361, you're clear for departure.” Locomotives equipped with TowerCom feature a specialized announcement or announcements from the tower to your locomotive. Many TowerCom announcements include your locomotive's road name and number.



## ▪ StationSounds

Listen to the sounds of the busy platform! With a StationSounds-equipped passenger car, you will hear the station's loudspeaker announce arrivals and departures. En route, the conductor makes dining reservations and station stop announcements. Some cars even feature the "clickety-clack" of the train's wheels speeding along the track.

## ▪ Smoke

From the wafts of diesel exhaust to the heavy smoke columns erupting from steam locomotive stacks, many Lionel locomotives feature operating smoke generators. Fan-driven smoke units provide a steady flow of smoke, and puffing smoke units create short blasts of smoke as the locomotive moves along the track. For the most realistic smoke effects, synchronized smoke units coordinate the blasts of smoke with the revolution of the drivers and the DynaChuff sounds of the locomotive.

## ■ ILLUMINATION

### ▪ Directional Lighting

Most TrainMaster Command Control diesel locomotives and steam locomotives feature directional lighting. Operate a TMCC-equipped diesel in forward, and the headlight illuminates the mainline. In reverse, the headlight shuts off, and the rear headlight or the headlight of a second diesel (in a multi-unit lash-up) turns on. For TMCC-equipped steam locomotives, the headlight remains on in both forward and reverse operation. In reverse, the tender back-up light (if present) will shine.

### ▪ Classification Lights and Marker Lights

Classification lights are located on the boiler front or top of some steam locomotives, while marker lights are on the rear of some steam locomotive tenders. These lights are also located on the ends of some diesel locomotives.

### ▪ Lighted Number Boards

Brightly illuminated, the locomotive's unique road number is displayed on the boiler top of some steam locomotives and on the ends of some diesel locomotives.

### ▪ Strobe Light

This flashing warning light is located on the cab roof of some diesel locomotives.

### ▪ Ditch Lights

These low-mounted lights serve as close-range secondary headlights on some diesel locomotives.

### ▪ Glowing Firebox and Flickering Firebox

A red glow steadily emanates from the firehole inside of the cab of Lionel steam locomotives equipped with the glowing firebox. Steam locomotives equipped with a flickering firebox create the illusion of a live fire "flickering" within.

### ▪ Variable Ashpan Glow

Start up a Lionel steam locomotive equipped with this feature and look for a red glow on the outside of the locomotive between the ashpan and firebox. As speed increases, the light grows brighter, simulating the increased draft onto the fire.

## Feature Icons

As you journey through this catalog, look for the icons that represent your favorite Lionel features. The Odyssey System for speed control, TrainMaster Command Control—all of the best innovations are included. At a glance, you'll know how each locomotive is outfitted. You can't miss your favorite features with these specialized icons!



Odyssey System



TrainMaster Command Control



RailSounds



Magne-Traction



ElectroCouplers



Wireless Tether





# Welcome Aboard!

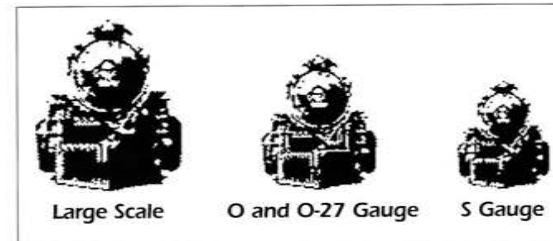
**"No childhood should be without a train."** A motto from our past that we at Lionel believe still rings true today. Beginning with a Lionel train set, this hobby provides the flexibility of a construction set, the action of an electronic game, and a character all its own. As witnessed from the guide on pages 2-3, many Lionel products contain some very high-tech features. However, rather than remain stuck in front of a two-dimensional screen, young and old model railroaders alike can create a three-dimensional miniature world of their very own. As many seasoned model railroaders will attest, a railroad is never done—there is always more to build, add, or modify. With more variety than ever before, there are Lionel products to suit every budget. As we have for over 100 years, Lionel will be there for every step of your family's lifelong journey down the rails.



## SOME LIONEL BASICS

### Gauge vs. scale

The above two terms often confuse beginning model railroaders. Gauge refers to the distance between the outside rails of the track. The standard gauge for most real railroads is 4'-8 1/2". Lionel FasTrack, O gauge and O-27 track measures 1 1/4" between the outer rails. Scale measures the relationship between a model and the real thing. The "scale" of Lionel track translates to about 1/4" to the foot or 1:48 scale. Most Lionel products also measure about 1:48 scale. This relationship is approximate for Lionel Traditional and as exact as possible for Lionel Standard O. Some other Lionel products are Large Scale and S gauge.


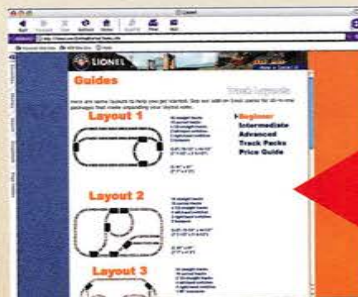


### Minimum Curve

This measurement is very useful in purchasing track, locomotives, and rolling stock that are compatible with one another. For example, assemble O-72 curved track into a circle and you will have a 72" diameter layout. Assemble O-31 curved track into a circle, and you will have a layout 31" in diameter. A locomotive with a Minimum Curve requirement of O-31 will run on a layout with O-72 curves, but a locomotive with a Minimum Curve requirement of O-72 will not run on a layout with O-31 curves. For more information on easy layout planning, see *The Lionel Train Book* found on page 180.


	Gauge	Curve	Diameter
A	O	O72	72" Diameter
B	O	O54	54" Diameter
C	FasTrack	O36	36" Diameter
D	Regular O	O31	31" Diameter
E	Regular O27	O27	27" Diameter

**Recommended Minimum Curve:** Lionel locomotives and rolling stock are thoroughly tested to determine their Minimum Curve requirement. In some cases, a Lionel car or locomotive may be able to easily negotiate most, but not all, possible track configurations for that Minimum Curve. For these products, a Recommended Minimum Curve is also given. This larger measurement allows for all combinations of Lionel track and switches.



Visit [www.lionel.com](http://www.lionel.com) for more tips on getting started in the greatest hobby in the world!





### Traditional vs. Standard O

Lionel O gauge locomotives and rolling stock are divided into two basic categories—Traditional and Standard O. Both categories are O gauge and can be run together if Minimum Curve requirements allow. Generally, the difference is a matter of size and consistent proportions. Traditional locomotives are sized for Traditional Rolling Stock, and Standard O locomotives are sized for Standard O rolling stock. Some other distinguishing features of each category are listed below.

**Lionel Traditional**

- ✓ Based on classic Lionel designs
- ✓ Approximate scale proportions
- ✓ Perfect additions to Lionel ready-to-run train sets

**Lionel Standard O**

- ✓ Accurate reproductions of rolling stock and locomotives
- ✓ Scale proportions
- ✓ Super-detailed with many separately applied parts



*The fun begins with a Lionel ready-to-run train set.  
So get ready to start your adventure  
and Welcome Aboard!*

### Create special memories with a new Lionel ready-to-run train set!

Each Lionel ready-to-run train set includes the FasTrack track system, and most come equipped with the powerful CW-80 Transformer.

Featuring engraved ballast and painted track ties, the realistically detailed base of each FasTrack track section provides extra stability on all sorts of surfaces, including the living room carpet. Each piece is easy to connect and disconnect, offering a positive, secure connection every time.




The CW-80 Transformer provides 80 watts of power in a compact package that is reminiscent of the legendary ZW Transformer. The CW-80 Transformer has programmable accessory output, allowing voltage levels for accessories to be set independently of track power. No need to worry about blown lightbulbs!



### Lionel FasTrack Runs Circles Around the Competition

A generous 40" x 60" oval of FasTrack with O-36 curves is included in most Lionel ready-to-run train sets, dwarfing the competition's small circle layout.





## READY-TO-RUN TRAIN SETS

### Pennsylvania Flyer

With smoke pouring from the stack and the headlight ablaze, this die-cast metal steam locomotive races to the big port cities on the East Coast with a boxcar, flatcar, and caboose in tow. The train travels through a short extension bridge and passes ten telephone poles, which are included with the set. Featuring the CW-80 Transformer and a huge oval of FasTrack track, the Pennsylvania Flyer is one of our most popular train sets.

#### SET INCLUDES:

- 4-4-2 steam locomotive and tender, boxcar, flatcar, caboose, three straight FasTrack track sections, eight curved FasTrack track sections, a FasTrack terminal section, CW-80 Transformer, smoke fluid, short extension bridge, ten telephone poles

#### LOCOMOTIVE FEATURES:

- Transformer controlled forward, neutral, and reverse operation
- Air whistle in tender
- Operating headlight
- Operating coupler on rear of tender
- Powerful maintenance-free motor
- Puffing smoke unit
- Die-cast metal locomotive body with metal frame and trucks

#### ROLLING STOCK FEATURES:

- Operating couplers
- Opening doors on boxcar
- Four removable canisters on gondola
- Minimum Curve: 0-27
- Dimensions: Length: 46 1/2"
- Layout dimensions: 40" x 60"

### Expansion Packs

Grow your Lionel layout at a tremendous savings with the Train Set Expansion Packs. Two exciting Expansion Packs are available for the famous Pennsylvania Flyer.

#### Pennsylvania Flyer Operating Freight Expansion Pack

The Pennsylvania Flyer Operating Freight Expansion Pack is a \$175 value for only \$109.99! See the breakdown below!

##### PACK INCLUDES:

- Operating coal dump car \$34.99
- Three-dome tank car \$29.99
- Hopper \$29.99
- Three straight FasTrack track sections \$11.67
- FasTrack uncoupling track section that activates the coal dump car \$33.99
- Four log-pallet loads \$12.50
- Railroad signs \$5.99
- Lubrication and Maintenance Kit \$16.29
- Expands layout from 40" x 60" to 50" by 70"

Total Retail Value: \$175.00

**YOURS FOR ONLY: \$109.99**

A savings of: \$65.00

SAVE \$65.00  
ON THIS  
EXPANSION PACK!

#### Pennsylvania Flyer Passenger Expansion Pack

Change your set from freight to passenger and back with this expansion pack. The Pennsylvania Flyer Passenger Expansion Pack is a \$169.00 value for only \$109.99! See the breakdown below!

##### PACK INCLUDES:

- Combination car \$39.99
- Coach \$39.99
- Observation car \$39.99
- Four straight FasTrack track sections \$15.56
- Station platform \$14.99
- Six milk cans \$9.29
- Classic billboard set \$9.59
- Expands layout from 40" x 60" to 50" by 70"

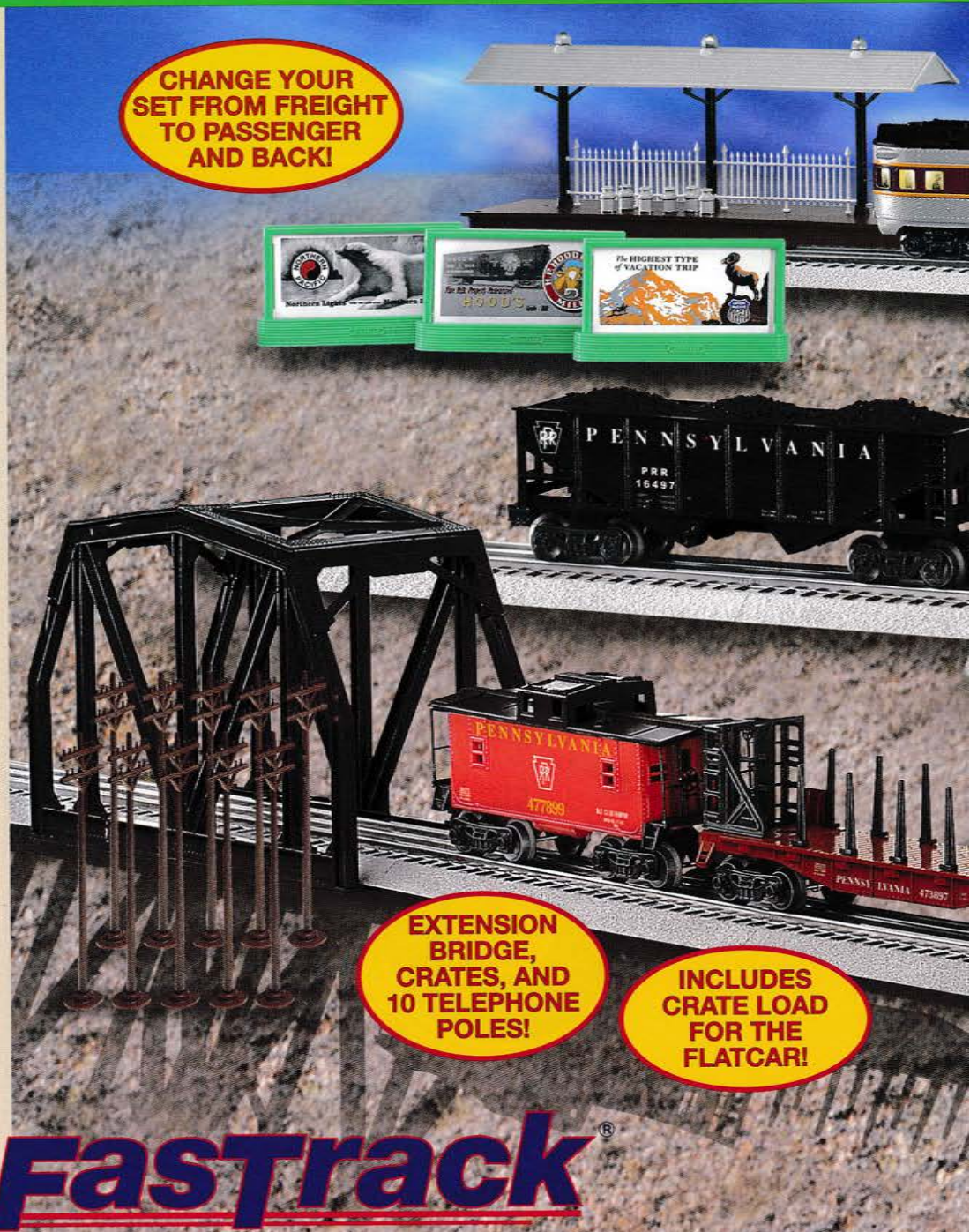
Total Retail Value: \$169.00

**YOURS FOR ONLY: \$109.99**

A savings of: \$59.00

SAVE \$59.00  
ON THIS  
EXPANSION PACK!

**CHANGE YOUR  
SET FROM FREIGHT  
TO PASSENGER  
AND BACK!**



**EXTENSION  
BRIDGE,  
CRATES, AND  
10 TELEPHONE  
POLES!**

**INCLUDES  
CRATE LOAD  
FOR THE  
FLATCAR!**

**FasTrack**®





(6-30004) Pennsylvania Flyer Passenger Expansion Pack \$109.99

**SAVE \$65.00  
ON THIS  
EXPANSION PACK!**



**SAVE \$59.00  
ON THIS  
EXPANSION PACK!**

**UNCOUPLING  
TRACK  
INCLUDED!**



(6-30037) Pennsylvania Flyer Operating Freight Expansion Pack \$109.99



**ADD A HOLIDAY  
EXPANSION PACK  
TO BUILD A  
CHRISTMAS CONSIST!  
SEE PAGES 12-13**

(6-30018) Pennsylvania Flyer \$199.99



# READY-TO-RUN TRAIN SETS

**SAVE \$59.00  
ON THIS  
EXPANSION PACK!**

(6-30008) New York Central Flyer  
Passenger Expansion Pack \$109.99



(6-30038) New York Central Flyer Operating  
Freight Expansion Pack \$109.99



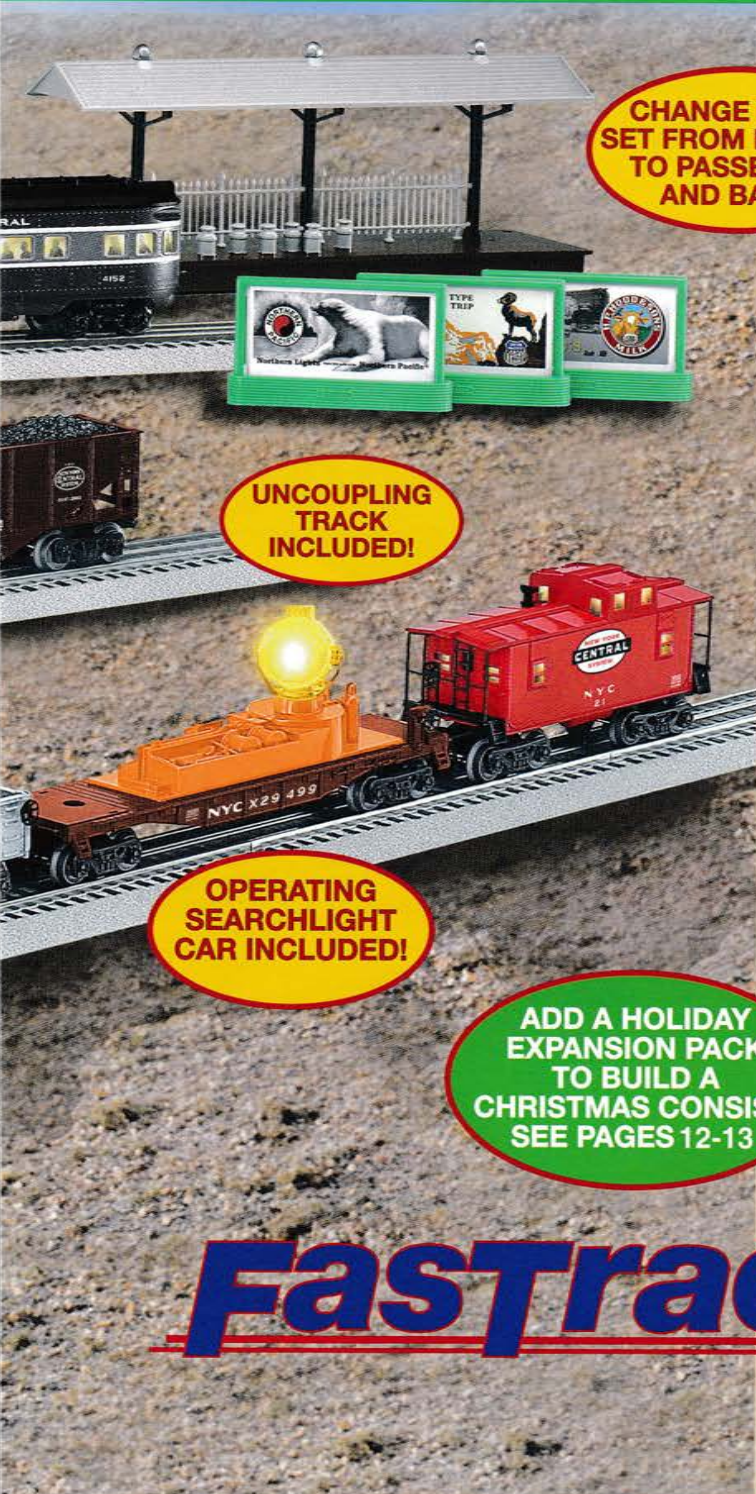
**SAVE \$45.00  
ON THIS  
EXPANSION PACK!**



(6-30016) New York Central Flyer \$274.99

*TrainSounds™*





**CHANGE YOUR SET FROM FREIGHT TO PASSENGER AND BACK!**



**UNCOUPLING TRACK INCLUDED!**

**OPERATING SEARCHLIGHT CAR INCLUDED!**

**ADD A HOLIDAY EXPANSION PACK TO BUILD A CHRISTMAS CONSIST! SEE PAGES 12-13**

**New York Central Flyer**

The New York Central Flyer barrels down the mainline with the added realism of the TrainSounds sound system. A classic steamer leads the way with puffing smoke and other exciting effects such as steam chuffing, whistle, and even crew dialog! This new train set comes complete with a colorful string of freight cars, a large FasTrack loop, and a powerful CW-80 Transformer.

**SET INCLUDES:**

- 4-4-2 steam locomotive and tender, boxcar, gondola with canisters, searchlight car, caboose, three straight FasTrack track sections, eight curved FasTrack track sections, a FasTrack terminal section, CW-80 Transformer, smoke fluid

**LOCOMOTIVE FEATURES:**

- Transformer controlled forward, neutral, and reverse operation
- TrainSounds sound system with steam chuffing, steam whistle, bell, squealing brakes, and operator-controlled multi-part crew dialog
- Operating headlight
- Operating coupler on rear of tender
- Powerful maintenance-free motor
- Puffing smoke
- Die-cast metal locomotive body
- Metal tender frame with die-cast metal trucks

**ROLLING STOCK FEATURES:**

- Die-cast metal sprung trucks (caboose has die-cast metal trucks) and operating couplers
- Opening doors on boxcar
- Illuminated searchlight with adjustable position
- Interior illumination in caboose
- Gauge: O Gauge
- Dimensions: Minimum Curve: 0-27
- Length: 58"
- Layout dimensions: 40"x 60"

**Expansion Packs**

Grow your Lionel layout at a tremendous savings with these Train Set Expansion Packs. Two exciting Expansion Packs are available for the famous New York Central Flyer.

**New York Central Flyer Operating Freight Expansion Pack**

The New York Central Flyer Operating Freight Expansion Pack is a \$155 value for only \$109.99. See the breakdown below!

**PACK INCLUDES:**

- Operating log dump car \$34.99
- Single-dome tank car \$29.99
- Hopper \$29.99
- Three straight FasTrack track sections \$11.67
- FasTrack uncoupling track section that activates the coal dump car \$33.79
- Tractor and trailer \$19.50
- Railroad signs \$5.99
- Lubrication and Maintenance Kit \$16.29
- Expands layout from 40" x 60" to 50" by 70"

**Total Retail Value: \$155.00**  
**YOURS FOR ONLY: \$109.99**  
**A savings of: \$45.00**

**New York Central Flyer Passenger Expansion Pack**

Change your set from freight to passenger and back with this expansion pack. The New York Central Flyer Passenger Expansion Pack is a \$169 value for only \$109.99. See the breakdown below!


**PACK INCLUDES:**

- Combination car \$39.99
- Coach \$39.99
- Observation car \$39.99
- Four straight FasTrack track sections \$15.56
- Station platform \$14.99
- Six milk cans \$9.29
- Classic billboard set \$9.59
- Expands layout from 40" x 60" to 50" by 70"

**Total Retail Value: \$169.00**  
**YOURS FOR ONLY: \$109.99**  
**A savings of: \$59.00**

**FasTrack®**





### Thomas & Friends Expansion Pack

Grow your Thomas layout at tremendous savings with the Thomas Set Expansion Pack, featuring four of Thomas' friends. The Thomas Expansion Pack is a \$155.00 value for only \$109.99! See the breakdown below!

#### PACK INCLUDES:

- Troublesome Truck I \$34.99
- Troublesome Truck II \$34.99
- Tidmouth Milk Single Dome Tank Car \$34.99
- Sodor Mining Company Hopper \$34.99
- Four straight FasTrack track sections \$15.56
- Expands layout from 40" x 60" to 50" x 70"

Total Retail Value: \$155.00

**YOURS FOR ONLY: \$109.99**

A savings of: \$45.00

**SAVE \$45.00  
ON THIS  
EXPANSION PACK!**

### Sodor Freight Expansion Pack

Even more exciting cars at tremendous savings! The Sodor Freight Expansion Pack is a \$165.00 value for only \$109.99! See the breakdown below!

#### PACK INCLUDES:

- Flatcar with Harold the Helicopter \$44.99
- Gondola with canisters \$29.99
- S.C. Ruffey \$39.99
- Bobber caboose \$34.99
- Four straight FasTrack track sections \$15.56
- Expands layout from 40" x 60" to 50" by 70"

Total Retail Value: \$165.00

**YOURS FOR ONLY: \$109.99**

A savings of: \$55.00

**SAVE \$55.00  
ON THIS  
EXPANSION PACK!**

**ALL-NEW  
SODOR FREIGHT  
EXPANSION  
PACK!**




### Percy

Percy is happy to join Thomas & Friends for adventures around your layout.

#### FEATURES:

- Transformer controlled forward, neutral, and reverse operation
- Moving eyes
- Operating whistle
- Operating coupler on rear of locomotive
- Powerful maintenance-free motor
- Set of three removable faces
- Removable roof
- Minimum Curve: 0-27
- Length: 7"

(6-18733) \$104.99



Includes three interchangeable faces

### Concept Model Shown



**NEW!**

### James

With a fine scarlet coat, James is prepared for duty on your layout.

#### FEATURES:

- Transformer controlled forward, neutral, and reverse operation
- Moving eyes
- Operating whistle
- Operating coupler on rear of locomotive
- Powerful maintenance-free motor
- Set of three removable faces
- Removable roof
- Minimum Curve: 0-27
- Length: Approx. 9"

(6-18734) \$109.99



Includes three play figures



(6-30035) Sodor Freight Expansion Pack \$109.99



**NEW!**

**FasTrack**



MAKING TRACKS TO GREAT DESTINATIONS

(6-30012) Thomas Expansion Pack \$109.99



**Thomas & Friends™  
O Gauge Train Set**

Available with the CW-80 Transformer and the FasTrack track system, Thomas & Friends are ready for some exciting adventures on the Island of Sodor. Accompanying Thomas are his faithful coaches, Annie and Clarabel, as well as two very responsible railway workers and our favorite Controller, Sir Topham Hatt. Thomas' moving eyes ensure that your journey on everyone's #1 engine is a safe one, and the removable roofs of Annie and Clarabel allow you to load and unload your passengers.


**SET INCLUDES:**

- Thomas the Tank Engine with three interchangeable faces, Annie, Clarabel, three play figures, three straight FasTrack track sections, eight curved FasTrack track sections, a FasTrack terminal section, powerful Lionel transformer

**FEATURES:**

- Transformer controlled forward, neutral, and reverse operation
- Moving eyes on Thomas the Tank Engine
- Electronic whistle
- Operating coupler on rear of locomotive
- Dual operating couplers on Annie and Clarabel
- Powerful maintenance-free motor
- Traction tire
- Set of three removable faces
- Removable roofs on Thomas, Annie, and Clarabel
- Three play figures
- Minimum Curve: 0-27
- Length: 21"
- Layout Dimensions: 40" x 60"

(6-31956) Thomas & Friends O Gauge Train Set \$169.99



Thomas the Tank Engine's eyes move side to side



Includes three interchangeable faces





# READY-TO-RUN TRAIN SETS



(6-30039) North Pole Central Passenger Expansion Pack \$109.99




(6-30040) North Pole Central Freight Expansion Pack \$109.99



(6-30020) North Pole Central Christmas Train \$219.99

**BOXCAR  
PLAYS  
12 CAROLS!**





SAVE \$40.00  
ON THIS  
EXPANSION PACK!



OPERATING  
HANDCAR!

SAVE \$76.00  
ON THIS  
EXPANSION PACK!



NEW!

**North Pole Central Christmas Train**

The North Pole Central Christmas Train departs from the snowy arctic, bringing holiday cheer to all points south. On board the train, an elf chases a reindeer around a crate load, and the boxcar plays 12 Christmas carols. This festive train runs around a generous FasTrack loop with power supplied by a mighty CW-80 Transformer.

- SET INCLUDES:**
- 4-4-2 steam locomotive and tender, Christmas music boxcar, elf and reindeer animated gondola, lighted caboose, three straight FasTrack track sections, eight curved FasTrack track sections, a FasTrack terminal section, CW-80 Transformer, smoke fluid

- LOCOMOTIVE FEATURES:**
- Transformer controlled forward, neutral, and reverse operation
  - Realistic air whistle in tender
  - Operating headlight
  - Operating coupler on rear of tender
  - Powerful maintenance-free motor
  - Traction tire
  - Puffing smoke unit
  - Die-cast metal locomotive body

- ROLLING STOCK FEATURES:**
- Operating couplers
  - Musical boxcar plays 12 of your favorite Christmas carols (nine-volt battery not included)
  - Elf and reindeer figures move around the animated gondola while the train is in motion
  - Gauge: O Gauge
  - Minimum Curve: 0-27
  - Dimensions: Length: 46"
  - Layout dimensions: 40" x 60"

**North Pole Central Freight Expansion Pack**

- PACK INCLUDES:**
- Flatcar with Santa and Mrs. Claus operating handcar \$89.99
  - Reefer \$29.99
  - Searchlight car \$34.99
  - Lubrication and Maintenance Kit \$16.29
  - Three trees
  - Four straight FasTrack track sections \$15.56
  - Expands layout from 40" x 60" to 50" by 70"

**Total Retail Value: \$186.00**  
**YOURS FOR ONLY: \$109.99**  
A savings of: \$76.00

**North Pole Central Passenger Expansion Pack**

Change your set from freight to passenger and back with this expansion pack. The New York Central Central Flyer Passenger Expansion Pack is a \$150 value for only \$109.99. See the breakdown below!

- PACK INCLUDES:**
- Combination car \$39.99
  - Coach \$39.99
  - Observation car \$39.99
  - Four straight FasTrack track sections \$15.56
  - Station platform \$14.99
  - Three trees
  - Five presents
  - Expands layout from 40" x 60" to 50" by 70"

**Total Retail Value: \$150.00**  
**YOURS FOR ONLY: \$109.99**  
A savings of: \$40.00



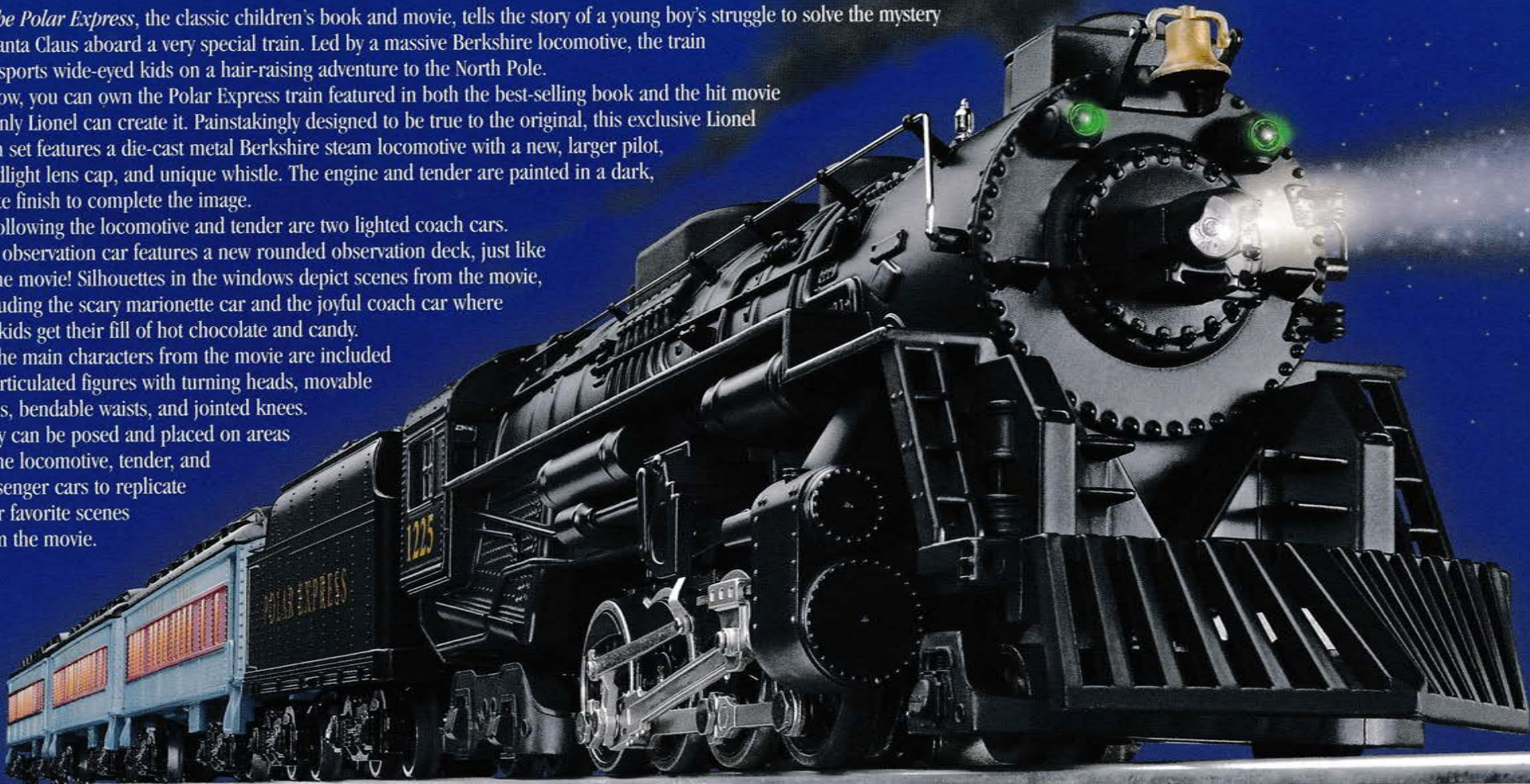
# THE POLAR EXPRESS™

*The Polar Express*, the classic children's book and movie, tells the story of a young boy's struggle to solve the mystery of Santa Claus aboard a very special train. Led by a massive Berkshire locomotive, the train transports wide-eyed kids on a hair-raising adventure to the North Pole.

Now, you can own the Polar Express train featured in both the best-selling book and the hit movie as only Lionel can create it. Painstakingly designed to be true to the original, this exclusive Lionel train set features a die-cast metal Berkshire steam locomotive with a new, larger pilot, headlight lens cap, and unique whistle. The engine and tender are painted in a dark, matte finish to complete the image.

Following the locomotive and tender are two lighted coach cars. The observation car features a new rounded observation deck, just like in the movie! Silhouettes in the windows depict scenes from the movie, including the scary marionette car and the joyful coach car where the kids get their fill of hot chocolate and candy.

The main characters from the movie are included as articulated figures with turning heads, movable arms, bendable waists, and jointed knees. They can be posed and placed on areas of the locomotive, tender, and passenger cars to replicate your favorite scenes from the movie.





INCLUDES FOUR ARTICULATED ACTION FIGURES!



SET INCLUDES:

- 2-8-4 Berkshire steam locomotive and tender, two passenger coaches, one passenger observation car with rounded platform, three straight FasTrack track sections, eight curved FasTrack track sections, one FasTrack terminal section, CW-80 Transformer, articulated movie characters, smoke fluid

LOCOMOTIVE FEATURES:

- Transformer controlled forward, neutral, and reverse operation
- Air whistle in tender
- Operating headlight
- Operating coupler on rear of tender
- Powerful maintenance-free motor
- Two traction tires
- Puffing smoke
- Die-cast metal locomotive body and frame
- Separately applied metal handrails
- All-new pilot and headlight lens shield

PASSENGER CARS FEATURE:

- Interior lighting
  - Decorated drumhead on observation car
  - All-new, rounded observation platform
  - Silhouettes in windows
  - Minimum Curve: 0-27
  - Length: 63 3/8"
  - Layout Dimensions: 40" x 60"
- (6-31960) \$289.99



Includes a powerful CW-80 transformer

There is no better children's book, no better movie director, no better actor, and no better train company to bring you all of the fun, excitement, and drama of the Polar Express. Do not miss out on this Lionel O gauge exclusive. Do you believe in Santa? We do!



Polar Express Add-on Cars

For even more excitement, add a baggage car and a diner to complete your Polar Express train.

FEATURES:

- Interior lighting
- Silhouettes in windows
- Minimum Curve: 0-27
- Length: 12"

(6-25134) Polar Express Diner \$59.99



(6-25135) Polar Express Baggage Car \$59.99





### Cascade Range Logging Train

The powerful Docksider hauls three log dump cars through the rugged mountains of the Pacific Northwest. The Cascade Range Logging Train includes a CW-80 Transformer and a huge 40" x 60" loop of FasTrack track.

#### SET INCLUDES:

- 0-6-0 docksider steam locomotive, three log dump cars with logs, caboose, two straight FasTrack track sections, eight curved FasTrack track sections, a FasTrack terminal section, a FasTrack uncoupling track section, 5" straight FasTrack track section, CW-80 Transformer, smoke fluid

#### LOCOMOTIVE FEATURES:

- Transformer controlled forward, neutral, and reverse operation
- Electronic steam whistle
- Directional lighting, including operating headlight and operating back-up light
- Front and rear operating couplers
- Powerful maintenance-free motor with momentum flywheel
- Traction tires
- Puffing smoke unit
- Die-cast metal body and frame
- Engineer and fireman figures

#### ROLLING STOCK FEATURES:

- Operating couplers
- Dumps logs using the uncoupling track section (included)
- Interior illumination in caboose
- Individually boxed
- Minimum Curve: 0-27
- Length: 45 3/4"
- Layout dimensions: 40" x 60"



**FEATURES  
3 OPERATING  
CARS!**

**LOGS  
DUMP INTO  
BIN!**



(6-30042) Cascade Range Expansion Pack \$109.99

**MOTORIZED  
HANDCAR!**

**Cascade Range Expansion Pack**

Expand your logging operation. The Cascade Range Expansion Pack is a \$170 value for only \$109.99! See the breakdown below!

**PACK INCLUDES:**

- Flatcar with handcar \$89.99
- Flatcar with derrick \$34.99
- Bunk car \$29.99
- Four straight FasTrack track sections \$15.56
- Expands layout from 40" x 60" to 50" by 70"

Total Retail Value: \$170.00  
**YOURS FOR ONLY: \$109.99**  
 A savings of: \$60.00

**SAVE \$60.00  
ON THIS  
EXPANSION PACK!**



(6-30021) Cascade Range Logging Train \$269.99



# READY-TO-RUN TRAIN SETS

[6-30041] Southwest Diesel Freight Expansion Pack \$109.99

**OPERATING  
LOG DUMP  
CAR!**

**UNCOUPLING  
TRACK  
INCLUDED!**



**FEATURES THE  
TRAINSOUNDS  
SOUND SYSTEM!**





(6-30022) Southwest Diesel Freight with TrainSounds \$294.99

**TrainSounds™**

**Southwest Diesel Freight with TrainSounds**

The Southwest Diesel Freight labors under the intense sun. The powerful GP38 locomotive pulls a boxcar, a hopper, an operating searchlight car, and a caboose through the blazing desert. In addition to the impressive locomotive and rolling stock, the Southwest Diesel Freight also features a CW-80 Transformer and a loop of FasTrack track.

**SET INCLUDES:**

- GP38 diesel locomotive, boxcar, 2-bay hopper, operating searchlight car, caboose, three straight FasTrack sections, eight curved FasTrack sections, a FasTrack terminal section, CW-80 Transformer

**LOCOMOTIVE FEATURES:**

- Transformer controlled forward, neutral, and reverse operation
- TrainSounds sound system with diesel engine revving, horn, bell squealing brakes, and operator-controlled, multi-part crew dialog
- Operating headlight
- Dual operating couplers
- Dual powerful maintenance-free motors
- Metal frame
- Operating strobe light

**ROLLING STOCK FEATURES:**

- Operating couplers
- Operating searchlight on searchlight car
- Interior illumination in caboose
- Individually boxed
- Minimum Curve: 0-27
- Length: 48 1/2"
- Layout dimensions: 40" x 60"

**Southwest Diesel Freight Expansion Pack**

The Southwest Diesel Freight Operating Expansion Pack is a \$164 value for only \$109.99! See the breakdown below!

**PACK INCLUDES:**

- Operating log dump car \$34.99
- Single-dome tank car \$29.99
- Waffle-sided boxcar \$29.99
- Three straight FasTrack track sections \$11.67
- FasTrack uncoupling track section that activates the coal dump car \$33.79
- Tractor and trailer \$19.50
- Railroad signs \$7.39
- Lubrication and Maintenance Kit \$16.29
- Expands layout from 40" x 60" to 50" by 70"

**Total Retail Value:** \$164.00

**YOURS FOR ONLY:** \$109.99

**A savings of:** \$54.00



# ***FastTrack***<sup>®</sup>

**UNCOUPLING  
TRACK  
INCLUDED!**

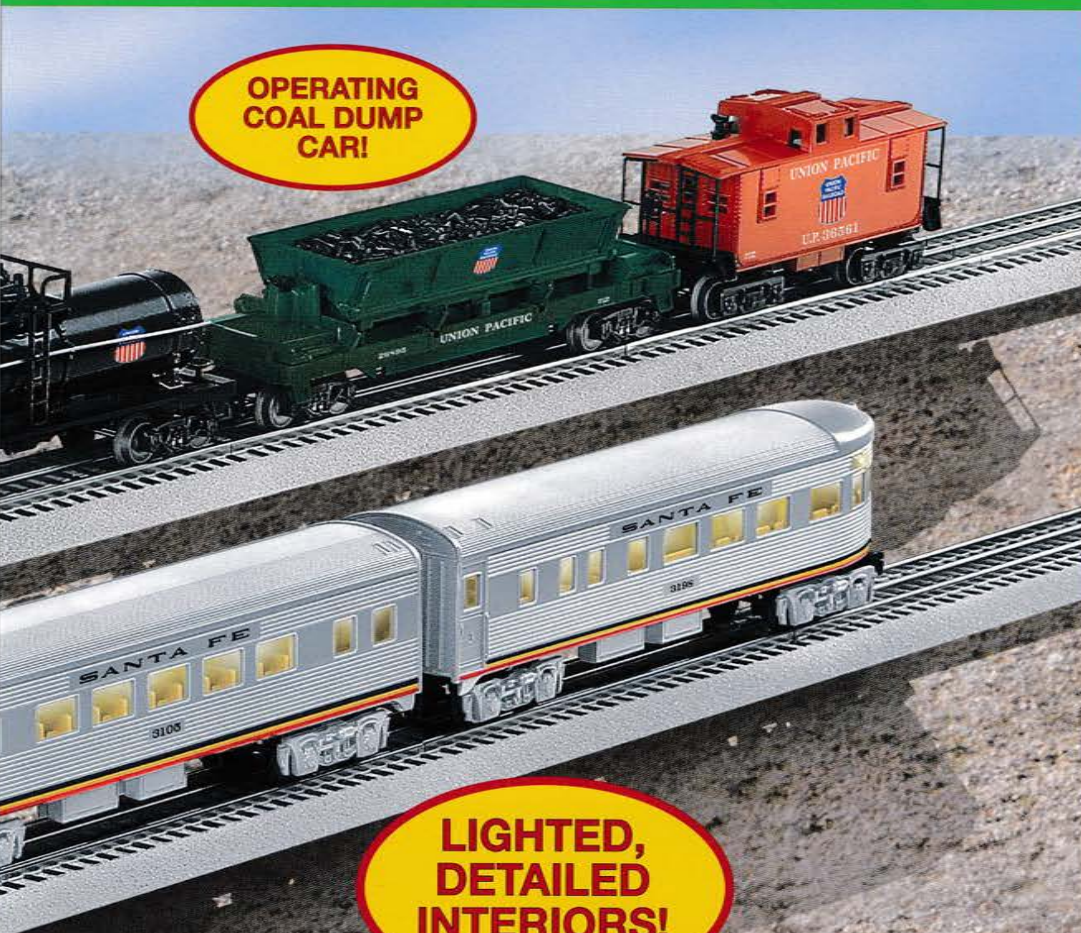
(6-30024) Union Pacific Fast Freight with TrainSounds \$339.99



(6-30001) Santa Fe El Capitan with TrainSounds \$369.99



**OPERATING  
COAL DUMP  
CAR!**



**LIGHTED,  
DETAILED  
INTERIORS!**

**TrainSounds™**

**Union Pacific Fast Freight with TrainSounds**

A powerful 2-8-4 Berkshire highballs down the high iron leading a colorful string of freight cars. This impressive consist includes an operating coal dump car. The Union Pacific Fast Freight is complete with a large FasTrack layout and the powerful CW-80 Transformer.

**SET INCLUDES:**

- 2-8-4 Berkshire steam locomotive and tender, boxcar, coal dump car and tray, tank car, caboose with illuminated interior, two straight FasTrack sections, eight curved FasTrack sections, a FasTrack uncoupling section, a FasTrack terminal section, CW-80 Transformer, smoke fluid

**LOCOMOTIVE FEATURES:**

- Transformer controlled forward, neutral, and reverse operation
- TrainSounds sound system with steam chuffing, steam whistle, bell, squealing brakes, and operator-controlled multi-part crew dialog
- Operating headlight
- Operating coupler on rear of tender
- Powerful maintenance-free motor with momentum flywheel
- Traction tires
- Puffing smoke unit
- Die-cast metal locomotive body, frame, and trucks
- Die-cast metal tender body and trucks with a metal frame
- Engineer and fireman figures

**ROLLING STOCK FEATURES:**

- Die-cast metal sprung trucks and operating couplers (caboose has die-cast metal trucks)
- Opening doors on boxcar
- Coal car dumps coal at the touch of a button
- Interior illumination in caboose

- Individually boxed
- Minimum Curve: 0-27
- Length: 59 3/4"
- Layout dimensions: 40" x 60"

**Santa Fe El Capitan with TrainSounds**

The classic FT diesel locomotive, equipped with realistic sounds from the TrainSounds sound system, hurtles down the "Route of the Warbonnets." Three streamlined passenger cars—two illuminated coaches and an illuminated observation car—follow the westbound locomotive. With the CW-80 Transformer and a loop of FasTrack track, you are ready to run one of the Santa Fe's best known passenger trains.

**SET INCLUDES:**

- FT diesel locomotive, two streamliner coach cars, one streamliner observation car, three straight FasTrack sections, eight curved FasTrack sections, a FasTrack terminal section, CW-80 Transformer

**LOCOMOTIVE FEATURES:**

- Transformer controlled forward, neutral, and reverse operation
- TrainSounds sound system with diesel engine revving, diesel horn, bell, squealing brakes, and operator-controlled, multi-part crew dialog
- Operating headlight
- Front operating coupler
- Dual powerful maintenance-free motors
- Traction tires
- Die-cast metal trucks, pilot, fuel tank
- Metal frame
- Lighted cab interior
- Engineer and fireman figures

**PASSENGER CARS FEATURE:**

- Die-cast metal trucks and operating couplers
- Authentically detailed interiors
- Interior illumination
- Flexible diaphragms between cars
- Opening doors

- Individually boxed
- Minimum Curve: 0-27
- Length: 52 1/2"
- Layout dimensions: 40" x 60"



### TrainMaster Command Control equipped sets

With a TrainMaster Command Control equipped locomotive and a powerful CW-80 Transformer, these train sets are on the cutting edge of model railroad technology. The CW-80 Transformer allows you to change directions and activate the bell and whistle. The steam chuffing and diesel RPM sounds automatically vary with the speed of the locomotive.

To unlock all the advanced features of your TrainMaster Command Control equipped locomotive—including CrewTalk communication and TowerCom announcements—purchase the TrainMaster Command Set (6-12969). With the TrainMaster Command Control system, you get digital control with a simple one-wire connection. You are able to operate your entire layout using a CAB-1 Remote Controller, freeing you from your stationary controls.



(6-30026) Canadian Pacific Freight \$529.99



(6-30025) Chesapeake Super Freight \$474.99



# RailSounds<sup>®</sup> 5.0



**NEW!**

## Canadian Pacific Freight

The Canadian Pacific Freight is ready for duty. Taking the lead, a modern behemoth—the LionMaster SD90 diesel locomotive, complete with TrainMaster Command Control, the RailSounds sound system, and the Odyssey System for speed control—thunders down the mainline. Trailing behind, the impressive consist features modern, detailed freight equipment used on real railroads today. The mighty CW-80 Transformer provides all the power you need to race across the expansive FasTrack layout included with this set.

### SET INCLUDES:

- LionMaster SD90, 3-bay ACF hopper, I-beam flatcar, double door boxcar, 3-bay coal hopper with coal load, traditional extended vision caboose, seven straight FasTrack track sections, twelve 0-48 curved FasTrack track sections, a FasTrack terminal section, CW-80 Transformer, smoke fluid

### LOCOMOTIVE FEATURES:

- **TrainMaster Command Control** equipped—able to run in Command Control Mode or in Conventional Transformer Control Mode
- **RailSounds sound system** with CrewTalk communication and **TowerCom** announcements
- **Odyssey System** for speed control with ON/OFF switch
- **Directional lighting**, including operating headlight
- **Front and rear ElectroCouplers**
- **Dual powerful maintenance-free motors** with momentum flywheels
- **Magne-Traction** track gripping system
- Four traction tires
- Fan-driven smoke unit
- Die-cast metal trucks, pilots, fuel tank
- Metal frame
- Separately applied metal details
- Illuminated number boards
- Illuminated cab interior
- Engineer and fireman figures

### ROLLING STOCK FEATURES:

- Die-cast metal sprung trucks and operating couplers (Caboose has die-cast metal trucks)
- Opening doors on boxcar
- Auto-frame load in boxcar
- Operating smoke unit in caboose
- Interior illumination in caboose

- Individually boxed
- Minimum Curve: 0-31
- Length: 74 1/8"
- Layout dimensions: 50" x 90"

## Chesapeake Super Freight

Enroute from St. Louis to New York City, the impressive Chesapeake Super Freight charges down the C&O high iron. With realistic steam chuffing sounds and an operating smoke unit, the TrainMaster Command Control and RailSounds sound system equipped 2-8-4 Berkshire steam locomotive leads a string of detailed rolling stock. This complete set, including a large loop of FasTrack track and a powerful CW-80 Transformer, has the makings to launch your own railroad empire.

### SET INCLUDES:

- 2-8-4 Berkshire steam locomotive and tender, boxcar, single dome tank car, hopper, caboose, three straight FasTrack sections, eight curved FasTrack sections, a FasTrack terminal section, CW-80 Transformer, smoke fluid

### LOCOMOTIVE FEATURES:

- **TrainMaster Command Control** equipped—able to run in Command Control Mode or in Conventional Transformer Control Mode
- **RailSounds sound system** with CrewTalk communication TowerCom announcements and **DynaChuff** synchronized chuffing
- Operating headlight
- **ElectroCoupler** on rear of tender
- Powerful maintenance-free motor with momentum flywheel
- Traction tires
- Puffing smoke unit
- Die-cast metal locomotive body, frame, and trucks
- Die-cast metal tender body and trucks with a metal frame
- Engineer and fireman figures

### ROLLING STOCK FEATURES:

- Die-cast metal sprung trucks and operating couplers (Caboose has die-cast metal trucks)
- Opening doors on boxcar
- Interior illumination in caboose

- Individually boxed
- Minimum Curve: 0-27
- Length: 59 1/4"
- Layout dimensions: 40" x 60"



## Lionel Empire Builder Ready-To-Run Train Set

Looking to get started with the very best? Introducing the largest and most advanced Lionel train set—the Lionel Empire Builder! This train set features the best of everything you need to get started in Lionel O gauge model railroading. With a powerful ZW transformer, a TMCC CAB-1 Remote Controller, and a huge O-72 FasTrack layout with two switches, you have all the makings of a sophisticated layout.

A premier layout deserves a train with all the latest innovations. Taking the lead is the magnificent Lionel New York Central L-A2 Mohawk with TrainMaster Command Control and the RailSounds 5.0 sound system. Listen for the unmistakable cadence of the steam chuffs—four chuffs per revolution—and the realistic whistle and crew dialog. These effects are controlled using your CAB-1 Remote Controller, included with this set.

A string of top-of-the-line Standard O rolling stock follows this detailed locomotive. These steam-era favorites include a milk car with plated interior tanks, a flatcar with a wooden deck, and a die-cast metal hopper and caboose.

The Lionel Empire Builder also features a TMCC Crane Car and a Boom Car with Crane Sounds. Use the CAB-1 Remote Controller to rotate the cab, launch the outriggers, raise the boom, and operate the two hooks. Listen for the authentic steam crane sounds and crew dialog.

### SET INCLUDES:

- L-A2 Mohawk, Offset Hopper, 8,000 Gallon Tank Car, 40' Flatcar, TMCC Crane, Boom Car with Crane Sounds, Milk Car, Steam Era Caboose, ZW transformer, CAB-1 Remote Controller, Command Base, two O-72 switches, 14 O-72 curve FasTrack track sections, 10 straight FasTrack track sections



ZW and PowerHouse Power Supply Set



TMCC CAB-1 Remote Controller

TMCC Command Base

### LOCOMOTIVE FEATURES:

- **TrainMaster Command Control** equipped—able to run in Command Control Mode or in Conventional Transformer Control Mode
- **Odyssey System** for speed control with ON/OFF switch
- **RailSounds 5.0** sound system with custom recorded effects including:
- **FatBoy** speaker for the ultimate in sound reproduction
- **High-torque Pittman®** motor with momentum flywheel
- **Wireless Tether** connection between locomotive and tender
- Directional lighting, including operating headlight and back-up light
- Illuminated classification and marker lights
- Die-cast metal locomotive body, frame, and trucks
- Scale front coupler with interchangeable O gauge coupler for double-heading

**NEW!**



**MOST  
ADVANCED  
READY-TO-RUN  
TRAIN SET!**



- **ElectroCoupler** on rear of tender
- Traction tires
- Synchronized fan-driven smoke unit with adjustable smoke output
- Separately applied metal details
- Accurate separately applied builder's plates
- Opening cab roof hatches
- Illuminated cab interior
- Variable ashpan glow
- Flickering firebox in cab
- Cab window glass
- Engineer and fireman figures
- Die-cast metal tender body and trucks
- Realistic separately applied coal load
- Opening tender water hatch reveals easy-to-access RailSounds controls

**ROLLING STOCK FEATURES:**

- Hidden uncoupling tabs
- Offset hopper has die-cast metal body
- Flatcar has wooden deck
- Milk car has removable roof and plated interior tanks
- Caboose has interior illumination
- Die-cast sprung trucks (Caboose has die-cast trucks)

**CRANE CAR FEATURES:**

- **TrainMaster Command Control** operation including 360-degree cab rotation, up and down action of the boom, independent control of the main and auxiliary hooks, independent control of the front and rear work lights, and deployment of all six outriggers
- TMCC CAB-1 Remote Controller and TMCC Command Base required
- Four powerful, maintenance-free motors
- Die-cast metal six-wheel sprung trucks
- Front and rear **ElectroCouplers**
- Die-cast metal body, frame, and boom
- Operating front and rear work lights
- Opening cab doors
- 12 outrigger supports included


**BOOM CAR FEATURES:**

- **TrainMaster Command Control** equipped
- **RailSounds** sound system, including diesel engine revving, air horn, couplers, and multi-part crew/foreman dialog
- Synchronized boom, winch, and outrigger effects
- Special start-up and shut down sequences
- Die-cast metal trucks and operating couplers
- Die-cast metal flatcar
- Wood flatcar deck
- Metal underframe details
- Length: 98 3/4"
- Layout dimensions: Approx. 124" x 84"
- Minimum Curve: 0-54


(6-30044) \$2799.99



Includes TMCC Crane Car and Boom Car with Crane Sounds



**RailSounds<sup>®</sup>**  
**5.0**



Huge O-72 layout with two Remote Switches





NASCAR® is a registered trademark of The National Association for Stock Car Auto Racing Inc. All drivers, names, likenesses, signatures and other trademarks and copyrights are used under license or with permission. NASCAR NEXTEL Cup marks are used under license by NASCAR, Inc. and Nextel Communications, Inc. SUNOCO® is a registered trademark of Sunoco, Inc.

## NASCAR READY-TO-RUN TRAIN SET

The thrill of NASCAR, America's fastest growing sport, is captured in this new, O gauge train set from Lionel. Designed for NASCAR fans everywhere, Lionel has created a set inspired by the excitement and spectacle of their favorite sport. This set boasts a train as dazzling as any NASCAR vehicle, complete with a colorfully decorated diesel engine, a single-dome tank car, a boxcar with the champion's trophy, and a caboose like you've never seen before!

What's more, fans can add to the core set by getting one of six expansion packs, each featuring one of the top legends of the sport: Dale Earnhardt Sr., Dale Earnhardt, Jr., Jeff Gordon, Jimmie Johnson, Kasey Kahne, and 2005 Nextel Cup Champion Tony Stewart!

Who better than Lionel to haul the NASCAR race-week experience into homes across the country?

### SET INCLUDES:

- GP38 diesel locomotive, single dome tank car, boxcar, flatcar with billboards, caboose, three straight FasTrack sections, eight curved FasTrack sections, a FasTrack terminal section, powerful Lionel transformer

### LOCOMOTIVE FEATURES:

- Transformer controlled forward, neutral, and reverse operation
- TrainSounds sound system with diesel engine rewing, horn, bell squealing brakes, and operator-controlled, multi-part crew dialog
- Operating headlight
- Dual operating couplers
- Dual powerful maintenance-free motors
- Metal frame
- Operating strobe light

### ROLLING STOCK FEATURES:

- Operating couplers
- Removable billboards on flatcar
- Interior illumination in caboose
- Minimum Curve: 0-27
- Length: 53"
- Layout dimensions: 40" x 60"


(7-11004) \$299.99







Boxcar will contain a replica of the actual Nextel Cup.







Dale Earnhardt Jr. and Dale Earnhardt Inc. trademarks, trade dress, names, likenesses and copyrights are used under the authorization of Dale Earnhardt Inc. NASCAR® is a registered trademark of The National Association for Stock Car Auto Racing Inc.

**DALE EARNHARDT, JR.  
READY-TO-RUN TRAIN SET**

The face of NASCAR's new generation, Dale Earnhardt, Jr. is featured in an exciting new ready-to-run train set from Lionel. He won his first race in only his 12th career start, and in 2004 he captured the prestigious Daytona 500. Dale Jr. has recorded an impressive 16 Nextel Cup wins in addition to his two NASCAR Busch Series Championships. Now from Lionel...a train set that's as dynamic as the driver who inspired it.

**SET INCLUDES:**

- GP38 diesel locomotive, three-dome tank car, boxcar, flatcar with helicopter, caboose, three straight FasTrack sections, eight curved FasTrack sections, a FasTrack terminal section, powerful Lionel transformer

**LOCOMOTIVE FEATURES:**

- Transformer controlled forward, neutral, and reverse operation
- TrainSounds sound system with diesel engine rewing, horn, bell squealing brakes, and operator-controlled, multi-part crew dialog
- Operating headlight
- Dual operating couplers
- Dual powerful maintenance-free motors
- Metal frame and handrails
- Operating strobe light

**ROLLING STOCK FEATURES:**

- Operating couplers
- Removable helicopter on flatcar
- Opening doors on boxcar
- Interior illumination in caboose
- Minimum Curve: 0-27
- Length: 51 1/2"
- Layout dimensions: 40" x 60"

(7-11005) \$299.99







NOTE: All products will feature official 2006 artwork and designs. (Some 2006 art not available at press time.)







**EXPANSION PACKS**

At Lionel, there's no end to the NASCAR excitement! This year, Lionel is also offering six ways to increase your NASCAR enjoyment with six NASCAR-themed expansion packs. Each pack features three cars inspired by a current or former NASCAR legend. Each pack is designed to enhance the play-value of the NASCAR sets themselves. Use them on your layout or display them with your other NASCAR collectibles.

**DALE EARNHARDT, SR.**

Dale Earnhardt, Sr.'s racing style helped to transform NASCAR into one of the most popular sports in the country. Along the way, he also turned himself into one of the most beloved American athletes of all time. A seven-time Winston Cup champion with seventy-six career victories, Dale Earnhardt is truly a legend.

**PACK INCLUDES:**

- Flatcar with trailer
- Flatcar with car
- Boxcar
- Four straight FasTrack track sections
- Expands layout from 40" x 60" to 50" by 70"

**Suggested Retail Price: \$129.99**

**NEW!**



**DALE EARNHARDT, JR.**

One of the more popular drivers competing today, Dale Earnhardt, Jr. has amassed an impressive sixteen career wins including a win in 2004 at the prestigious Daytona 500 and finished 2005 with twelve top ten finishes. An athlete who has truly transcended the sport, Dale Earnhardt, Jr. has quickly become the face of NASCAR's next generation.

**PACK INCLUDES:**

- Flatcar with trailer
- Flatcar with car
- Boxcar
- Four straight FasTrack track sections
- Expands layout from 40" x 60" to 50" by 70"

**Suggested Retail Price: \$129.99**

**NEW!**



**TONY STEWART**

The 2002 and 2005 Nextel Cup Champion, Tony Stewart is setting the pace for NASCAR's next generation of drivers. Aggressive and fearless, Stewart is a dominating presence in every race he enters. With 24 Nextel Cup wins and two championships, he is quickly taking his place in the pantheon of NASCAR legends.

**PACK INCLUDES:**

- Flatcar with trailer
- Flatcar with car
- Special team sponsor car
- Four straight FasTrack track sections
- Expands layout from 40" x 60" to 50" by 70"

**Suggested Retail Price: \$129.99**

**NEW!**






**NOTE: All products will feature official 2006 artwork and designs. (Some 2006 art not available at press time.)**

Dale Earnhardt, Dale Earnhardt Inc. and Richard Childress Racing trademarks, trade dress, names, likenesses and copyrights are used under the authorization of Dale Earnhardt Inc. NASCAR® is a registered trademark of The National Association for Stock Car Auto Racing Inc.


Dale Earnhardt Jr. and Dale Earnhardt Inc. trademarks, trade dress, names, likenesses and copyrights are used under the authorization of Dale Earnhardt Inc. NASCAR® is a registered trademark of The National Association for Stock Car Auto Racing Inc.

"Tony Stewart", "#20" and "The Home Depot" licensed under authority of Joe Gibbs Racing, Inc., Huntersville, NC. NASCAR NEXTEL Cup marks are used under license by NASCAR, Inc. and Nextel Communications, Inc. NASCAR® is a registered trademark of The National Association for Stock Car Auto Racing Inc.

(7-11007) Dale Earnhardt, Sr. \$129.99




(7-11008) Dale Earnhardt, Jr. \$129.99



**COLLECT ALL SIX!**

(7-11009) Tony Stewart \$129.99







**EXPANSION PACKS**

At Lionel, there's no end to the NASCAR excitement! This year, Lionel is also offering six ways to increase your NASCAR enjoyment with six NASCAR-themed expansion packs. Each pack features three cars inspired by a current or former NASCAR legend. Each pack is designed to enhance the play-value of the NASCAR sets themselves. Use them on your layout or display them with your other NASCAR collectibles.

**JEFF GORDON**

A four-time NASCAR Champion, Jeff Gordon's aggressive style and winning results have made him a hero and legend to millions. Seventy-two career victories highlight a career that includes three Daytona 500's. In 2005, Gordon earned three wins and fourteen top ten finishes.

**PACK INCLUDES:**

- Flatcar with trailer
- Flatcar with car
- Vatcar
- Four straight FasTrack track sections
- Expands layout from 40" x 60" to 50" by 70"

**Suggested Retail Price: \$129.99**



**JIMMIE JOHNSON**

Jimmie Johnson is a driver to watch. A threat to take the championship in 2005, Johnson notched four wins and an astounding twenty-one top ten finishes. He ended 2005 with eighteen career victories and a future as bright as any driver on the NASCAR horizon.

**PACK INCLUDES:**

- Flatcar with trailer
- Flatcar with car
- Flatcar with load
- Four straight FasTrack track sections
- Expands layout from 40" x 60" to 50" by 70"

**Suggested Retail Price: \$129.99**



**KASEY KAHNE**

The 2004 Rookie of the Year, Kasey Kahne has already amassed an impressive record that includes eight top ten finishes last year alone — including a win at the Chevy American Revolution 400. A sure-fire threat in any race, Kahne is poised to have his best year yet in 2005.

**PACK INCLUDES:**

- Flatcar with trailer
- Flatcar with car
- 2-tier auto carrier
- Four straight FasTrack track sections
- Expands layout from 40" x 60" to 50" by 70"

**Suggested Retail Price: \$129.99**





**NOTE: All products will feature official 2006 artwork and designs. (Some 2006 art not available at press time.)**

#24 Jeff Gordon®: © 2005 HGL, LLC. The name, likeness and signature of Jeff Gordon and the likeness of the #24 DuPont Chevrolet are used under license granted by HGL, LLC. NASCAR® is a registered trademark of The National Association for Stock Car Auto Racing Inc.

#48 Jimmie Johnson®: © 2005 HGL, LLC. The name, likeness and signature of Jimmie Johnson and the likeness of the #48 Lowe's Chevrolet are used under license granted by HGL, LLC. NASCAR® is a registered trademark of The National Association for Stock Car Auto Racing Inc.

R Evernham Motorsports, LLC. Kasey Kahne® likeness and signature are trademarks of Kasey Kahne Inc. Licensed by Evernham Motorsports, LLC. Dodge® is a registered trademark of DaimlerChrysler Corporation. NASCAR® is a registered trademark of The National Association for Stock Car Auto Racing Inc.

(7-11011) Jeff Gordon \$129.99




(7-11010) Jimmie Johnson \$129.99

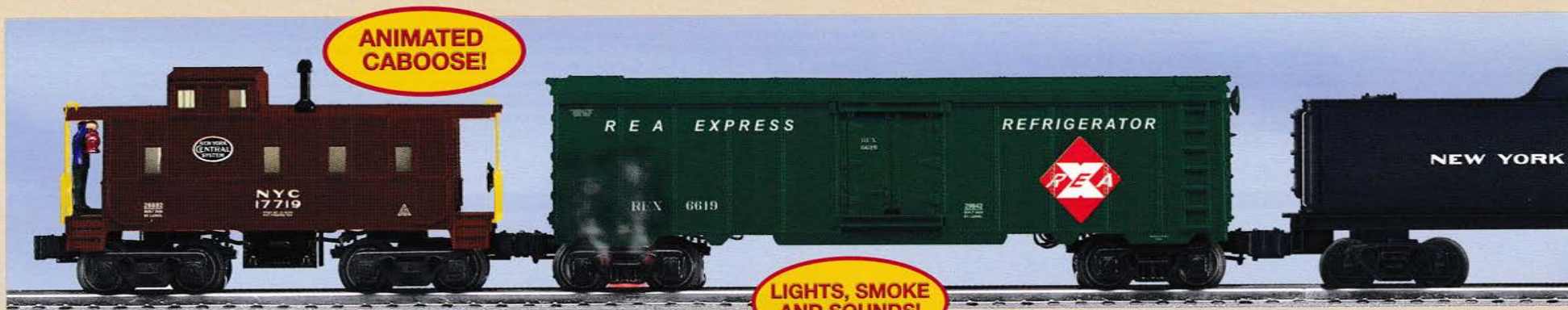


**COLLECT ALL SIX!**

(7-11006) Kasey Kahne \$129.99







### Chessie Diesel Freight

During the 1970s and 1980s, the Chessie System, a merger of the Chesapeake & Ohio, Baltimore & Ohio and Western Maryland railroads, maintained one of the largest freight empires in the United States. This new set offers an easy way to add the latest scale-sized, super-detailed Lionel rolling stock to your railroad. A powerful GP-30 diesel leads a long consist of Standard O freight cars. The TMCC-equipped locomotive includes both the Odyssey System for speed control and the RailSounds sound system.

#### SET INCLUDES:

- GP-30 diesel locomotive, PS-1 boxcar, PS-2 2-bay covered hopper, PS-4 flatcar, PS-5 gondola, I-12 caboose


#### LOCOMOTIVE FEATURES:

- **TrainMaster Command Control** equipped—able to run in Command Control Mode or in Conventional Transformer Control Mode
- **Odyssey System** for speed control with ON/OFF switch
- **RailSounds 5.0** sound system with new intelligible **CrewTalk** dialog, more **TowerCom** announcements, and eight diesel RPM levels
- **MultiHorn** effect simulates blasts at different air pressures, creating a realistic variety of sounds with each press of the HORN button
- Dual powerful maintenance-free motors with momentum flywheels
- Directional LED headlights
- Illuminated marker lights
- Illuminated number boards
- Die-cast metal trucks, pilots, and fuel tank
- Metal frame
- Front and rear **ElectroCouplers**
- Traction tires
- **Magne-Traction** track gripping system
- Fan-driven smoke unit

- Separately applied metal details
- Illuminated cab interior
- Cab window glass
- Engineer and fireman figures

#### ROLLING STOCK FEATURES:

- Die-cast metal sprung trucks and operating couplers with hidden uncoupling tab
- Metal underframe details
- PS-1 boxcar includes opening doors and box load
- PS-2 hopper includes rotating bearing caps
- PS-4 flatcar includes die-cast metal body with wood deck, removable stakes, and chains
- PS-5 gondola includes folding drop ends
- I-12 caboose includes smoke unit, train crew figures, detailed interior, operating marker lights, interior lighting, and etched metal details
- Individually boxed
- Minimum Curve: 0-31
- Recommended Minimum Curve: 0-36
- Length: 73 1/2"



Operating end light



**NEW!**

**PREMIUM TRAIN SETS**



(6-31750) New York Central Hotbox Reefer \$529.99

**ALL-NEW  
LOCOMOTIVE!**

**New York Central Hotbox Reefer Set**

Featuring the all-new Mikado steam locomotive with TrainMaster Command Control and the RailSounds sound system, this set is loaded with action and excitement. Racing along the New York Central mainline, the brakeman moves to the side of the caboose platform, inspecting the train. Before long, a wheel bearing overheats, causing an irregular sound and a wisp of smoke. This scenario is the brakeman's worst nightmare—a "hot box"! Smoke, lights and screeching intensify until you, the engineer, initiate an emergency stop to let your crew "Cool that spindle." Crew dialog keeps you on top of the situation with reports such as "Something's burning!" and "We've got a blazer!"

**SET INCLUDES:**

- 2-8-2 Mikado steam locomotive and tender, hot box reefer, animated caboose

**LOCOMOTIVE FEATURES:**

- TrainMaster Command Control equipped—able to run in Command Control Mode or in Conventional Transformer Control Mode
- RailSounds sound system with CrewTalk communication TowerCom announcements and DynaChuff synchronized chuffing
- Operating headlight
- Operating coupler on rear of tender
- Powerful maintenance-free motor with momentum flywheel
- Traction tires
- Puffing smoke unit
- Die-cast metal locomotive body, frame, and trucks
- Die-cast metal tender body and trucks with a metal frame
- Engineer and fireman figures

**HOT BOX REEFER FEATURES:**

- Flickering lights, smoke, screeching, and crew dialog of a "hot box" emergency
- ON/OFF switch
- Operates on both Command Control and conventional layouts
- Die-cast metal trucks and operating couplers
- Metal frame

**ANIMATED CABOOSE FEATURES:**

- The hand-painted brakeman figure moves smoothly back and forth on the platform holding an illuminated lantern
- Powerful maintenance-free motor
- Interior illumination
- Metal frame, ladders, toolboxes and smokestack
- Die-cast metal trucks and operating couplers
- Individually boxed
- Minimum Curve: 0-31
- Length: Approx. 37 1/4"

Detailed load in PS-1 Boxcar



Operating drop ends on PS-5 Gondola



(6-31735) Chessie Diesel Freight \$729.99







**LIGHTED  
INTERIOR!**

**REAL WOOD  
DECK!**



**OPERATING  
COAL DUMP  
CAR!**

**Pennsylvania Ballast Train**

While BB1 electric locomotives are famous for switching passenger consists in Philadelphia, this boxcab has been pressed into M.o.W. service. The consist features an operating ballast dump car and a work caboose.

**SET FEATURES:**

- BB1 electric locomotive, operating ballast dump car, work caboose

**LOCOMOTIVE FEATURES:**

- TrainMaster Command Control equipped—able to run in Command Control Mode or in Conventional Transformer Control Mode
- Odyssey System for speed control with ON/OFF switch
- Powerful maintenance-free motor with momentum flywheel
- Directional lighting during both single and paired operation
- Illuminated marker and classification lights
- Die-cast metal locomotive body, frame, and trucks
- Front and rear ElectroCouplers
- Traction tires
- Separately applied metal details
- Cab window glass
- Illuminated cab interior
- Engineer and fireman figures

**DUMP CAR FEATURES:**

- Dump ballast at the touch of a button
- Remote Control Track section required
- Includes ballast loading and unloading bin
- Die-cast metal frame and metal dumping frame

**WORK CABOOSE FEATURES:**

- Die-cast metal trucks and operating couplers
- Lighted interior
- Wood flatcar deck
- Metal underframe details
- Individually boxed
- Minimum Curve: 0-31
- Length: 28 3/8"

(6-31747) \$529.99







**NEW!**





## PREMIUM TRAIN SETS



OPERATING  
SMOKE UNIT!

REMOVABLE  
COVER!

REAL WOOD  
DECK!

### Santa Fe U28CG Standard O Freight Set

With a powerful U28CG diesel locomotive at the head end, this freight train charges across the southwest. The Santa Fe U28CG Standard O Freight Set offers an easy way to add scale-sized, super-detailed Lionel rolling stock to your railroad. The TMCC-equipped locomotive includes the Odyssey System for speed control and the impressive RailSounds 5.0 sound system.

#### SET INCLUDES:

- U28CG diesel locomotive, PS-1 boxcar, PS-2 2-bay covered hopper, PS-4 flatcar, PS-5 gondola, extended vision caboose

#### LOCOMOTIVE FEATURES:

- **TrainMaster Command Control** equipped—able to run in Command Control Mode or in Conventional Transformer Control Mode
- **Odyssey System** for speed control with ON/OFF switch
- **RailSounds 5.0** sound system with new intelligible **CrewTalk** dialog, more **TowerCom** announcements, and eight diesel RPM levels
- Dual powerful maintenance-free motors with momentum flywheels
- Directional LED headlights
- Illuminated marker lights and number boards
- Die-cast metal trucks, pilots, and fuel tank
- Metal frame
- Front and rear **ElectroCouplers**
- Traction tires
- **Magne-Traction** track gripping system
- Fan-driven smoke unit
- Separately applied metal details
- Illuminated cab interior with engineer and fireman figures

#### ROLLING STOCK FEATURES:

- Die-cast metal sprung trucks and operating couplers with hidden uncoupling tab
- Metal underframe details
- PS-1 boxcar includes opening doors and box load
- PS-2 hopper and PS-5 gondola include rotating bearing caps
- PS-4 flatcar includes die-cast metal body with wood deck, removable stakes, and chains
- PS-5 gondola includes folding drop ends and removable cover
- Extended vision caboose includes smoke unit, train crew figures, detailed interior, operating marker lights, interior lighting, and etched metal details

- Individually boxed
- Minimum Curve: 0-31
- Recommended Minimum Curve: 0-36

(6-31748) \$769.99

# NEW!







ROTATING BEARING CAPS!

INCLUDES BOX LOAD!

# RailSounds<sup>®</sup> 5.0





## PREMIUM TRAIN SETS

### Pennsylvania Coal Train

Build a long coal drag with the Pennsylvania Coal Train. Taking the lead, a GP30 locomotive appears with the prototypical Train Phone antenna. A string of four 3-bay open hoppers follows the locomotive, and a Pennsylvania porthole caboose brings up the rear.

Add on to the Pennsylvania Coal Train set for an even more impressive consist. A matching open hopper and a hopper 3-pack are available with sequential road numbers, and a matching non-powered locomotive is available for easy double-heading.

#### SET INCLUDES:

- GP30 diesel locomotive, four die-cast 3-bay open hoppers, porthole caboose

#### POWERED UNIT FEATURES:

- **TrainMaster Command Control** equipped – able to run in Command Control Mode or in Conventional Transformer Control Mode
- **RailSounds 5.0** sound system with new intelligible CrewTalk dialogue, more TowerCom announcements, and eight diesel RPM levels
- **Odyssey System** for speed control with ON/OFF switch
- Directional lighting, including LED headlights
- Operating marker lights
- Front and rear **ElectroCouplers**
- Dual powerful maintenance-free motors with momentum flywheels
- **Magne-Traction** track gripping system
- Traction tires
- Fan-driven smoke system
- Die-cast metal trucks, pilots, and fuel tank
- Metal frame
- Separately applied metal details
- Illuminated number boards
- Illuminated cab interior

#### ROLLING STOCK FEATURES:

- Die-cast metal trucks and hidden uncoupling tabs (Caboose has sprung die-cast metal trucks)
- Die-cast metal frame and body (Caboose has metal frame)
- Rotating bearing caps on hoppers
- Removable single-piece coal load on hoppers
- Opening bottom hatches on hoppers
- Individually boxed
- Minimum Curve: 0-31
- Recommended Minimum Curve: 0-36
- Length: 59 3/8"

(6-27130) Pennsylvania 3-Bay Open Hopper \$69.99

### 3-Bay Open Hoppers

Create a longer coal drag with the unique, sequentially numbered add-on car and 3-pack.

**ADD-ON CARS  
FEATURE UNIQUE  
SEQUENTIAL  
NUMBERS!**

**NEW!**



(6-11891) Pennsylvania 3-Bay Open Hopper 3-Pack \$154.99



**NEW!**





(6-31749) Pennsylvania Coal Train \$769.99

**NEW!**



**NON-POWERED FEATURES:**

- Die-cast metal trucks, pilots, and fuel tanks
- Front and rear operating couplers
- Minimum Curve: 0-31
- Length: 14 1/4"

(6-28859) Pennsylvania Non-Powered GP30 \$159.99


**NEW!**






## PREMIUM TRAIN SETS


*“A crack freight train headed by a powerful, nickel-trimmed, remote control locomotive with a rich black enamel finish. Cars are minutely detailed, enameled in new color combinations, measure 6 3/4” in length and are equipped with 4-wheel trucks. Train measures 41 inches.”*



**NEW!**







**No. 269E O Gauge Freight Train**

The handsome No. 269E O Gauge Freight Train was catalogued in 1935. Reintroduced for 2006, this classic tinplate train set features a locomotive and tender, an oil tank car with the popular Sunoco logo, a dump car with tilting bin, and a caboose.

**SET FEATURES:**

- #261E locomotive and #261T tender, a #654 oil tank car, a #659 dump car with tilting body, and a #657 caboose

**LOCOMOTIVE FEATURES:**

- Transformer controlled forward, neutral, and reverse operation
- TrainSounds sound system with synchronized chuffing, crew announcement, brake squeal, steam whistle, and bell
- Powerful maintenance-free motor with momentum flywheel
- Operating headlight

- Metal locomotive body, frame, and trucks
- Traction tires
- Engineer and fireman figures
- Metal tender body and trucks


**ROLLING STOCK FEATURES:**

- Die-cast metal trucks with operating latch couplers (Caboose has one coupler)
- Metal frames and bodies
- Operating dump car

- Individually boxed
- Minimum Curve: 0-27
- Length: 41"

(6-51009) \$629.99

*TrainSounds*<sup>TM</sup>











Includes telephone pole and searchlight

### #2519W Virginian Diesel Freight

Released in 1958, outfit #2519W would prove the last Lionel Train Master diesel freight set of the Postwar era. Led by a Pullmor powered Train Master diesel, the impressive Virginian set is back after almost 50 years. The powerful #2331 Train Master now comes updated with the TMCC and the RailSounds sound system. Among the collection of Postwar favorites that make up this set is a first time reissue of the classic #6557 smoking caboose.

#### SET INCLUDES:

- #2331 Virginian Train Master diesel locomotive, #6801 flatcar with boat, #6414 Evans auto loader, #6464-275 State of Maine boxcar, #6434 poultry dispatch car, #3530 EMD generator car, #6557 Lionel Lines smoking caboose

#### LOCOMOTIVE FEATURES:

- **TrainMaster Command Control** equipped—able to run in Command Control Mode or in Conventional Transformer Control Mode
- **RailSounds** sound system with **CrewTalk** communication and **TowerCom** announcements
- Directional lighting, including two operating headlights
- Front and rear **ElectroCouplers**
- Dual powerful **Pullmor** motors
- **Magne-Traction** track gripping system
- Traction tires
- Die-cast metal trucks, pilots, and fuel tank
- Metal frame
- Illuminated cab interior
- Engineer and fireman figures

#### ROLLING STOCK FEATURES:

- Die-cast metal trucks and operating couplers
- #6801 Flatcar includes sprung trucks and removable boat
- #6414 Evans auto loader includes sprung trucks, metal superstructure, and four removable automobiles
- #6464-275 State of Maine boxcar includes sprung trucks and opening doors
- #6434 Poultry dispatch car includes interior illumination
- #3530 EMD generator car includes internal rotating fan, opening doors, metal frame, detachable telephone pole, and searchlight
- #6557 Lionel Lines caboose includes metal frame, smokestack, and operating smoke unit
- Individually boxed
- Postwar Celebration Series plaque and packaging
- Minimum Curve: 0-31
- Length: 78"

(6-31740) #2519W Virginian Diesel Freight \$729.99





## PREMIUM TRAIN SETS

### #2269W B&O Diesel Freight Set

Led by a Pullmor powered F3 A-unit and a non-powered F3 B-unit diesel, the celebrated two-locomotive Baltimore and Ohio set is back after 50 years. The powered locomotive is now updated with TrainMaster Command Control, and the B-unit features the RailSounds sound system. This set features a long string of Postwar favorites.

#### SET INCLUDES:

- #2368P F3 powered A-unit, 2368C F3 non-powered B-unit, #3356 horse car and corral, #6518 double-truck flatcar with transformer, #6315 single-dome tank car, #3361 log dump car, #6517 bay window caboose

#### LOCOMOTIVE FEATURES:

- **TrainMaster Command Control** equipped—able to run in Command Control Mode or in Conventional Transformer Control Mode
- Directional lighting, including operating headlights
- Front **ElectroCoupler**
- Dual powerful **Pullmor** motors
- **Magne-Traction** track gripping system
- Traction tires
- Die-cast metal trucks, pilots, and fuel tank
- Die-cast metal frame
- Illuminated cab interior
- Engineer and fireman figures

#### ROLLING STOCK FEATURES:

- Die-cast metal trucks and operating couplers
  - #3356 horse car includes corral for loading and unloading horses
  - #6518 double-truck transformer flatcar
  - #3361 log dump car includes tray and logs
  - #6517 caboose with illuminated interior, and flashing rear strobe light
- Individually boxed
  - Postwar Celebration Series plaque and packaging
  - Minimum Curve: 0-31
  - Length: 82 1/4"

#### NON-POWERED FEATURES:

- TrainMaster Command Control equipped
- **RailSounds sound system** with CrewTalk communication and TowerCom announcements
- Rear ElectroCoupler
- Die-cast metal frame
- Directional lighting including operating back-up light
- Postwar Celebration Series plaque and packaging
- Minimum Curve: 0-31
- Length: 13"





Operating horse car and corral

**RailSounds<sup>®</sup>**  
**5.0**

**NEW!**

(6-34504) Baltimore & Ohio Non-powered F3 A-unit \$199.99






**NEW!**

(6-31752) #2369W B&O Diesel Freight Set \$739.99



Operating log dump car





**#2545WS "N&W" Space-Freight**

"Behind the bullet-nosed locomotive, a Magne-Traction masterpiece, comes a train complete with Rocket Age Power and Styling. The helicopter takes off at your remote control command. Fire the missile at the exploding target car and see the antenna rotate on the radar-scanning scope car. As up-to-date-as tomorrow's headlines!"

First released in 1959, the classic space-freight set is now updated with TrainMaster Command Control and the RailSounds 5.0 sound system.

**SET INCLUDES:**

- #746 steam locomotive and tender, #6175 flat car, #6470 exploding target car, #3419 operating helicopter launch car, #6650 missile launching car, #3540 radar car, #6517 bay window caboose

**LOCOMOTIVE FEATURES:**

- **TrainMaster Command Control** equipped—able to run in Command Control Mode or in Conventional Transformer Control Mode
- **Odyssey System** for speed control with ON/OFF switch
- Powerful maintenance-free motor with momentum flywheel
- **Wireless Tether** connection between locomotive and tender
- Operating headlight

- Illuminated classification lights
- Die-cast metal locomotive body, frame, and trucks
- **ElectroCoupler** on rear of tender
- Traction tires
- Synchronized fan-driven smoke unit
- Separately applied metal details, including accurate builder's plates
- Illuminated cab interior
- Glowing firebox in cab
- Cab window glass
- Engineer and fireman figures
- Die-cast metal tender body and trucks
- Realistic, separately applied coal load

**RAILSOUNDS 5.0 SOUND SYSTEM WITH CUSTOM**

**RECORDED EFFECTS, INCLUDING:**

- Multi-part **CrewTalk** dialog and **TowerCom** announcements to create realistic operating scenarios—from pulling out of the yard to initiating an emergency stop, in both conventional and Command Control environments
- Realistic operator-controlled effects, including the water injector, activated by the CAB-1 Remote Controller
- **DynaChuff** synchronized chuffing that shifts through 15 levels of intensity as the locomotive gains speed

- Simulate the locomotive running light or battling against a heavy load by manually adjusting the DynaChuff intensity with CAB-1 commands
- **MultiWhistle** effect simulates blows at different steam pressures, long and short attacks, and even extra quilling with each press of the whistle button
- Independently adjustable volume control—use the CAB-1 Remote Controller to lower the level of background effects such as chuffing, while keeping operator-controlled effects such as the whistle at full volume

**ROLLING STOCK FEATURES:**

- Die-cast metal sprung trucks and operating couplers (Caboose has die-cast trucks)
- #6175 flat car includes rocket
- #6470 exploding target car
- #3419 operating helicopter launch car
- #6650 missile launching car
- #3540 radar car
- #6517 bay window caboose with lighted interior
- Individually boxed
- Postwar Celebration Series plaque and packaging
- Minimum Curve: 0-31
- Length: 86 1/2"

**NEW!**



{6-31754} #2545WS "N&W" Space-Freight \$1159.99






#175 Rocket Launcher available separately. See page 151



See page 97



Concept drawing shown

**Air Whistle Tender**

Add a J Class locomotive tender with an authentic air whistle.

**FEATURES:**

- Die-cast metal trucks and operating coupler
- Authentic air whistle
- Postwar Celebration Series plaque and packaging
- Minimum Curve: 0-27
- Length: 9 1/4"

(6-29850) \$69.99

**NEW!**

**REALISTIC WHISTLE!**





**Alien Suspension Car**

**FEATURES:**

- Die-cast metal sprung trucks and operating couplers
- Metal frame
- Two alien figures
- Length: 10 1/4"

(6-29609) Alien Suspension Car \$59.99



**NEW!**

**AlienSounds Boxcar**

Brace yourself for some out-of-this-world sounds, including the zoom of spaceships, the blast of phasers, and alien chatter. A variety of sounds are activated by pushing the whistle, bell, or brake button on your conventional transformer. Create your own alien express by adding the AlienSounds Boxcar and other space-related rolling stock to your layout.

**FEATURES:**

- AlienSounds, including the sound of spaceships, phaser blasts, and alien chatter
- Many sounds operator-controlled
- Die-cast metal trucks and operating couplers
- Volume control and ON/OFF switch
- Conventional transformer control
- Metal frame
- Length: 10 1/2"

(6-26867) AlienSounds Boxcar \$109.99



**NEW!**

**Alien Radar Tracking Car**

**FEATURES:**

- Antenna rotates via track power
- Illuminated radar screen
- Length: 10 1/2"

(6-26857) Alien Radar Tracking Car \$64.99



**NEW!**



Illuminated radar screen

(6-26872) U.S. Army Security Car \$74.99



**NEW!**

**U.S. Army Security Car**

**FEATURES:**

- Die-cast metal trucks and operating couplers
- Illuminated searchlight rotates via track power
- Length: 10 1/2"



Military accessories available on pages 142-143





(6-26877) U.S. Army Missile Launch Sound Car \$189.99



**NEW!**

**U.S. Army Missile Launch Sound Car**

Add realistic sound to your Missile Launcher Locomotive with the matching U.S. Army Missile Launch Sound Car. Synchronized with the launcher locomotive (sold separately), the missile launch sound car adds a fiery whoosh to each missile launched.

**FEATURES:**

- Sound effects include the whoosh of missiles, warning claxon, siren, and special crew announcements
- Die-cast metal trucks and operating couplers
- Metal frame
- TrainMaster Command Control System required
- Length: 10 1/4"

**U.S. Army Missile Launcher Locomotive**

The popular Missile Launcher Locomotive is ready for duty in the U.S. Army. Fire the missiles using your CAB-1 Remote Controller or an uncoupling track section.

**FEATURES:**

- **TrainMaster Command Control** equipped—able to run in Command Control Mode or in Conventional Transformer Control Mode
- Missile launching function via TMCC CAB-1 Remote Controller or with Remote Control Track (both sold separately)
- Operating headlights
- **ElectroCoupler** on rear of locomotive
- Powerful Pullmor motor
- **Magne-Traction** track gripping system
- Metal frame
- Flashing strobe light
- Operator figure
- Four missiles
- Length: 12 1/2"

(6-28411) U.S. Army Missile Launcher Locomotive \$299.99



**NEW!**



# TRADITIONAL STEAM LOCOMOTIVES

## Traditional Steam Locomotives

- ✓ Operating whistles, headlights, and couplers
- ✓ Realistic smoke
- ✓ Minimum Curve: 0-27
- ✓ Affordable additions to Lionel train sets
- ✓ Perfectly matched to **Lionel Traditional Rolling Stock**

### Western Maryland 4-4-2 Steam Locomotive

Every railroad needs a strong stable of iron horses. Built of tough die-cast metal, the classic 4-4-2 is now available in Western Maryland fireball livery.

(6-28677) Western Maryland 4-4-2 Steam Locomotive \$109.99



**NEW!**

#### ADDITIONAL FEATURES:

- Transformer controlled forward, neutral, and reverse operation
- Realistic air whistle in tender
- Powerful, maintenance-free motor
- Operating headlight
- Die-cast metal locomotive body and frame
- Operating coupler on rear of tender
- Traction tires
- Puffing smoke unit
- Die-cast metal tender trucks
- Metal tender frame
- Minimum Curve: 0-27
- Length: 18 1/4"



**NEW!**

(6-36559) Western Maryland Caboose \$44.99

### 0-6-0 Dockside Switchers

Built of tough die-cast metal, these mighty switchers offer plenty of action in an affordable package.

#### FEATURES:

- Transformer controlled forward, neutral, and reverse operation
- Electronic steam whistle
- Directional lighting with operating headlight and back-up light
- Die-cast metal locomotive body and frame
- Powerful maintenance-free motor with momentum flywheel
- Front and rear operating couplers
- Traction tires
- Puffing smoke unit
- Engineer and fireman figures
- Minimum Curve: 0-27
- Length: 8 1/2"

(6-28676) U.S. Steel Dockside Switcher \$109.99



**NEW!**



See page 116



See page 109



**NEW!**

(6-36552) U.S. Steel Work Caboose \$44.99



(6-28695) Halloween Docksider Switcher \$109.99



**NEW!**



See page 115



See page 147

(6-36550) Halloween Transfer Caboose \$44.99



**NEW!**

**Caboose**

- Die-cast metal trucks and operating couplers
- Interior illumination
- Minimum Curve: O-27
- Length: 7 1/4" Square window caboose  
8 3/4" Work and transfer cabooses

(6-28675) Southern Pacific Docksider Switcher \$109.99



**NEW!**

(6-28674) C&O Docksider Switcher \$109.99



**NEW!**

(6-36554) Southern Pacific Work Caboose \$44.99



**NEW!**

(6-36560) C&O Caboose \$44.99



**NEW!**



## TRADITIONAL STEAM LOCOMOTIVES

### Virginian 2-8-4 Berkshire

Capture all the drama of railroading days gone by, from steam hisses to the lonesome whistle 'round the bend. This die-cast metal locomotive features the added excitement of the TrainSounds sound system. Control the action from any Lionel-compatible transformer.

#### FEATURES:

- Transformer controlled forward, neutral, and reverse operation
- TrainSounds sound system with synchronized chuffing, crew announcement, brake squeal, steam whistle, and bell
- Powerful maintenance-free motor with momentum flywheel
- Operating headlight
- Die-cast metal locomotive body, frame, and trucks
- Operating coupler on rear of tender
- Traction tires
- Puffing smoke unit
- Engineer and fireman figures
- Die-cast metal tender body and trucks
- Minimum Curve: 0-27
- Length: 19"



(6-28681) Virginian 2-8-4 Berkshire \$259.99



(6-36558) Virginian Caboose \$44.99



(6-28679) Army Transportation Corps 0-4-0 \$169.99



(6-36562) Army Work Caboose \$44.99





(6-28680) Reading 0-4-0 \$169.99



(6-36563) Reading Work Caboose \$44.99



(6-28678) Rio Grande 0-4-0 \$169.99



(6-36557) Rio Grande Work Caboose \$44.99

**0-4-0 Steam Locomotives**

These die-cast metal switchers are ready for action on any layout. Push or pull rolling stock with dual operating couplers. Each locomotive also includes an all-new realistic steam whistle.

**FEATURES:**

- Transformer controlled forward, neutral, and reverse operation
- Electronic steam whistle
- Powerful, maintenance-free motor
- Die-cast metal locomotive body and frame
- Traction tires
- Puffing smoke unit
- Die-cast metal tender trucks
- Die-cast metal tender frame
- Directional lighting, including operating headlight and back-up light
- Front and rear operating couplers
- Minimum Curve: 0-27
- Length: 15"

**Caboosees**

- Die-cast metal trucks and operating couplers
- Interior illumination
- Minimum Curve: 0-27
- Length: 7 1/4" Square window caboose  
8 3/4" Work cabooses





**Lionel Lines 2-8-4 Berkshire with TMCC**

Take your ready-to-run train set or conventionally controlled layout to the next level with this affordable TMCC-equipped Berkshire locomotive. With a TMCC Command Base and CAB-1 Remote Controller (sold separately), all it takes is a one-wire connection to get started with the TrainMaster Command Control system. Fire the rear coupler, trigger announcements, and even blow the whistle with the freedom of walk-around remote control.

**FEATURES:**

- **TrainMaster Command Control** equipped—able to run in Command Control Mode or in Conventional Control Mode
- **RailSounds** sound system with CrewTalk communication, TowerCom announcements, and **DynaChuff** synchronized chuffing
- Operating headlight
- **ElectroCoupler** on rear of tender
- Powerful maintenance-free motor with momentum flywheel
- Traction tires
- Puffing smoke unit
- Die-cast metal locomotive body, frame, and trucks
- Die-cast metal tender body and trucks with a metal frame
- Engineer and fireman figures
- Minimum Curve: 0-27
- Length: 19"

**Lionel Lines TrainSounds Caboose**

**FEATURES:**

- TrainSounds sound system with multi-part crew dialog
- Operates in the TMCC and conventional environment
- Volume control and ON/OFF switch
- Lighted interior
- Die-cast metal trucks and operating couplers
- Metal frame
- Length: 10 1/4"

*TrainSounds™*

(6-29834) Lionel Lines TrainSounds Caboose \$159.99



(6-11101) Lionel Lines 2-8-4 Berkshire with TMCC \$349.99





(6-28683) Baltimore & Ohio Mikado \$259.99

**NEW!**



**2-8-2 Mikado Steam Locomotives**

First used on the Nippon Railway in Japan in 1897, the 2-8-2 class steam locomotive was nicknamed Mikado, meaning "emperor" in Japanese. Gaining popularity in the United States before WWI, numerous 2-8-2 locomotives thundered across American high iron. This powerful Mikado steam locomotive is ready for duty on your railroad with the thrill of the TrainSounds sound system. Operate this locomotive with any standard transformer.

**FEATURES:**

- Transformer controlled forward, neutral, and reverse operation
- TrainSounds sound system with synchronized chuffing, crew announcement, brake squeal, steam whistle, and bell
- Powerful maintenance-free motor with momentum flywheel
- Operating headlight
- Die-cast metal locomotive body, frame, and trucks
- Operating coupler on rear of tender
- Traction tires
- Puffing smoke unit
- Engineer and fireman figures
- Die-cast metal tender body and trucks
- Minimum Curve: 0-27
- Length: Approximately 19"

See page 123



**NEW!**

(6-28684) Union Pacific Mikado \$259.99



See page 123

*TrainSounds™*





### LionMaster Southern Pacific AC-12 Cab Forward

The popular Lionel AC-12 Cab Forward joins the LionMaster roster! Along with TMCC and the Odyssey System for speed control, this new Lionel model features the unsurpassed RailSounds 5.0 sound system, including the unique air horn. The Cab Forward is designed for maximum performance on curves as tight as O-31.

#### FEATURES:

- **TrainMaster Command Control** equipped—able to run in Command Control Mode or in Conventional Transformer Control Mode
- **RailSounds 5.0** sound system with CrewTalk communication, TowerCom announcement, and DynaChuff synchronized chuffing
- **Odyssey System** for speed control
- **FatBoy** speaker for the ultimate in sound reproduction
- Wireless Tether connection between locomotive and tender
- Directional lighting, including operating headlight, classification lights, and operating back-up light on tender
- **ElectroCoupler** on rear of tender
- Dual powerful maintenance-free motors with momentum flywheels
- Traction tires
- Puffing, fan-driven smoke unit
- Die-cast metal locomotive body, pilot, and trucks
- Die-cast metal tender body and trucks
- Separately applied metal details
- Accurate, separately-applied builder's plates
- Authentically detailed cab interior
- Glass in cab windows
- Engineer and fireman figures
- Minimum Curve: O-31
- Length: Approx. 27"

**NEW!**

**RailSounds<sup>®</sup>**  
**5.0**

**LIONMASTER**

Concept model shown





Southern Pacific TrainSounds Caboose

FEATURES:

- TrainSounds sound system with multi-part crew dialog
- Operates in the TMCC and conventional environments
- Volume control and ON/OFF switch
- Lighted interior
- Die-cast metal trucks and operating couplers
- Metal frame
- Length: 10 1/4"

*TrainSounds™*



Directional lighting, including tender back-up light



(6-29835) Southern Pacific TrainSounds Caboose \$159.99

**NEW!**

**RUNS ON  
O-31 TRACK!**

(6-11107) LionMaster Cab Forward \$849.99





## 0-8-0 Steam Locomotives

The USRA 0-8-0 performed switching duties and hauled short branchline trains on rails in every part of the country. With an 0-31 minimum curve, the Lionel 0-8-0 provides an affordable way to bring a scale-sized, super-detailed, steam locomotive to virtually any O gauge layout.

### FEATURES:

- Transformer controlled forward, neutral, and reverse operation
- TrainSounds sound system
- Powerful maintenance-free motor with momentum flywheel
- Lighting including operating headlight and back-up light on rear of tender
- Die-cast metal locomotive body, frame, trucks, and pilot
- Front and rear operating couplers
- Traction tires
- Puffing fan-driven smoke unit
- Opening roof hatches
- Realistic, separately applied coal load
- Separately applied metal details
- Accurate separately applied builder's plates
- Illuminated cab interior, including painted valve handles
- Glowing firebox in cab
- Cab window glass
- Engineer and fireman figures
- Die-cast metal tender body and trucks
- Minimum Curve: 0-31
- Length: 18 1/4"

*TrainSounds*™



Detailed boiler front and backhead with glowing firebox



Opening roof hatches



Separately applied coal load



(6-11109) C&O \$419.99



(6-11110) New York Central \$419.99







### Milwaukee Road Hiawatha 4-4-2 Steam Locomotive

In 1935, the Milwaukee Road introduced an all new streamlined passenger train capable of both dizzying speeds and luxurious service. The Milwaukee Road dubbed this fast and fantastic train the Hiawatha. Built by the American Locomotive Company, locomotive Number 3 was delivered in May 1936. Dressed in vibrant orange, maroon, and gray, this new locomotive was prepared for service with the Hiawatha.

Built from all-new tooling, this classic locomotive features many prototypical details, including an opening front cowl, opening cab doors, and separately applied handrails and catwalks. This model also boasts the unsurpassed RailSounds 5.0 sound system with two FatBoy speakers.

Matching Hiawatha passenger cars are also available, complete with a "Beaver Tail" observation car.

#### FEATURES:

- **TrainMaster Command Control** equipped—able to run in Command Control Mode or in Conventional Transformer Control Mode
- **Odyssey System** for speed control with ON/OFF switch
- High-torque Pittman® motor with momentum flywheel
- **Wireless Tether** connection between locomotive and tender
- Operating headlight
- Illuminated classification lights
- Die-cast metal locomotive body, frame, and trucks
- **ElectroCoupler** on rear of tender
- Traction tires
- Synchronized fan-driven smoke unit
- Separately applied metal details, including accurate builder's plates
- Illuminated cab interior
- Glowing firebox in cab
- Cab window glass
- Engineer and fireman figures
- Die-cast metal tender body and trucks

#### RAILSOUNDS 5.0 SOUND SYSTEM WITH CUSTOM RECORDED EFFECTS INCLUDING:

- Multi-part **CrewTalk** dialog and **TowerCom** announcements to create realistic operating scenarios, from pulling out of the yard to initiating an emergency stop, in both conventional and Command Control environments
- Realistic operator-controlled effects, including the water injector, activated by the CAB-1 Remote Controller
- **DynaChuff** synchronized chuffing that shifts through 15 levels of intensity as the locomotive gains speed
- Simulate the locomotive running light or battling against a heavy load by manually adjusting the DynaChuff intensity with CAB-1 commands
- **MultiWhistle** effect simulates blows at different steam pressures, long and short attacks, and even extra quilling with each press of the whistle button
- Independently adjustable volume control—use the CAB-1 Remote Controller to lower the level of background effects such as chuffing, while keeping operator-controlled effects such as the whistle at full volume
- Minimum Curve: 0-54
- Dimensions: Length: Approx. 22 1/8"

### Hiawatha 18" Passenger Cars


Build an impressive Hiawatha consist with matching 18" passenger cars.

#### FEATURES:

- Die-cast metal sprung trucks with operating couplers and hidden uncoupling tab
- Operating diaphragms between cars
- Extruded aluminum bodies with flush fitting windows
- Metal frames
- Authentically detailed and painted interiors
- Passenger figures
- Interior lighting with ON/OFF control

#### STATIONSOUNDS SOUND SYSTEM FEATURES:

- Accessible with either TrainMaster Command Control or a conventional transformer
- Custom recordings, featuring multiple characters, allow you to recreate an entire rail journey from departure to arrival at your final destination
- Arrival/departure announcements, dining reservation calls, and other en route dialog
- "Clickety-clack" of the cars as they roll down the rails
- Minimum Curve: 0-54
- Dimensions: Length: 19"



(6-38094) Milwaukee Road Hiawatha 4-4-2 \$1099.99



(6-29191) Hiawatha 18" Passenger Car 4-Pack \$579.99



**NEW!**



**NEW!**





Concept model shown.

# Hiawatha

(6-29196) Hiawatha 18" Passenger Car 2-Pack \$299.99

(6-29199) Hiawatha Passenger Car StationSounds Diner \$299.99



**NEW!**



**NEW!**





**Southern PS-4 Steam Locomotive**

In its striking green and gold livery, the Southern PS-4 remains one of the most beautiful steam locomotives to ever ride the rails. First delivered in the mid-1920s, the colorful Pacific-types were inspired by English steamers of the era. With their 73" drivers and 4-6-2 wheel configuration, the PS-4's hauled the Southern's signature passenger varnish to speeds up to 80 miles per hour.

Available separately for the first time, this new scale-sized locomotive includes many distinguishing details and upgraded features. Complete with a brakeman's stand and Walschaerts valve gear, the Lionel model portrays the PS-4 as she would have looked in the late 1930s through 1940s. Now equipped with the RailSounds 5.0 sound system, the Lionel PS-4 also features the DynaChuff synchronized chuffing effect with a rate of four chuffs per revolution.



Opening cab roof hatch

Flickering fire box and painted valves in cab

Brakeman's stand

(6-11103) Southern PS-4 #1403 \$999.99

*RailSounds*<sup>®</sup>  
5.0

**FOUR  
CHUFFS PER  
REVOLUTION**





See page 124



(6-15588) Southern Heavyweight Passenger Car 4-pack \$494.99



(6-15593) Southern Heavyweight Passenger Car 2-pack \$264.99



(6-15596) Southern Heavyweight StationSounds Diner \$294.99

**FEATURES:**

- Separately applied details include whistle rod, whistle and bell cords, brakeman's stand, and Walschaerts valve gear
- Realistic separately applied coal load
- Synchronized smoke unit with adjustable smoke output
- **TrainMaster Command Control** equipped—able to run in Command Control Mode or in Conventional Transformer Control Mode
- **Odyssey System** for speed control with ON/OFF switch
- **RailSounds 5.0** sound system with custom recorded effects including:
  - Multi-part **CrewTalk** dialog and **TowerCom** announcements to create realistic operating scenarios, from pulling out of the yard to initiating an emergency stop
  - Realistic operator-controlled effects, including the water injector, activated by the CAB-1 Remote Controller
  - Prototypical four chuffs per revolution
  - **DynaChuff** synchronized chuffing that shifts through 15 levels of intensity as the locomotive gains speed
- Simulate the locomotive running light or battling against a heavy load by manually adjusting the DynaChuff intensity with CAB-1 commands
- **MultiWhistle** effect simulates blows at different steam pressures, long and short attacks, and even extra quilling with each press of the whistle button
- Independently adjustable volume control—use the CAB-1 Remote Controller to lower the level of background effects such as chuffing, while keeping operator-controlled effects such as the whistle at full volume
- Many operator-controlled effects, including CrewTalk dialog and TowerCom announcements, are accessible using only a conventional transformer
- Dual **FatBoy** speakers for the ultimate in sound reproduction
- High-torque Pittman® motor with momentum flywheel
- **Wireless Tether** connection between locomotive and tender
- Operating headlight and classification lights
- Die-cast metal locomotive body, frame, and trucks
- Scale front coupler with interchangeable O gauge coupler for double-heading
- **ElectroCoupler** on rear of tender
- Traction tires
- Separately applied metal details
- Accurate separately applied builder's plates
- Opening cab roof hatch
- Illuminated cab interior with painted valve handles
- Variable ashpan glow
- Flickering firebox in cab
- Cab window glass
- Engineer and fireman figures
- Die-cast metal tender body and trucks
- Opening tender water hatch reveals easy-to-access RailSounds controls
- Minimum Curve: 0-54
- Dimensions: Length: 23 1/2"







### New York Central L-2A Mohawk

By the 1920s, rolling stock became heavier as freight schedules became tighter. The New York Central Railroad turned to the American Locomotive Company to build a 4-8-2 freight locomotive that could run at near passenger service speeds. They were an instant success and given the name Mohawk in honor of the river that ran along the NYC mainline. In 1925, ALCo delivered an improved version, the L-2. This class would prove the most numerous fleet of Mohawks, running throughout the NYC system until the 1950s. Producing 72,700 pounds of tractive effort and 3,320 horsepower, the L-2A was equally at home leading long coal drags or speeding down the mainline with a fast freight consist. This new Lionel model portrays L-2A #2770 in the last half of her career dressed in the "blade" lettering style of modern New York Central steam power.

Upgraded with the latest RailSounds 5.0 sound system, the L-2A includes the most realistic four chuffs per revolution effect in O gauge. Listen to the intensity and cadence of the chuffs prototypically change as the locomotive gains speed. It also features an improved synchronized smoke unit with new variable smoke output. Choose between light, medium, or heavy smoke using a simple CAB-1 command.

**FOUR  
CHUFFS PER  
REVOLUTION!**

(6-11105) New York Central L-2A Mohawk \$1099.99





## FEATURES:

- **TrainMaster Command Control** equipped—able to run in Command Control Mode or in Conventional Transformer Control Mode
- **Odyssey System** for speed control with ON/OFF switch
- **RailSounds 5.0** sound system with custom recorded effects including:
  - Multi-part **CrewTalk** dialog and **TowerCom** announcements to create realistic operating scenarios – from pulling out of the yard to initiating an emergency stop, in both conventional and Command Control environments
  - Realistic operator-controlled effects, including the water injector, activated by the CAB-1 Remote Controller
  - **Prototypical four chuffs per revolution**
  - **DynaChuff** synchronized chuffing that shifts through 15 levels of intensity as the locomotive gains speed
  - Simulate the locomotive running light or battling against a heavy load by manually adjusting the **DynaChuff** intensity with CAB-1 commands
  - **MultiWhistle** effect simulates blows at different steam pressures, long and short attacks, and even extra quilling with each press of the whistle button
  - Independently adjustable volume control—use the CAB-1 Remote Controller to lower the level of background effects such as chuffing, while keeping operator-controlled effects such as the whistle at full volume

**RailSounds**<sup>®</sup>  
5.0

- **FatBoy** speaker for the ultimate in sound reproduction
- High-torque **Pittman**<sup>®</sup> motor with momentum flywheel
- **Wireless Tether** connection between locomotive and tender
- Directional lighting, including operating headlight and back-up light
- Illuminated classification and marker lights
- Die-cast metal locomotive body, frame, and trucks
- Scale front coupler with interchangeable O gauge coupler for double-heading
- **ElectroCoupler** on rear of tender
- Traction tires
- Synchronized fan-driven smoke unit with adjustable smoke output
- Separately applied metal details
- Accurate separately applied builder's plates
- Opening cab roof hatches



Separately applied coal

- Illuminated cab interior
- **Variable ashpan glow**
- **Flickering firebox in cab**
- Cab window glass
- Engineer and fireman figures
- Die-cast metal tender body and trucks
- Realistic separately applied coal load
- Opening tender water hatch reveals easy-to-access RailSounds controls
- Minimum Curve: 0-54
- Length: 25 1/2"





## Norfolk & Western J Class #611

In 1950, three J class steamers rolled out of the Norfolk & Western Railway's famed Roanoke shops. Fatefully, they would prove the last 4-8-4's built in America. The bullet-nosed behemoths sped signature trains such as the *Pouhatan Arrow* along the N&W's entire 676 mile mainline, often at speeds approaching 100 miles per hour. Although retired from service after less than a decade, one of the graceful J's remained a true steam survivor. N&W #611 headed excursion runs as late as the mid-1990s and is currently on display at the Virginia Museum of Transportation in Roanoke.

With a vented pilot, solid pilot wheels, and a flat tender deck, this scale-sized Lionel model specifically portrays the #611 during the height of her passenger service. Along with these details, the J includes a wide array of enhancements from its original 2001 release. These features range from the RailSounds 5.0 sound system to smaller, more prototypically sized classification lights.

### FEATURES:

- **TrainMaster Command Control** equipped—able to run in Command Control Mode or in Conventional Transformer Control Mode
- **Odyssey System** for speed control with ON/OFF switch
- **RailSounds 5.0** sound system with custom recorded effects, including:
  - Multi-part **CrewTalk** dialog and **TowerCom** announcements to create realistic operating scenarios – from pulling out of the yard to initiating an emergency stop
  - Realistic operator-controlled effects, including the water injector, activated by the CAB-1 Remote Controller
  - **DynaChuff** synchronized chuffing that shifts through 15 levels of intensity as the locomotive gains speed
  - Simulate the locomotive running light or battling against a heavy load by manually adjusting the DynaChuff intensity level with CAB-1 commands
  - **MultiWhistle** effect simulates blows at different steam pressures, long and short attacks, and even extra quilling with each press of the whistle button
- Independently adjustable volume control—use your CAB-1 Remote Controller to lower the level of background effects such as chuffing, while keeping operator-controlled effects such as the whistle at full volume
- Many operator-controlled effects, including CrewTalk dialog and TowerCom announcements, are accessible using only a conventional transformer
- Dual **FatBoy** speakers for the ultimate in sound reproduction
- High-torque **Pittman**® motor with momentum flywheel
- **Wireless Tether** connection between locomotive and tender
- Directional lighting, including operating headlight and back-up light
- Illuminated classification lights
- Illuminated number boards
- Die-cast metal locomotive body, frame, and trucks
- Swing-out scale front coupler with interchangeable O gauge coupler for double-heading
- **ElectroCoupler** on rear of tender
- Traction tires
- Synchronized fan-driven smoke unit with adjustable smoke output
- Separately applied metal details
- Accurate separately applied builder's plates
- Opening cab roof hatches
- Illuminated cab interior
- **Variable ashpan glow**
- **Flickering firebox** in cab
- Cab window glass
- Engineer and fireman figures
- Die-cast metal tender body and trucks
- Realistic separately applied coal load
- Opening tender water hatch reveals easy-to-access RailSounds controls
- Minimum Curve: 0-54
- Length: 28"



Front vent details




New separately applied coal load



Swing-out scale front coupler




Prototypically sized class lights



Late-version bell location

**RailSounds**  
5.0



(6-38095) Norfolk & Western J Class #611 \$1249.99






Late-version tender



Opening tender water hatch reveals RailSounds controls



Accurate builder's plates







**Joshua Lionel Cowen Series  
Chesapeake & Ohio 2-6-6-6 Allegheny**

In the 1940s, the Chesapeake & Ohio Railway turned to the Lima Locomotive Works to produce a new powerhouse that would replace their aging H-7 class 2-8-8-2 coal haulers. Named in honor of the mountain range where it worked, this new locomotive took Lima's Superpower steam concept to a whole new level. Dubbed the Allegheny, it produced 7,500 horsepower at 40 m.p.h. and 110,200 lbs. of tractive force. The C&O designated the new steamers as class H-8, taking delivery of the first unit in 1941. The massive 2-6-6-6's could haul 10,000 ton trains from the coal fields of West Virginia to eastern ports. Despite their impressive performance, the switch to diesel power found the massive locomotives being retired as early as 1952. Although its career was brief, the sheer size and power of the Allegheny ensures its place on the roster of the greatest steam locomotives of all time.

This top-of-the-line O gauge locomotive accurately portrays C&O #1650, one of the last group built in 1948. Virtually every detail part and piece of piping is separately applied. Prototypical distinctions include cab window configurations, ladder arrangement, and unique overfire jets.


Some of the latest Lionel innovations are found in this TMCC-equipped articulated steamer, including the unsurpassed RailSounds 5.0 sound system. Listen to the ultra-realistic four chuffs per driver revolution as the locomotive battles down the mainline. As speed increases, the cadence of the chuff rate changes, just like the real thing.

**FEATURES:**


- **TrainMaster Command Control** equipped—able to run in Command Control Mode or in Conventional Transformer Control Mode
- **Odyssey System** for speed control with ON/OFF switch
- **RailSounds 5.0** sound system with custom recorded effects, including:
  - Multi-part **CrewTalk** dialog and **TowerCom** announcements to create realistic operating scenarios, from pulling out of the yard to initiating an emergency stop, in both conventional and command control environments

- Realistic operator-controlled effects, including the water injector, activated by the CAB-1 Remote Controller
- **Prototypical four chuffs per revolution**
- **DynaChuff** synchronized chuffing that shifts through 15 levels of intensity as the locomotive gains speed
- Simulate the locomotive running light or battling against a heavy load by manually adjusting the DynaChuff intensity with CAB-1 commands
- **MultiWhistle** effect simulates blows at different steam pressures, long and short attacks, and even extra quilling with each press of the whistle button
- Independently adjustable volume control—use the CAB-1 Remote Controller to lower the level of background effects such as chuffing, while keeping operator-controlled effects such as the whistle at full volume
- Dual **FatBoy** speakers for the ultimate in sound reproduction
- High-torque **Pitman**® motor with momentum flywheel
- **Wireless Tether** connection between locomotive and tender
- Directional lighting, including operating headlight and back-up light
- Illuminated classification and marker lights
- Illuminated number boards
- Die-cast metal locomotive body, frame, and trucks
- Scale front coupler with interchangeable O gauge coupler for double-heading
- **ElectroCoupler** on rear of tender
- Traction tires
- Synchronized fan-driven smoke unit
- Separately applied metal details
- Accurate separately applied builder's plates
- Opening cab roof hatch
- Illuminated cab interior with painted gauges, valves, and walls

- **Variable ashpan glow**
- **Flickering firebox** in cab
- Cab window glass
- Engineer and fireman figures
- Die-cast metal tender body and trucks
- Individually opening tender water hatches reveal easy-to-access RailSounds controls
- Minimum Curve: 0-72
- Length: 32"



**RailSounds<sup>®</sup>  
5.0**



**4 CHUFFS  
PER  
REVOLUTION!**




(6-38081) Chesapeake & Ohio 2-6-6-6 Allegheny \$1699.99



Painted and detailed cab interior




Tender includes separately applied coal and directional lighting



Separately applied overfire jets



Accurate builder's plates





## Traditional Diesel Locomotives

- ✓ Colorful paint schemes
- ✓ Minimum Curve: 0-27
- ✓ Affordable action for any Lionel train set
- ✓ Perfectly matched to **Lionel Traditional Rolling Stock**

### Hobo Handcar

In pursuit of adventure, two tireless tramps pump a “borrowed” handcar down the rails.

#### FEATURES:

- Powerful maintenance-free motor
- Traction tires
- Minimum Curve: 0-27
- Length: 4”



**NEW!**

(6-28416) Hobo Handcar \$69.99



### New Jersey Central Speeder

The motorized successor to the handcar, speeders moved track gangs to the work site and even took the railroad brass on inspection runs. At a pint-sized price, this runabout adds action to any layout or can even give chase to your favorite Lionel ready-to-run train set.

#### FEATURES:

- Transformer controlled forward, neutral, and reverse operation
- Directional lighting
- Powerful maintenance-free motor
- Traction tire
- Die-cast metal frame
- Separately applied metal handrails
- Operating strobe light
- Detailed cab interior
- Interior illumination
- Two crew figures
- Minimum Curve: 0-27
- Length: 3 3/4”

(6-28408) New Jersey Central Speeder \$69.99



**NEW!**



Interior details include M.o.W. tools

### Conrail Rail Bonder

Powered through a long pantograph, rail bonders were used to join sections of rail. This compact motorized unit features an operating headlight and an illuminated interior.

#### FEATURES:

- Transformer controlled forward, neutral, and reverse operation
- Operating headlight
- Powerful maintenance-free motor
- Traction tire
- Die-cast metal frame
- Separately applied metal handrails and non-operating pantograph
- Detailed cab interior
- Interior illumination
- Two crew figures
- Minimum Curve: 0-27
- Length: 4 3/16”

(6-28409) Conrail Rail Bonder \$69.99



**NEW!**



**Milwaukee Road Snowplow**

Keep your mainline clear with this classic motorized unit. Painted in bold Milwaukee Road colors, this snowplow features the legendary power of a genuine Pullmor motor.

**FEATURES:**

- Transformer controlled forward, neutral, and reverse operation

- Powerful Pullmor motor
- Operating headlight
- Operating coupler on rear of unit
- Traction tire
- Die-cast metal frame
- Minimum Curve: 0-27
- Length: 7 3/4"

(6-28413) Milwaukee Road Snowplow \$209.99



**PULLMOR POWERED!**

**NEW!**

**#3360 Lionel Lines Burro Crane**

First introduced in 1956, the classic #3360 Burro Crane returns with a rotating cab and manually controlled hooks.

**FEATURES:**

- Forward and reverse operation
- Rotating cab
- Manually controlled boom and winch
- Fixed couplers
- Powerful Pullmor motor
- Metal frame
- Postwar plaque and packaging
- Minimum Curve: 0-27
- Length: 5 3/8"

(6-28414) #3360 Lionel Lines Burro Crane \$159.99



**NEW!**




(6-28403) Pennsylvania Ballast Tamper \$104.99

**Pennsylvania Ballast Tamper**

A crucial piece of M.o.W. equipment, this self-propelled unit includes four tampers that move up and down to keep the roadbed solid.

**FEATURES:**

- Inner tampers operate automatically with ON/OFF switch
- Outer tampers retract manually
- Powerful maintenance-free motor
- Traction tire
- Die-cast metal frame
- Detailed cab interior
- Interior illumination
- Crew figure
- Length: 5 1/2"



Operating tampers with ON/OFF switch



Separately applied details



Realistic interior and overhead work lights



Separately applied piping

Retractable side tampers





## TRADITIONAL DIESELS

(6-28864) Union Pacific RS-3 \$84.99



(6-36565) Union Pacific Caboose \$47.99



(6-28866) New York Central GP20 \$139.99



**METAL  
FRAME**

(6-36566) New York Central Caboose \$47.99



(6-28865) Great Northern GP9 \$209.99



**DIE-CAST  
METAL  
TRUCKS**

(6-36567) Great Northern Caboose \$47.99



### Caboose

#### FEATURES:

- Die-cast metal trucks and operating couplers
- Metal frame, ladders, toolboxes, and smokestack (except Southern)
- Interior illumination
- Minimum Curve: 0-27
- Length: 7 1/4"

**DIE-CAST  
METAL  
TRUCKS**

(6-36536) Southern Caboose \$39.99



### RS-3, GP20, and GP9 diesel locomotives

Beef up your diesel fleet with these new freight growlers ready for action in 2006. Each includes a powerful horn and dual operating couplers. The GP20 and GP9 both offer the added strength of a metal frame and handrails. The classic GP9 provides extra pulling power with dual motors and die-cast metal trucks. A matching caboose is available for each livery.

#### FEATURES:

- Transformer controlled forward, neutral, and reverse operation
- Electronic diesel horn
- Operating headlights
- Front and rear operating couplers
- Powerful maintenance-free motor
- Traction tires
- Interior illumination
- Engineer and fireman figures
- Minimum Curve: 0-27
- Length: RS-3: 14 1/2"  
GP20: 14"  
GP9: 14"

#### GP20 ADDITIONAL FEATURES:

- Metal frame and handrails

#### GP9 ADDITIONAL FEATURES:

- Dual powerful maintenance-free motors
- Die-cast metal trucks and fuel tank
- Metal frame



**FT Diesel Locomotive**

Add GM diesel power to your roster with an FT diesel locomotive. Matching streamliner cars are available.

**FEATURES:**

- Transformer controlled forward, neutral, and reverse operation
- Electronic diesel horn
- Operating headlight
- Front operating coupler
- Dual powerful maintenance-free motors
- Traction tires
- Die-cast metal trucks, pilot, and fuel tank
- Metal frame
- Lighted cab interior
- Engineer and fireman figures
- Minimum Curve: 0-27
- Length: 12 3/4"

**DIE-CAST  
METAL  
TRUCKS**



(6-34501) Southern FT Diesel Locomotive \$229.99



(6-25121) Southern Streamliner 4-Pack \$209.99



(6-25126) Southern Streamliner 2-Pack \$119.99

*TrainSounds™*

**NEW!**

**DIE-CAST  
METAL  
TRUCKS**



(6-25178) California Zephyr Steamliner TrainSounds Baggage Car \$159.99



(6-34500) Rio Grande FT Diesel Locomotive \$244.99

**NEW!**

**NEW!**



(6-25156) California Zephyr Streamliner 4-Pack \$219.99

**NEW!**



(6-25161) California Zephyr Streamliner 2-Pack \$124.99



### Standard O Diesel Locomotives

- ✓ Scale proportions
- ✓ Separately applied detail parts
- ✓ Super-detailed die-cast metal trucks
- ✓ Authentic paint schemes
- ✓ Perfectly matched to **Lionel Standard O Rolling Stock**

#### Conventional Standard O Diesel Locomotives

This diesel collection offers the scale size and detail of Lionel Standard O with electronics geared toward the operator who prefers traditional transformer-only operation. With a matching non-powered unit, these diesels offer an affordable way for anyone to expand their Standard O motive power roster.

#### Conventional Rio Grande SD-40T-2 Diesel Locomotives

With intake vents positioned at the lower rear of the hood, the SD-40T-2 locomotives were built to operate through snowsheds and tunnels. Ready for duty in the conventional environment, the Rio Grande SD-40T-2 diesel locomotives include the distinctive see-through grills on the sides. A matching non-powered unit is available for easy double-heading.

##### POWERED SD-40T-2 FEATURES:

- Transformer controlled forward, neutral, and reverse operation
- Electronic diesel horn
- Directional lighting, including LED headlights
- Operating marker lights
- Front and rear operating couplers
- Dual powerful maintenance-free motors with momentum flywheels
- **Magne-Traction** track gripping system
- Traction tires
- Fan-driven smoke unit
- Die-cast metal trucks, fuel tank, and pilots
- Metal frame
- Separately applied metal details
- Illuminated number boards
- Illuminated cab interior
- Engineer and fireman figures
- Minimum Curve: 0-31
- Length: 17"

# RailSounds<sup>®</sup>

## 5.0



See page 105

(6-28247) Conventional Rio Grande SD-40T-2 \$264.99



(6-28248) Non-powered Rio Grande SD 40T-2 \$159.99





(6-28245) Conventional Chessie SD-40-2 \$264.99



### Conventional Chessie SD-40-2 Diesel Locomotives

Dressed in the distinctive bright blue, yellow, and orange livery, Chessie System SD-40-2 diesel locomotives are ready to pull a long freight across your layout. The powered locomotive is transformer-controlled for conventional operation, and a matching non-powered unit is available for easy double-heading.

#### POWERED SD-40 FEATURES:

- Transformer controlled forward, neutral, and reverse operation
- Electronic diesel horn
- Directional lighting, including LED headlights
- Operating marker lights
- Front and rear operating couplers
- Dual powerful maintenance-free motors with momentum flywheels
- **Magne-Traction** track gripping system
- Traction tires
- Fan-driven smoke unit

(6-28246) Non-powered Chessie SD-40-2 \$159.99



- Die-cast metal trucks, fuel tank, and pilots
- Metal frame
- Separately applied metal details
- Illuminated number boards
- Illuminated cab interior
- Engineer and fireman figures
- Minimum Curve: 0-31
- Length: 17"

#### NON-POWERED SD-40-2 FEATURES:

- Die-cast metal trucks, pilots, and fuel tanks
- Front and rear operating couplers
- Minimum Curve: 0-31
- Length: 17"



# RailSounds<sup>®</sup> 5.0

## GP30 Diesel Locomotives

Although first built in the early 1960s, many GP30's still ran on the high iron in the modern diesel era. Lionel GP30 diesels now come fully equipped with the RailSounds 5.0 sound system for even more realism. Each of these workhorses include prototypical detailing specific to each road name. Matching non-powered units are also available for easy double-heading.

### POWERED UNIT FEATURES:

- **TrainMaster Command Control** equipped—able to run in Command Control Mode or in Conventional Transformer Control Mode
- **RailSounds 5.0** sound system with new intelligible CrewTalk dialog, more TowerCom announcements and eight diesel RPM levels
- **Odyssey System** for speed control with ON/OFF switch
- Directional lighting, including LED headlights
- Operating marker lights
- Front and rear **ElectroCouplers**
- Dual powerful maintenance-free motors with momentum flywheels
- **Magne-Traction** track gripping system
- Traction tires
- Fan-driven smoke system
- Die-cast metal trucks, pilots, and fuel tank
- Metal frame
- Separately applied metal details
- Illuminated number boards
- Illuminated cab interior
- Flashing strobe light on UP version

### NON-POWERED UNIT FEATURES:

- Die-cast metal trucks, pilots, and fuel tanks
- Front and rear operating couplers
- Minimum Curve: 0-31
- Length: GP30: 14 1/4"

(6-28860) Union Pacific GP30 \$399.99



(6-28861) Union Pacific GP30 non-powered \$149.99



(6-28862) CSX GP30 \$399.99



(6-28863) CSX GP30 non-powered \$149.99



Available in powered and non-powered versions



(6-28243) Long Island Hi Nose ALCO C-420 \$419.99



**NEW!**

See page 105



See page 125

(6-28244) N&W Hi Nose ALCO C-420 \$419.99



**NEW!**

(6-28250) N&W Hi Nose ALCO C-420 non-powered \$159.99



**NEW!**

**NEW!**



(6-28251) Long Island Hi Nose ALCO C-420 non-powered \$159.99

### Hi Nose ALCo C-420 Diesel Locomotives

New for 2006, the powerful ALCO C-420 diesel locomotives appear with the "hi nose" bodies used on the Long Island Railroad and the Norfolk and Western Railroad. The Long Island C-420 hauled a commuter consist along a route that runs from Long Island to Oyster Bay. The Norfolk and Western C-420 entered the scene in 1964, becoming a powerful freight hauler.

#### POWERED UNIT FEATURES:

- **TrainMaster Command Control** equipped – able to run in Command Control Mode or in Conventional Transformer Control Mode
- **RailSounds 5.0** sound system with new intelligible CrewTalk dialogue, more TowerCom announcements, and eight diesel RPM levels
- **Odyssey System** for speed control with ON/OFF switch
- Directional lighting, including LED headlights
- Operating marker lights
- Front and rear **ElectroCouplers**
- Dual powerful maintenance-free motors with momentum flywheels
- **Magne-Traction** track gripping system
- Traction tires
- Fan-driven smoke system
- Die-cast metal trucks, pilots, and fuel tank
- Metal frame
- Separately applied metal details
- Illuminated number boards
- Illuminated cab interior

#### NON-POWERED UNIT FEATURES:

- Die-cast metal trucks, pilots, and fuel tanks
- Front and rear operating couplers
- Minimum Curve: 0-31
- Length: 15"

**RailSounds**  
5.0



### Lackawanna Train Master Diesel Locomotives

In 1953, Fairbanks-Morse began building its massive Train Master diesel locomotives to become powerful workhorses with universal use. The new units were promoted as providing 50 to 60 percent more power, 50 to 90 percent more continuous tractive effort, and 50 percent more weight on their wheels in a single unit as compared to any 1,500 to 1,600 horsepower, four-axle diesel locomotive in service at the time.

In June of 1953, Delaware, Lackawanna & Western purchased ten Train Masters to complete its own diesel locomotive line. Designated by FM as models H24-66, Lackawanna's new diesels were used for both passenger and freight service. These Lackawanna Train Master locomotives have been painstakingly replicated with the look and feel of the original prototype.

#### FEATURES:

- **TrainMaster Command Control** equipped – able to run in Command Control mode or Conventional Transformer mode
- **RailSounds 5.0** sound system with new intelligible CrewTalk dialog, more TowerCom announcements, and eight diesel RPM levels
- **Odyssey System** for speed control with ON/OFF switch
- Dual, powerful maintenance-free motors with momentum flywheels
- **Magne-Traction** track gripping system
- Fan-driven smoke unit
- Two **ElectroCouplers**
- Directional lighting, including operating headlights
- Realistic, pulsing Mars light
- Operating radiator fans
- Separately applied metal vent screens and handrails
- Die-cast metal pilots, fuel tanks, and trucks
- Metal frames
- Accurate, separately applied builder's plates
- Lighted number boards
- Lighted cab interior
- Engineer and fireman figures
- Minimum Curve: 0-31
- Length: 16 1/2"

(6-18375) Lackawanna Train Master \$449.99



(6-18376) Lackawanna Train Master non-powered \$169.99



See page 103



# RailSounds<sup>®</sup> 5.0

(6-28241) Chicago & North Western U30C \$454.99



(6-28253) Chicago & North Western U30C non-powered \$159.99



(6-28242) Southern Pacific U33C \$454.99



(6-28252) Southern Pacific U33C non-powered \$159.99



## U30C and U33C Diesel Locomotives

Scale-sized Lionel U-boats are back in two road names and featuring the RailSounds 5.0 sound system. Both the Southern Pacific and the Chicago & North Western relied on the proven power of these General Electric workhorses. In fact, the SP had the largest fleet of U33Cs in the country. Both Lionel models offer prototypical decoration and detailing. A matching non-powered unit is available in each livery.

### POWERED UNIT FEATURES:

- **TrainMaster Command Control** equipped—able to run in Command Control Mode or in Conventional Transformer Control Mode
- **RailSounds 5.0** sound system with new intelligible CrewTalk dialog, more TowerCom announcements, and eight diesel RPM levels
- **Odyssey System** for speed control with ON/OFF switch
- Directional lighting, including LED headlights
- Operating marker lights
- Front and rear **ElectroCouplers**
- Dual powerful maintenance-free motors with momentum flywheels
- **Magne-Traction** track gripping system
- Traction tires
- Fan-driven smoke unit
- Die-cast metal trucks, pilots, and fuel tank
- Metal frame
- Separately applied metal details
- Illuminated number boards
- Illuminated cab interior
- Flashing strobe light on SP version
- Minimum Curve: 0-31
- Length: 17"



## E7 A-A Diesel Locomotives

Available in the New York Central and Union Pacific liveries, the E7 diesel locomotive is new for 2006. These massive diesel sets are equipped with an Odyssey System ON/OFF switch and the exclusive Magne-Traction track gripping system. Matching powered and non-powered B-units are available in each livery. Add a Breakdown B-unit for even more excitement!

### EACH SET INCLUDES:

- Powered A-unit, non-powered A-unit

### FEATURES:

- **TrainMaster Command Control** equipped—able to run in Command Control Mode or in Conventional Transformer Control Mode
- **Odyssey System** for speed control with ON/OFF switch
- **RailSounds 5.0** sound system with new intelligible CrewTalk dialog, more TowerCom announcements, and eight diesel RPM levels
- Directional lighting, including LED headlights
- **ElectroCouplers** on the front of each A-unit
- Dual powerful maintenance-free motors with momentum flywheels
- **Magne-Traction** track gripping system
- Traction tires
- Fan-driven smoke unit in both the powered and non-powered A-units
- Die-cast metal trucks, pilots, and fuel tanks
- Die-cast metal frames
- Separately applied metal details
- Separately applied metal handrails and screens
- Pivoting diaphragms on rear
- Opening doors
- Accurate builder's plates
- Lighted number boards
- Illuminated cab interior
- Engineer and fireman figures
- Minimum Curve: 0-36
- Length: E7 A-A set: 34"

**RailSounds<sup>®</sup>**  
**5.0**

### EACH E7 POWERED B-UNIT FEATURES:

- **TrainMaster Command Control** equipped—able to run in Command Control Mode or in Conventional Transformer Control Mode
- **Odyssey System** for speed control with ON/OFF switch
- Dual powerful maintenance-free motors with momentum flywheels
- **Magne-Traction** track gripping system
- Traction tires
- Directional lighting with operating back-up light
- **ElectroCoupler** on rear
- Die-cast metal trucks and fuel tank
- Opening doors
- Pivoting diaphragms
- Minimum Curve: 0-36
- Length: 17"

See page 124



(6-24574) Union Pacific A-A E7 set \$699.99



(6-24596) Breakdown B-unit



See page 86

(6-24579) New York Central A-B-A E7 set \$699.99



(6-24597) Breakdown B-unit



See page 87





(6-24577) Union Pacific Non-powered E7 B-unit \$149.99

**NEW!**

(6-24578) Union Pacific Powered E7 B-unit \$299.99

**NEW!**



(6-24582) New York Central Non-powered E7 B-unit \$149.99

**NEW!**

(6-24583) New York Central Powered E7 B-unit \$299.99

**NEW!**





### F7 A-B-A Diesel Locomotives

New for 2006, Lionel introduces the F7 diesel locomotive, decorated in the Pennsylvania and Santa Fe liveries. With numerous prototypical details unique to each road name, these sets are equipped with an Odyssey System ON/OFF switch and the exclusive Magne-Traction track gripping system. Matching powered F7 B-units are available in each livery. Add a Breakdown B-unit for even more excitement!

#### EACH A-B-A SET INCLUDES:

- One powered F7 A-unit, one non-powered F7 B-unit, one non-powered F7 A-unit

#### FEATURES:

- **TrainMaster Command Control** equipped—able to run in Command Control Mode or in Conventional Transformer Control Mode
- **Odyssey System** for speed control with ON/OFF switch
- **RailSounds 5.0** sound system with new intelligible CrewTalk dialog, more TowerCom announcements and eight diesel RPM levels
- Directional lighting including LED headlights and back-up lights
- **ElectroCouplers** on the front of each A-unit and the rear of the B-unit
- Dual powerful maintenance-free motors with momentum flywheels
- **Magne-Traction** track gripping system
- Traction tires
- Fan-driven smoke unit in both the powered and non-powered A-units
- Die-cast metal trucks, pilots, and fuel tanks
- Die-cast metal frames
- Separately applied metal details
- Separately applied metal handrails and screens
- Pivoting diaphragms on rear
- Opening doors
- Accurate builder's plates
- Lighted number boards
- Illuminated cab interior
- Engineer and fireman figures
- Minimum Curve: 0-31
- Dimensions: Length: F3 A-B-A set: 39"  
F7 A-unit: 13"  
F7 B-unit: 13"

#### EACH F7 POWERED B-UNIT FEATURES:

- **TrainMaster Command Control** equipped—able to run in Command Control Mode or in Conventional Transformer Control Mode
- **Odyssey System** for speed control with ON/OFF switch
- Dual powerful maintenance-free motors with momentum flywheels
- **Magne-Traction** track gripping system
- Traction tires
- Directional lighting with operating back-up light
- **ElectroCoupler** on rear
- Die-cast metal trucks and fuel tank
- Opening doors
- Pivoting diaphragms
- Minimum Curve: 0-31
- Length: 17"



(6-24584) Pennsylvania F7 A-B-A Set \$899.99



(6-24588) Pennsylvania F7 Powered B-unit \$299.99

SEE PRR  
BREAKDOWN  
B-UNIT PAGE 87!





(6-24593) Santa Fe F7 Powered B-unit \$299.99



**NEW!**

SEE SANTA FE  
BREAKDOWN  
B-UNIT PAGE 87!

(6-24589) Santa Fe F7 A-B-A Set \$899.99



**NEW!**

*RailSounds*<sup>®</sup>  
5.0



# RailSounds<sup>®</sup>

## 5.0

### Breakdown B-units

These B-units have worked hard. They pulled long freight trains, labored up grades, and battled the elements in extreme heat and cold. These tired locomotives are certainly due for some routine maintenance.

But maintenance will have to wait—the B-unit needs to pull one more freight back home. As the train moves along, the B-unit begins to show signs of trouble. Before long, the train crew notices the problem. Listen for the sounds of the struggling diesel engine and the frustrated train crew dialog. When the train stops, the B-unit breaks down completely, spewing smoke from under the hood. When you get the train moving again, the break down sequence starts over.

#### FEATURES:

- Smoke, engine sounds, and crew dialog of a breakdown situation
- ON/OFF switch
- Operates on both Command Control and Conventional layouts
- Die-cast metal trucks and fixed couplers
- Metal frame
- Gauge: O Gauge
- Length: F7: 13"  
E7: 17"



(6-24596) Union Pacific E7 Breakdown B-unit \$269.99



(6-24597) New York Central E7 Breakdown B-unit \$269.99



**NEW!**



(6-24594) Pennsylvania F7 Breakdown B-unit \$269.99

**NEW!**



(6-24595) Santa Fe F7 Breakdown B-unit \$269.99





### New York Central S-2 Electric

Following the success of its one and only S-1 electric locomotive, the New York Central ordered 32 nearly identical copies in 1906. Like their predecessor, these "motors" were built by a partnership of the American Locomotive Company and General Electric. The railroad classed them S-2 and immediately sent them into service over their electrified lines, hauling everything from signature varnish into Grand Central Terminal to local commuter trains. The mighty S-2's ran for decades, outlasting even their parent railroad by almost twenty years when the last of the class was retired in 1981.

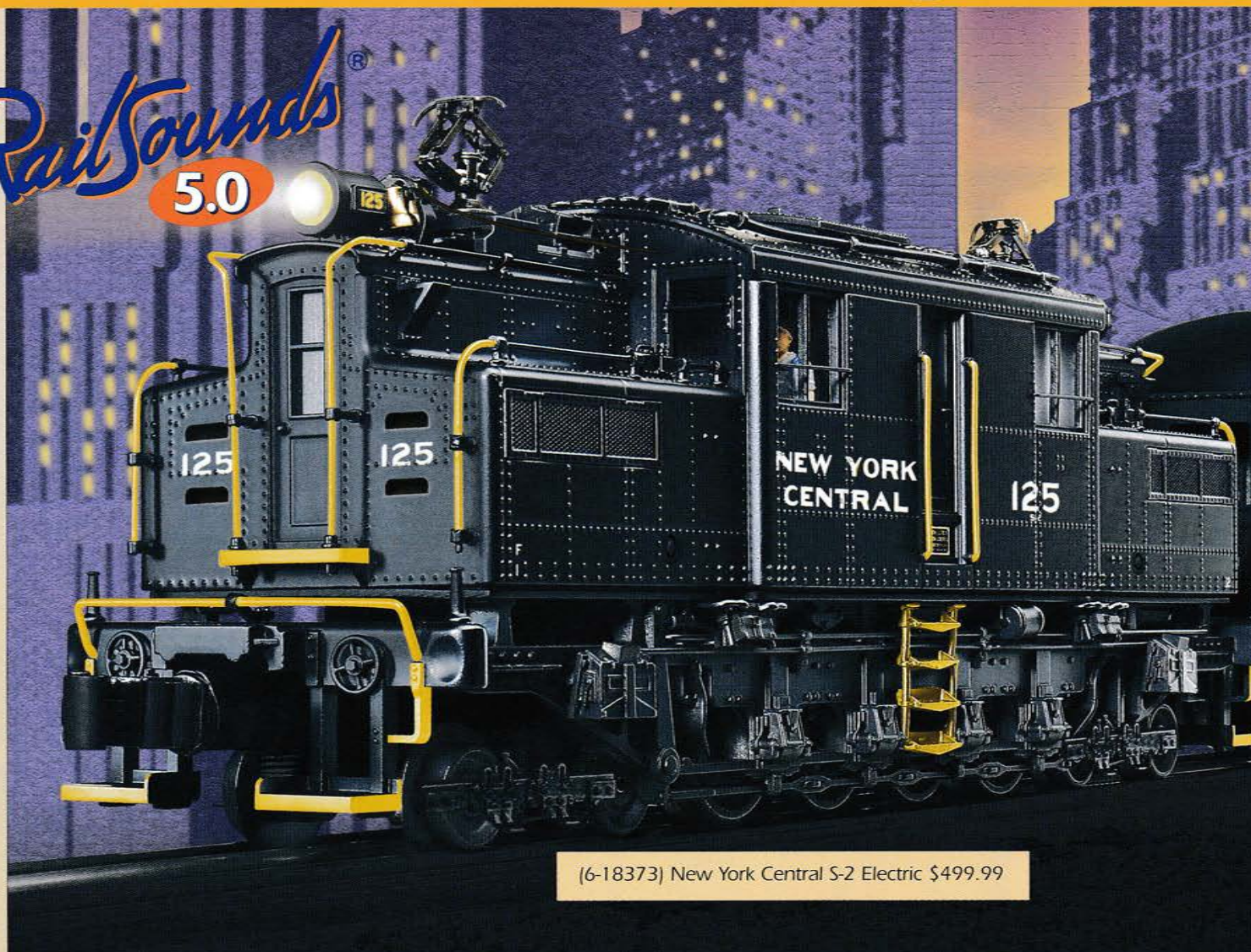
The Lionel New York Central S-2 includes subtle details that make it unique from the prototype S-1 #100, such as recessed front steps and other body details. Other enhancements include a new separately applied bell cord. The locomotive is painted in the modern NYC livery of the 1950s and 1960s, including "blade" font lettering and yellow handrails. Upgraded since the release of the Lionel S-1, this new electric also features the state-of-the-industry RailSounds 5.0 sound system.

Add a set of matching New York Central heavyweight commuter coaches.

#### FEATURES:

- New body details and recessed front steps accurately portray an S-2 electric
- **TrainMaster Command Control** equipped—able to run in Command Control Mode or in Conventional Transformer Control Mode
- **Odyssey System** for speed control with ON/OFF switch
- **RailSounds 5.0** sound system with new intelligible **CrewTalk** dialog and more **TowerCom** announcements
- Powerful maintenance-free motor with momentum flywheel
- Directional lighting with operating headlights
- Die-cast metal body, frame, and trucks
- Metal pantographs
- Separately applied details, including bell cord and accurate builder's plates
- Cab window glass
- Engineer and fireman figures
- Minimum Curve: 0-36
- Length: 11 3/4"

**RailSounds**<sup>®</sup>  
5.0



(6-18373) New York Central S-2 Electric \$499.99







Roof details include metal pantographs and a removable panel revealing RailSounds 5.0 controls



Directional lighting



(6-15581) New York Central Heavyweight Add-on Coach \$129.99



(6-15577) New York Central Heavyweight 3-Pack \$369.99



### New York Central Commuter Coaches

Beginning in the early 1950s, the New York Central painted some of its commuter coaches in a distinctive two-tone gray paint scheme. These new cars are the perfect complement to the S-2 electric locomotive.

#### 3-PACK INCLUDES:

- Three heavyweight coaches

#### FEATURES:

- Die-cast metal sprung 4-wheel trucks and operating couplers with hidden uncoupling tab
- Flexible diaphragms between cars
- Opening doors
- Authentically detailed and painted interior
- Overhead interior lighting with ON/OFF switch
- Passenger and train crew figures
- Minimum Curve: 0-54
- Length: 3-Pack: 57"  
Single car: 19"



# ELECTRIC LOCOMOTIVES

OPERATING  
PANTOGRAPHS!



(6-18371) Pennsylvania #4912 (Tuscan 5-stripe) \$899.99

OPERATING  
PANTOGRAPHS!



(6-18372) Pennsylvania #4925 (Brunswick green single-stripe) \$899.99

(6-18374) Pennsylvania #4866 (Silver) \$899.99

*RailSounds*<sup>®</sup>  
5.0



**NEW!**



(6-25450) Congressional Passenger Car 4-Pack \$579.99

See page 126

**NEW!**

(6-25455) Congressional Passenger Car 2-Pack \$299.99

**NEW!**

(6-25458) Congressional StationSounds Diner 2-Pack \$299.99

**NEW!**

### GG1 Electric Locomotive

New for 2006, the Joshua Lionel Cowen Series GG1 is available in the striking silver and red livery and packed with top-of-the-line features.

To simulate prototypical operation, press a button on the CAB-1 Remote Controller and watch a plume of smoke erupt from the blow-off stack. Other action-packed features include intricate metal pantographs that deploy and retract automatically, and RailSounds 5.0 effects synchronized to each operation. For customized operation, a CAB-1 command can adjust pantograph orientation regardless of direction. Those who prefer conventional operation are not left out. Most of these and other exciting features can easily be accessed with traditional transformer control.

Add a set of Congressional passenger cars for an impressive consist.

#### FEATURES:

- **TrainMaster Command Control** equipped—able to run in Command Control Mode or in Conventional Transformer Control Mode
- **Odyssey System** for speed control with ON/OFF switch
- Operating pantographs deploy and retract according to direction, a TMCC CAB-1 command, or with Conventional Mode roof mounted switches
- Pantograph lock-down prevents accidental operation on layouts with low clearances
- **RailSounds 5.0** sound system, with new intelligible CrewTalk dialog and more TowerCom announcements, each with different scenarios depending on whether the locomotive is in motion or stopped
- RailSounds 5.0 effects simulate the raising and lowering of the pantographs, perfectly synchronized with each operation
- Adjust the blower RPM independent of locomotive speed via a CAB-1 command
- **MultiHorn** effect realistically varies the horn blast with each press of the button

- Independently adjustable volume control—lower the level of background effects such as the blower with the CAB-1 Remote Controller, while keeping operator-controlled effects such as the horn at full volume
- Many operator-controlled effects, including **CrewTalk** dialog and **TowerCom** announcements, are accessible in Conventional Transformer Control Mode
- Dual **FatBoy** speakers for the ultimate in sound reproduction
- Realistic steam generator blow-off—a plume of smoke erupts from the stack in Conventional or Command Control Mode
- Dual powerful maintenance-free motors with momentum flywheels
- Directional LED headlights
- Directional marker lights illuminate on the end opposite of the active headlight
- Illuminated number boards
- Die-cast metal body and trucks
- Front and rear **ElectroCouplers**
- Traction tires
- Accurate separately applied builder's plates
- Illuminated front cab interior
- Engineer and fireman figures in front cab
- Opening side doors, end doors, and roof hatches
- Removable roof panel reveals all controls for easy adjustments without having to remove the GG1 from the track
- Minimum Curve: 0-72
- Length: 20"



# TRADITIONAL FREIGHT CARS

## Traditional Freight Cars

- ✓ Operating couplers—uncouple cars automatically with a remote-control or uncoupling track section
- ✓ Colorful paint schemes
- ✓ Officially licensed cars
- ✓ Collectible series
- ✓ Perfect additions to Lionel train sets
- ✓ Perfectly sized to match **Lionel Traditional Locomotives**
- ✓ Minimum Curve: 0-27 (Except where noted)

### ADDITIONAL FEATURES:

- Metal handrails, platform, and ladders on tank cars
- Opening doors on boxcars and reefer
- Two removable canisters on gondola
- Length: Boxcars: 10 1/2"  
Hopper: 9 1/2"  
Ore Car: 7"  
Auto Carrier: 13"  
Flatcar: 11"  
Gondola: 10 1/4"  
Tank Cars: 10"  
Reefer: 11"  
Hi-Cube Boxcar: 11 1/4"  
Work Caboose: 8 3/4"

(6-15018) Delaware & Hudson Waffle-sided Boxcar \$29.99



(6-25009) Santa Fe Hi-Cube Boxcar \$29.99



(6-16491) Jersey Central Hopper \$29.99



(6-25010) Northern Pacific Boxcar \$29.99



(6-16492) Chicago & North Western Ore Car \$29.99



(6-36556) Lionel Lines Work Caboose \$29.99





(6-26179) Great Northern 3-Dome Tank Car \$29.99



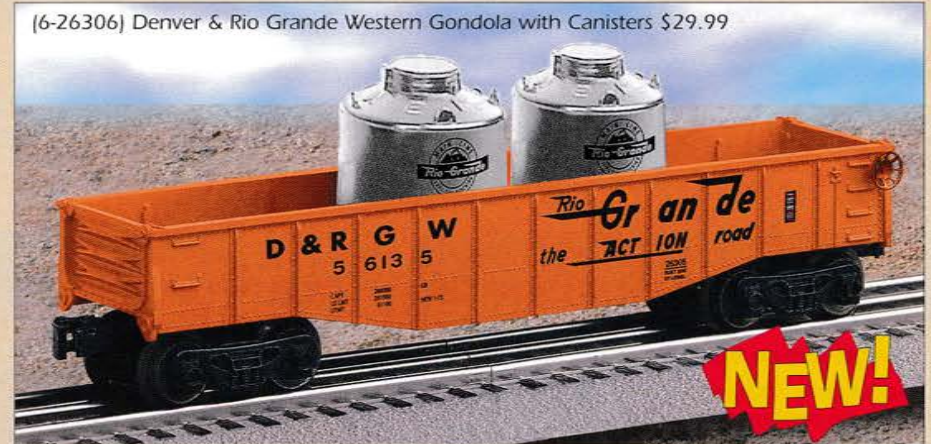
(6-26305) Southern Pacific 2-tier Auto Carrier \$29.99




(6-26180) Duluth, Missabe, & Iron Range Tank Car \$29.99



(6-26306) Denver & Rio Grande Western Gondola with Canisters \$29.99



(6-26181) New York Central Wood-sided Reefer \$29.99



(6-26307) Chessie System Flatcar with Bulkheads \$29.99





# TRADITIONAL FREIGHT CARS

(6-36555) Pennsylvania Transfer Caboose \$44.99

**NEW!**



**Pennsylvania Transfer Caboose**

**ADDITIONAL FEATURES:**

- Die-cast metal sprung trucks and operating couplers
- Interior Illumination
- Length: 8 3/4"

(6-29612) Las Vegas Poker Chip Car \$59.99

**NEW!**



**Las Vegas Poker Chip Car**

- Die-cast metal sprung trucks and operating couplers
- Metal frame
- Length: 10 1/4"



## Single-Dome Tank Cars

**ADDITIONAL FEATURES:**

- Die-cast metal sprung trucks and operating couplers
- Metal handrails, platforms, and ladders
- Length: 10"

\*SUNOCO® is a registered trademark of Sunoco, Inc. and its subsidiaries

(6-29610) Dixie Honey Single-Dome Tank Car \$59.99

**NEW!**



(6-29611) Sunoco® Single-Dome Tank Car \$59.99\*

**NEW!**



See page 142



(6-26310) Chicago Great Western Flatcar with Trailer \$54.99



(6-39437) Supplee Flatcar with Milk Container \$59.99



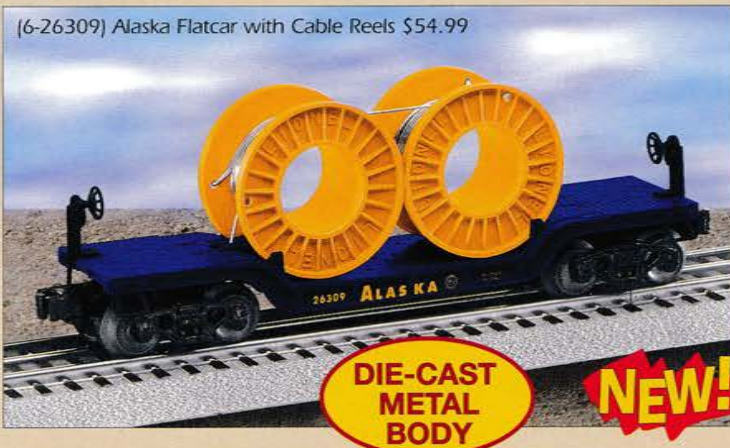
(6-26311) Santa Fe Flatcar with Pickups \$59.99



(6-26308) Hard Rock Cafe® Flatcar with Billboards \$54.99\*\*



(6-26309) Alaska Flatcar with Cable Reels \$54.99



(6-26862) Hard Rock Cafe® Boxcar \$49.99\*\*



**Flatcars with Loads**


**ADDITIONAL FEATURES:**

- Die-cast metal sprung trucks and operating couplers
- Removable trailer on Chicago Great Western flatcar
- Removable billboards on Hard Rock Cafe® flatcar
- Removable pickups on Santa Fe Flatcar
- Die-cast metal frame and metal handrails on Supplee flatcar
- Die-cast metal body and two cable reels with wire on Alaska flatcar
- Opening doors on boxcar
- Length: Flatcars with trailer and billboards: 11"  
Flatcars with milk container and cable reels: 9"  
Flatcar with pickups: 11 1/8"

**Hard Rock Cafe® Boxcar**

**ADDITIONAL FEATURES:**

- Die-cast metal sprung trucks and operating couplers
- Opening doors
- Length: 10 1/2"



See page 157

\*\*The Hard Rock Cafe name and logo are registered trademarks of Hard Rock Cafe International (USA), Inc.



# TRADITIONAL FREIGHT CARS

## ARCHIVE COLLECTION

Each piece of rolling stock in this series represents an idea that once reached the design phase, but never left the drawing board... until now.

Archive Collection

(6-29719) #6427 Santa Fe Caboose \$47.99

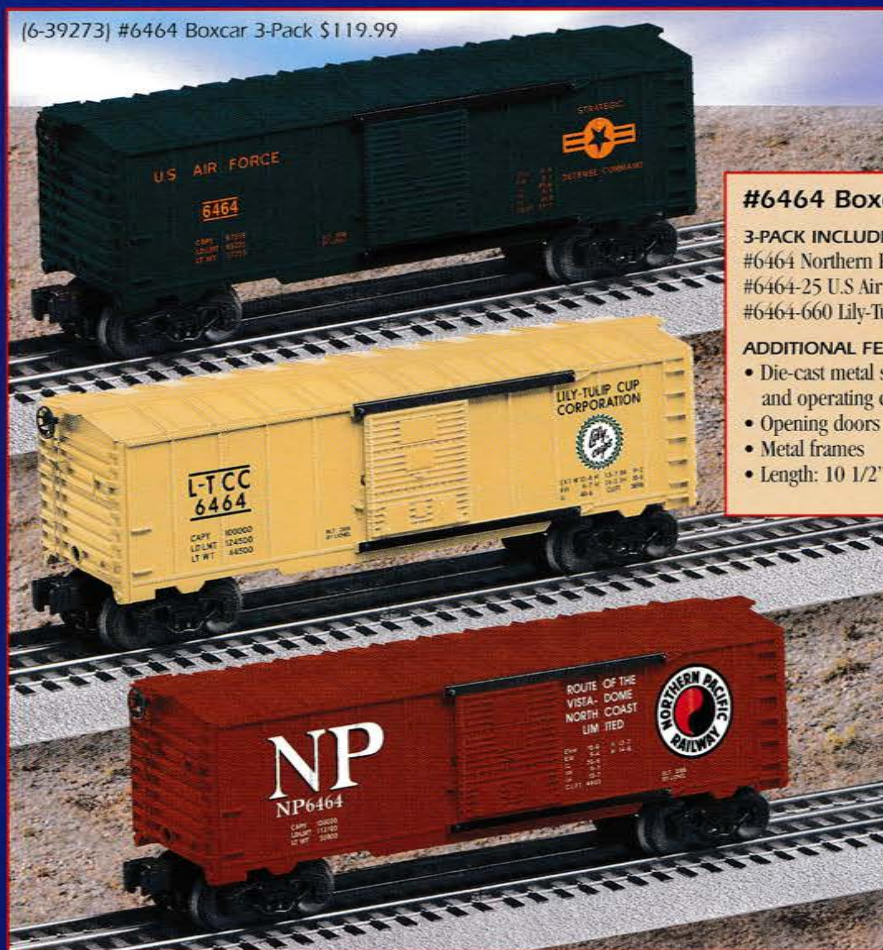


### #6427 Santa Fe Caboose

#### ADDITIONAL FEATURES:

- Die-cast metal trucks and operating couplers
- Metal frame
- Interior illumination
- Length: 7 3/4"

(6-39273) #6464 Boxcar 3-Pack \$119.99



### #6464 Boxcar 3-Pack

#### 3-PACK INCLUDES:

- #6464 Northern Pacific,
- #6464-25 U.S. Air Force,
- #6464-660 Lily-Tulip Cup

#### ADDITIONAL FEATURES:

- Die-cast metal sprung trucks and operating couplers
- Opening doors
- Metal frames
- Length: 10 1/2" each

## POSTWAR CELEBRATION SERIES

Designed from original tooling, Postwar Celebration Series rolling stock provides accurate reissues of favorites from the golden age of O gauge.

#### FEATURES:

- Die-cast metal sprung trucks and operating couplers
- Postwar Celebration Series plaque and packaging



(6-39436) #6262 Wheel Car \$49.99



**NEW!**

### #6262 Wheel Car

#### ADDITIONAL FEATURES:

- Eight pairs of removable wheels included
- Length: 11"

(6-26876) #6544 Missile Firing Trail Car \$74.99



**NEW!**

### #6544 Missile Firing Trail Car

#### ADDITIONAL FEATURES:

- Metal brake wheels
- Includes eight missiles
- Length: 10 3/4"



(6-29839) #6512 Cherry Picker Car \$62.99



**#6512 Cherry Picker Car**

**ADDITIONAL FEATURES:**

- Swiveling astronaut figure included
- Manually operating cranks to extend and raise boom
- Length: 11"



Astronaut included

(6-39435) #6477 Miscellaneous Car \$49.99



**#6477 Miscellaneous Car**

**ADDITIONAL FEATURES:**

- Five plastic pipes included
- Length: 11"

**NEW!**

The image shows three stacked hi-cube boxcars on a track. The top car is dark brown with "CAPTAIN HOOK" in white script and a character illustration. The middle car is purple with "MALEFICENT" in green script and a character illustration. The bottom car is orange with "WHO'S AFRAID OF THE BIG BAD WOLF" in black script and a character illustration. The background is blue with stars and the "Disney" logo.

(6-21876)  
**Disney Villain  
 Hi-Cube  
 Boxcar 3-Pack**  
**\$129.99**

**Disney Villain Hi-Cube Boxcar 3-Pack**  
 These hi-cube boxcars feature three of Disney's most wicked characters— Captain Hook, Maleficent and the Big Bad Wolf.

**FEATURES:**

- Die-cast metal sprung trucks and operating couplers
- Opening doors
- Custom Disney packaging
- Minimum Curve: 0-27
- Length: 11 1/4" each



# STANDARD O FREIGHT CARS

## Standard O Freight Cars

- ✓ Die-cast metal sprung trucks for improved tracking, especially through switches
- ✓ Operating couplers—uncouple cars automatically with a remote-control or uncoupling track section
- ✓ Scale proportions
- ✓ Super-detailed with many separately applied metal parts
- ✓ Prototypical paint schemes
- ✓ Minimum Curve: 0-31 (Except where noted)
- ✓ Perfectly sized to match Lionel Standard O Locomotives

## 8,000-Gallon Tank Cars

### ADDITIONAL FEATURES:

- Hidden uncoupling tabs
- Separately applied metal details
- Length: 9"

## 40' Flatcars


### ADDITIONAL FEATURES:

- Hidden uncoupling tabs
- Real wood deck
- Die-cast metal body
- Sixteen removable die-cast metal stakes
- Separately applied metal underframe details
- Length: 11 1/4"

(6-27513) Union Pacific \$54.99




(6-27514) Canadian Pacific \$54.99



(6-27515) Pennsylvania \$54.99



(6-27516) Norfolk & Western \$54.99





(6-17948) Philadelphia Quartz 8,000-Gallon Tank Car \$54.99



**NEW!**

(6-17949) Skelly Oil 8,000-Gallon Tank Car \$54.99



**NEW!**

Road number(s):

(6-17950) = 19020

(6-21863) = 19021, 19022, 19023

(6-17950) ADM Unibody Tank Car \$59.99



**NEW!**

**Unibody Tank Cars**

**ADDITIONAL FEATURES:**

- Hidden uncoupling tabs, ends, and air cylinders
- Die-cast metal platforms, ends, and air cylinders
- Metal handrails, ladders, and warning placards
- Length: 11"

Road number(s):

(6-17951) = 190177

(6-21864) = 190178, 190179, 190180

(6-17951) Cerestar Unibody Tank Car \$59.99



**NEW!**

(6-21863) ADM Unibody Tank Car 3-Pack \$134.99



**NEW!**

UNIQUE ROAD NUMBER ON EACH TANK CAR

SAVE \$45!

(6-21864) Cerestar Unibody Tank Car 3-Pack \$134.99



**NEW!**

SAVE \$45!



# STANDARD FREIGHT CARS

## ACF 40-Ton Stock Cars

### ADDITIONAL FEATURES:

- Hidden uncoupling tabs
- Die-cast metal frame
- Metal underframe details
- Opening doors
- Four hand-painted cattle figures included
- Length: 11 1/2"



[6-17711] Chesapeake & Ohio \$59.99



**INCLUDES  
FOUR REMOVABLE  
COW FIGURES**

## PS-1 Boxcars

### ADDITIONAL FEATURES:

- All-new 6' Youngstown doors on Rock Island and Erie-Lackawanna
- All-new 8' Youngstown doors on Chessie System and Frisco
- Hidden uncoupling tabs
- Metal underframe details
- Opening doors
- Box loads included
- Length: 11 1/4"

[6-27214] Chessie System \$59.99



[6-27215] Rock Island \$59.99



**ALL-NEW  
YOUNGSTOWN  
DOOR  
VERSIONS!**

## Double-door Boxcars with End Doors


### ADDITIONAL FEATURES:

- All-new opening end doors
- Hidden uncoupling tabs
- Separately applied metal underframe details
- Opening doors
- Length: 14"

[6-27218] Atchison, Topeka, and Santa Fe \$69.99



[6-27219] Great Northern \$69.99




**ALL-NEW  
OPENING END  
DOORS**

**NEW!**

**NEW!**



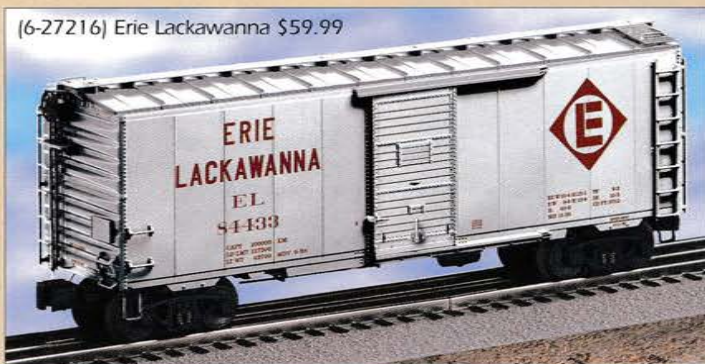
[6-17712] Norfolk and Western \$59.99



[6-17713] Missouri-Kansas-Texas \$59.99



[6-27216] Erie Lackawanna \$59.99



[6-27217] Frisco \$59.99



Opening doors reveal box load inside

[6-27220] Louisville & Nashville \$69.99




**NEW!**

[6-27221] Chicago, Burlington & Quincy \$69.99



**NEW!**



Opening doors on end



# STANDARD O FREIGHT CARS

## PS-4 Flatcars

### ADDITIONAL FEATURES:


- Hidden uncoupling tabs
- Rotating bearing caps on WP
- Real wood deck
- Die-cast metal body
- Twenty removable die-cast metal stakes
- Two removable metal chains
- Separately applied metal underframe details
- Recommended Minimum Curve: 0-36
- Length: 14 3/4"



Real wood deck with laser-etched detailing



Die-cast metal body



(6-27510) Western Pacific PS-4 Flatcar \$52.99

**ROTATING  
BEARING  
CAPS**

## PS-5 Gondolas with Coke Containers

### ADDITIONAL FEATURES:

- Eleven all-new removable coke containers
- Opening drop ends
- Hidden uncoupling tabs
- Separately applied metal underframe details
- Length: 14 1/2"

## Baltimore & Ohio I-12 Caboose

### ADDITIONAL FEATURES:

- Hidden uncoupling tabs
- Separately applied metal underframe details
- Smoke unit with ON/OFF control
- Train crew figures
- Detailed and painted interior
- Operating marker lights
- Opening doors
- Interior illumination
- Length: 9 1/2"

(6-17678) Baltimore & Ohio I-12 Caboose \$89.99



**NEW!**

## Extended Vision and Bay Window Caboose

### ADDITIONAL FEATURES:

- Hidden uncoupling tabs
- Rotating bearing caps
- Separately applied metal underframe details
- Smoke unit with ON/OFF control
- Train crew figures
- Detailed and painted interior
- Interior illumination
- Exterior end lights
- Opening doors
- Length: 10 1/4"

(6-17473) New York Central PS-5 Gondola \$64.99



**NEW!**

**ALL-NEW  
COKE  
CONTAINERS!**

(6-17474) Delaware & Hudson PS-5 Gondola \$64.99




**NEW!**



(6-27511) P&LE PS-4 Flatcar \$52.99



(6-27512) Reading PS-4 Flatcar \$52.99



**NEW!**

**NEW!**

**NEW!**



(6-17675) Rio Grande Extended Vision Caboose \$89.99



(6-17677) Erie-Lackawanna Bay Window Caboose \$89.99



(6-17679) Long Island Bay Window Caboose \$89.99

(6-17475) Koppers PS-5 Gondola \$64.99



**NEW!**

(6-17477) Louisville & Nashville PS-5 Gondola \$64.99



**NEW!**



# STANDARD O FREIGHT CARS

## Offset Hoppers

### ADDITIONAL FEATURES:

- All-new peaked-style ends on Rock Island
- Hidden uncoupling tabs
- Die-cast metal body and frame
- Removable single-piece coal or gravel load
- Opening bottom hatches
- Single and 3-Pack hoppers available in unique, sequential numbers
- Length: 9 1/2"



**UNIQUE ROAD NUMBER ON EACH HOPPER**

(6-17068) Jersey Central \$64.99



**NEW!**

(6-17069) Maine Central \$64.99



**NEW!**

(6-11883) Jersey Central 3-Pack \$144.99




**NEW!**

(6-11884) Maine Central 3-Pack \$144.99



**NEW!**

(6-17067) Rock Island with Gravel Load \$64.99



**ALL-NEW PEAKED-STYLE ENDS**

**NEW!**

**NEW!**

(6-17070) Pittsburgh & Lake Erie \$64.99



**BUY A 3-PACK AND SAVE \$50!**

**NEW!**

**NEW!**


(6-11882) Rock Island 3-Pack \$144.99



(6-21873) Pittsburgh & Lake Erie 3-Pack 144.99







(6-27133) Milwaukee Road \$69.99

**NEW!**

**PS-2CD 4427 Hoppers**

**ADDITIONAL FEATURES:**

- Hidden uncoupling tabs
- Rotating bearing caps
- Die-cast metal ends
- Single and 3-Pack hoppers available in unique, sequential numbers
- Length: 13 3/4"

**NEW!**

(6-21852) Milwaukee Road 3-Pack \$154.99



**BUY A 3-PACK AND SAVE \$55!**




(6-27134) Burlington Northern Santa Fe \$69.99

**NEW!**



(6-27135) Norfolk and Western \$69.99

**NEW!**



(6-21853) Burlington Northern Santa Fe 3-Pack \$154.99

**NEW!**

(6-21854) Norfolk and Western 3-Pack \$154.99



Die-cast metal ends

**UNIQUE ROAD NUMBER ON EACH HOPPER**




# STANDARD O FREIGHT CARS

## General American Milk Cars

### ADDITIONAL FEATURES:

- Hidden uncoupling tabs
- Die-cast metal sprung buffers
- Separately applied metal underframe details
- Removable roof
- Plated interior milk tanks and piping
- Opening doors
- Single and 3-Pack milk cars available in unique, sequential numbers
- Length: 11 1/2"

**UNIQUE ROAD NUMBER ON EACH MILK CAR AND REEFER**



Removable roof reveals plated milk tanks and piping inside

(6-17398) Atlantic & Pacific \$64.99



**NEW!**

(6-21855) Atlantic & Pacific 3-Pack \$149.99



**SAVE \$45**

**NEW!**



(6-17377) American Railway Express \$62.99



(6-17378) Suplee \$62.99

### Steel-sided Refrigerator Cars

ADDITIONAL FEATURES:

- All-new plug doors
- Hidden uncoupling tabs
- Separately applied metal underframe details
- Opening roof hatches with props
- Opening doors
- Single and 3-Pack reefers available in unique, sequential numbers
- Length: 11 1/2"

(6-27305) Great Northern \$64.99



**NEW!**

(6-11895) Great Northern 3-Pack \$144.99



**SAVE \$50!**

**NEW!**




(6-17399) Bowman Dairy \$64.99



**NEW!**

(6-27300) Western Dairy \$64.99



**NEW!**

(6-21856) Bowman Dairy 3-Pack \$149.99



**NEW!**

(6-21857) Western Dairy 3-Pack \$149.99



**NEW!**

**SAVE \$45**

(6-27306) Santa Fe \$64.99



**NEW!**

(6-27307) Pepper Packing \$64.99



**NEW!**

**SAVE \$50!**



All-new plug sliding door style

(6-11896) Santa Fe 3-Pack \$144.99



**NEW!**

(6-11897) Pepper Packing 3-Pack \$144.99



**NEW!**



# STANDARD O FREIGHT CARS

## 3-Bay ACF Hoppers

### ADDITIONAL FEATURES:

- Hidden uncoupling tabs
- Rotating bearing caps
- Extruded aluminum body
- Die-cast metal ends
- Length: 11 1/4"

**EXTRUDED ALUMINUM BODIES**

**ROTATING BEARING CAPS**

(6-27115) Delaware & Hudson 3-Bay ACF Hopper \$64.99



(6-27116) New York Central 3-Bay ACF Hopper \$64.99



(6-27118) Western Pacific 3-Bay ACF Hopper \$64.99



(6-27131) Conrail \$69.99



**NEW!**

(6-11892) Conrail 3-Pack \$154.99



**NEW!**

(6-27130) Pennsylvania \$69.99



**NEW!**


(6-11891) Pennsylvania 3-Pack \$154.99




**NEW!**

## U.S. Steel Slag Car 3-Pack #2

- Hidden uncoupling tabs
- Flickering slag load
- Die-cast metal frame and slag bucket
- New sequential road numbers
- Length: 6" each







(6-27129) Norfolk & Western \$69.99

**NEW!**

**ALL-NEW TOOLING**

**3-Bay Open Hoppers**

Since the 1960's, high capacity 3-bay open-top hoppers have been a common sight on the railroads. Used initially in dedicated unit coal train service, these cars were also used for sand, stone, ore, scrap metal, and other services. The basic design, originally built and tested by Pennsylvania, Norfolk & Western, and Chesapeake & Ohio, was later adopted by a multitude of railroads to become a modern-era hopper standard.

**ADDITIONAL FEATURES:**

- All-new tooling
- Hidden uncoupling tabs
- Die-cast metal frame and body
- Rotating bearing caps
- Removable single-piece coal load
- Opening bottom hatches
- Single and 3-Pack hoppers available with unique sequential numbers
- Length: 12 3/4"

(6-11893) Norfolk & Western 3-Pack \$154.99



**NEW!**




(6-27132) Union Pacific \$69.99

**NEW!**

**ROTATING BEARING CAPS**

**BUY A 3-PACK AND SAVE \$55!**


(6-11894) Union Pacific 3-Pack \$154.99



**UNIQUE ROAD NUMBER ON EACH HOPPER**

**DIE-CAST METAL BODIES**

**NEW!**



**NEW!**

(6-39443) U.S. Steel 3-Pack #2 \$169.99



# STANDARD O FREIGHT CARS

## PS-4 Flatcars with Piggyback Trailers

### ADDITIONAL FEATURES:

- Hidden uncoupling tabs
- Real wood flatcar deck
- Die-cast metal flatcar body
- Separately applied metal underframe details
- Opening doors and adjustable landing gear on trailers
- Ribbed sides on Pennsylvania and Chicago North Western trailers
- Smooth sides on Union Pacific and Northern Pacific trailers
- Single and 2-pack cars and trailers available in unique, sequential numbers
- Recommended Minimum Curve: 0-36
- Length: 14 3/4" each



Trailers feature opening doors

(6-27517) Northern Pacific #62829 \$84.99

**NEW!**



(6-27518) Chicago & North Western #44503 \$84.99

**NEW!**




(6-27519) Union Pacific #53007 \$84.99

**NEW!**





(6-21858) Northern Pacific 2-Pack #62830 and #62831 \$169.99



**NEW!**

(6-21859) Chicago & North Western 2-Pack #44504 and #44505 \$169.99



**NEW!**

(6-21860) Union Pacific 2-Pack #53008 and #53009 \$169.99



**NEW!**

(6-21861) Pennsylvania 2-Pack #49620 and #49621 \$169.99



**NEW ROAD NUMBERS**

**NEW!**



# STANDARD O FREIGHT CARS

## All-Purpose Husky Stack®

### ADDITIONAL FEATURES:

- Hidden uncoupling tabs and rotating bearing caps on trucks
- Die-cast metal body
- Includes two intermodal containers featuring opening doors
- Available in three road numbers
- Single and 2-Pack cars and containers available in unique, sequential numbers
- Length: 16 3/8" each

**NEW!**

(6-27520) Coe Rail #5540 \$84.99



(6-21865) Coe Rail 2-Pack #5541 and #5542 \$169.99




**NEW!**

(6-21875) CSX 2-Pack #620353 and #620354 \$169.99

**NEW!**


**NEW ROAD NUMBERS**





(6-27521) Santa Fe #254220 \$84.99

**NEW!**



(6-21866) Santa Fe 2-Pack #254221 and #254222 \$169.99


**NEW!**



(6-21874) TTX Trailer Train 2-Pack #456252 and #456253 \$169.99

**NEW ROAD NUMBERS**

**NEW!**





## Operating Cars

- ✓ Lights, sound, action
- ✓ Die-cast metal trucks and operating couplers (Except page 114)
- ✓ Classic reissues
- ✓ All-new innovative designs
- ✓ Perfect additions to Lionel train sets
- ✓ Minimum Curve: 0-27 (Except where noted)

### Great Northern Coal Dump Car

**ADDITIONAL FEATURES:**

- Dumps coal at the touch of a button (Remote control track section required)
- Includes coal load and unloading bin
- Length: 11"

### Burlington Northern Searchlight Car

**ADDITIONAL FEATURES:**

- Illuminated searchlight
- Manually adjustable light position
- Length: 11"

### Southern Derrick Car

**ADDITIONAL FEATURES:**

- Movable boom
- Operating winch
- Length: 11"

### Western Maryland Log Dump Car

**ADDITIONAL FEATURES:**

- Dumps logs at the touch of a button (Remote control track section required)
- Includes log load and unloading bin
- Length: 10"

(6-26846) Great Northern Coal Dump Car \$34.99



(6-26845) Southern Derrick Car \$34.99



(6-26866) Burlington Northern Searchlight Car \$34.99



(6-26851) Western Maryland Log Dump Car \$34.99





(6-26854) Union Pacific Walking Brakeman Car \$74.99



**NEW!**

(6-26869) Railway Express Agency Jumping Hobo Boxcar \$69.99



**NEW!**

**Union Pacific Walking Brakeman Car**

- ADDITIONAL FEATURES:**
- Brakeman figure moves back and forth along roofwalk, via track power
  - Powerful maintenance-free motor with ON/OFF switch
  - Metal frame
  - Length: 10 1/2"

**Domino Sugar Operating Boxcar**

- ADDITIONAL FEATURES:**
- Door opens and figure tosses a sugar sack out of the boxcar
  - Remote-Control Track section required
  - Sprung trucks
  - Metal frame
  - Length: 10 1/2"

(6-26864) Domino Sugar Operating Boxcar \$64.99




**NEW!**



Door opens and figure tosses sugar sack

(6-26855) Halloween Animated Gondola \$64.99



**NEW FIGURES**

**NEW!**

**Railway Express Agency Jumping Hobo Boxcar**

- ADDITIONAL FEATURES:**
- Hobo figure jumps aboard boxcar to avoid the railroad cop
  - Opening doors
  - Sprung trucks
  - Length: 10 1/4"

**Halloween Animated Gondola**

- ADDITIONAL FEATURES:**
- All-new figures
  - Figures move around gondola when train is in motion
  - Length: 10 1/4"

DOMINO® SUGAR is the registered trademark of DOMINO FOODS, INC. or its affiliates



# OPERATING CARS

## U.S. Steel Operating Welding Car

### ADDITIONAL FEATURES:

- LED light simulates the glow of a welder's arc light when car is in motion
- Length: 10 3/4"

## #3562-25 A.T. & S.F. Operating Barrel Car

### ADDITIONAL FEATURES:

- At the push of a button, the hand-painted figure pushes the barrels off the car (Remote Control Track section required).
- Metal Barrel channel and frame
- Six wooden barrels
- Includes unloading bin
- Postwar Celebration Series plaque and packaging
- Length: 11"



**NEW!**



**NEW!**



Wooden barrels and unloading bin included

## Canadian Pacific Animated Caboose

### ADDITIONAL FEATURES:

- Holding an illuminated lantern, the hand-painted brakeman moves smoothly back and forth on the platform
- Operates via track power
- ON/OFF switch
- Interior illumination
- Metal frame, ladders, toolboxes, and smokestack
- Length: 7 1/4"




**LIGHTED LANTERN**

**NEW!**



Figure moves back and forth



**NEW!**



Unloading bin included

## Lionel Lines Moe & Joe Flatcar

### ADDITIONAL FEATURES:

- Moe & Joe figures unload boards at the touch of a button
- Remote Control Track section required
- Real wood load
- Metal unloading superstructure
- Includes unloading bin
- Length: 11"



(6-26847) Chesapeake & Ohio Coal Dump Car \$79.99



**NEW!**



Coal and bin included

(6-26834) Pacific Fruit Express Ice Car \$62.99



(6-26850) Denver & Rio Grande Western Searchlight Car \$74.99



**PROGRAMMABLE OPERATION**

**NEW!**

**Chesapeake & Ohio Coal Dump Car**

**ADDITIONAL FEATURES:**

- Dumps coal at the touch of a button
- Remote Control Track section required
- Includes coal load and unloading bin
- Die-cast metal frame and metal dumping frame
- Length: 9 1/2"

**Denver & Rio Grande Western Searchlight Car**

**ADDITIONAL FEATURES:**

- Illuminated searchlight rotates via track power
- Adjust the searchlight's brightness as well as the rate of rotation with any Remote Control Track section
- Die-cast metal body
- Length: 9 3/4"

**Pacific Fruit Express Ice Car**

**ADDITIONAL FEATURES:**

- Ice is loaded through the roof by the Icing Station
- Sprung trucks
- Metal frame
- Includes 12 ice blocks
- Length: 10 1/2"

(6-26849) Southern Pacific Log Dump Car \$79.99



**NEW!**



Logs and bin included

**Southern Pacific Log Dump Car**

**ADDITIONAL FEATURES:**

- Dumps logs at the touch of a button
- Remote Control Track section required
- Includes log load and unloading bin
- Die-cast metal frame and metal dumping frame
- Length: 9"



# TrainSounds™

## TrainSounds Rolling Stock

Bring the mournful whistle of a steamer or the rumbling of a powerful diesel to any Lionel train set or traditional locomotive. Equipped with a digitally recorded sound system, TrainSounds rolling stock is available in both steam and diesel versions. Since these new cars run on track power with a conventional transformer, batteries and Command Control are not required. Push your whistle/horn button, and you will even hear different "Stand by" or "Clear for departure" messages. TrainSounds cabooses feature multi-part crew dialog.

### FEATURES:

- Conventional transformer control
- Die-cast metal trucks and operating couplers
- Metal frame

**ADD  
GREAT SOUNDS  
TO ANY  
TRAIN SET!**

(6-26860) Baltimore & Ohio Boxcar with Steam TrainSounds \$109.99



(6-26861) Santa Fe Boxcar with Diesel TrainSounds \$109.99



(6-26871) Pennsylvania Steam TrainSounds Tender \$104.99





**BOXCARS**

**ADDITIONAL FEATURES:**

- TrainSounds sound system with bell, squealing brakes, and operator-controlled multi-part crew dialog
- Steam version includes steam chuffing and steam whistle
- Diesel version includes diesel engine reving and air horn
- Volume control and ON/OFF switch
- Length: 10 1/2"

**TENDER**

**ADDITIONAL FEATURES:**

- TrainSounds sound system with steam chuffing, steam whistle, bell, squealing brakes, and operator-controlled multi-part crew dialog
- Removable front coupler for use behind another tender
- Length: 8 1/2"

**CABOOSE**

**ADDITIONAL FEATURES:**

- TrainSounds sound system with multi-part crew dialog
- Operates in the TMCC or conventional environment
- Volume control and ON/OFF switch
- Length: 10 1/4"

(6-29834) Lionel Lines TrainSounds Bay Window Caboose \$159.99



**NEW!**



See page 56

(6-29835) Southern Pacific TrainSounds Bay Window Caboose \$159.99



**NEW!**



See page 58



## Hot Box Reefers

When a wheel bearing overheats, it causes the brakeman's nightmare known as a "hot box." These realistic cars allow you to recreate this red-hot situation. The scenario begins with an irregular sound and a whiff of smoke. Crew dialog keeps you on top of the situation with reports such as "Something's burning!" and "We've got a blazer!" Smoke, lights, and screeching intensify until you, the engineer, initiate an emergency stop to let your crew "Cool that spindle."

### ADDITIONAL FEATURES:

- Flickering lights, smoke, screeching, and crew dialog of a "hot box" emergency
- ON/OFF switch
- Operates on both Command Control and Conventional layouts
- Die-cast metal trucks and operating couplers
- Metal frame
- Length: 10 1/2"



Smoke and flickering lights

(6-29830) Pacific Fruit Express Hot Box Reefer \$149.99



**NEW!**

(6-29831) Swift Hot Box Reefer \$149.99



**NEW!**

## Chessie System Command Control Crane Car

Pull this die-cast metal workhorse into place and take complete command of M.o.W. operations anywhere on your layout. Equipped with the TrainMaster Command Control system, this new crane car offers full remote control operation from the boom to the hooks to the outriggers. Add the matching boom car for one of the most realistic experiences in O gauge.

### ADDITIONAL FEATURES:

- TrainMaster Command Control operation including 360 degree cab rotation, up and down action of the boom, independent control of the main and auxiliary hooks, independent control of the front and rear work lights, and deployment of all six outriggers
- TMCC CAB-1 Remote Controller and TMCC Command Base required
- Four powerful, maintenance-free motors
- Die-cast metal 6-wheel sprung trucks
- Front and rear **ElectroCouplers**
- Die-cast metal body, frame, and boom
- Operating front and rear work lights
- Opening cab doors
- 12 outrigger supports included for use on traditional O gauge, O-27, or FasTrack track
- Minimum Curve: 0-31
- Length: 10 3/4"

## Chessie System Command Control Boom Car

Add this matching boom car to take Command Control railroading to a whole new level. Listen as the diesel engine sputters and comes to life. Turn the cab or lower the hook and hear the gears or winch engage. Deploy the outriggers and hear the sounds of steel girders snapping into place. Each effect is synchronized to the action of the crane car. Listen as the crane operator takes directions from his foreman, who sometimes just shouts a cautionary reminder of "Safety First!"

### ADDITIONAL FEATURES:

- TrainMaster Command Control equipped
- RailSounds sound system including diesel engine revving, air horn, couplers and multi-part crew/foreman dialog
- Synchronized boom, winch, and outrigger effects
- Special start-up and shut down sequences
- Die-cast metal trucks and operating couplers
- Die-cast metal flatcar
- Wood flatcar deck
- Metal underframe details
- Minimum Curve: 0-31
- Length: 11 1/4"



Real wood deck




(6-29833) Chessie System Command Control Boom Car \$209.99



(6-29832) Chessie System Command Control Crane Car \$319.99



Die-cast metal 6-wheel sprung and equalized trucks



Remotely deployed outriggers and front and rear ElectroCouplers



Operating front and rear work lights



Independently operating boom



Create your own work train



Independent control of main and auxiliary hooks



# TRADITIONAL PASSENGER CARS

## Traditional Passenger Cars

- ✓ Operating couplers—uncouple cars automatically with a remote-control or uncoupling track section
- ✓ Realistic interior illumination
- ✓ Minimum Curve: 0-27
- ✓ Perfectly sized to match Lionel Traditional Locomotives

**NEW!**

## Southern Streamliners

The sleek Art Deco-inspired streamliners provide an easy way to add passenger service to any O gauge layout. Each set includes cars with die-cast metal trucks and illuminated interiors.

### 4-PACK INCLUDES:

- Baggage car or combination car, coach, vista dome car, observation car

### 2-PACK INCLUDES:

- Diner, coach

### ADDITIONAL FEATURES:

- Die-cast metal trucks and operating couplers
- Authentically detailed interiors
- Flexible diaphragms between cars
- Opening doors

### TRAINSOUNDS FEATURES:

- TrainSounds sound system with multi-part crew dialog

- TrainMaster Command Control or conventional transformer control
- Volume control and ON/OFF switch
- Length: 4-Pack: 53"  
2-Pack: 26 1/2"  
Single: 13 1/4"



(6-25156) California Zephyr Streamliner 4-Pack \$219.99

**NEW!**

**NEW!**

**DIE-CAST METAL TRUCKS**



(6-25178) California Zephyr Streamliner TrainSounds Baggage Car \$159.99



(6-25161) California Zephyr Streamliner 2-Pack \$124.99



(6-25121) Southern Streamliner 4-Pack \$209.99

**DIE-CAST METAL TRUCKS**



(6-25126) Southern Streamliner 2-Pack \$119.99



**DIE-CAST  
METAL  
TRUCKS**

**Madison Passenger Cars**

The perfect complement to your Mikado steam locomotive, these beautifully decorated Madison cars allow you to create a magnificent passenger train.

**4-PACK INCLUDES:**

- Baggage car, two coaches, observation car

**2-PACK INCLUDES:**

- Diner, coach

**ADDITIONAL FEATURES:**

- Die-cast metal trucks and operating couplers
- Authentically detailed interiors
- Flexible diaphragms between cars
- Opening doors

**TRAINSOUNDS FEATURES:**

- TrainSounds sound system with multi-part crew dialog

- TrainMaster Command Control or conventional transformer control
- Volume control and ON/OFF switch
- Length: 4-Pack: 58 1/2"  
2-Pack: 29 1/4"  
Single: 14 5/8"

**NEW!**



(6-25148) Baltimore and Ohio Madison Car 4-Pack \$219.99

**NEW!**



(6-25176) Baltimore and Ohio TrainSounds Baggage Car \$159.99

**NEW!**



(6-25153) Baltimore and Ohio Madison Car 2-Pack \$124.99

**NEW!**



(6-25164) Union Pacific Madison Car 4-Pack \$219.99

**NEW!**



(6-25177) Union Pacific TrainSounds Baggage Car \$159.99

**NEW!**



(6-25169) Union Pacific Madison Car 2-Pack \$124.99



## Standard O Passenger Cars

- ✓ Die-cast metal sprung trucks for improved tracking, especially through switches
- ✓ Super-detailed with many separately applied parts
- ✓ Detailed interior floor plans with hand-painted figure
- ✓ Realistic interior and exterior lighting
- ✓ Perfectly sized to match Lionel Standard O Locomotives

## New York Central Commuter Coaches

Beginning in the early 1950s, the New York Central painted some of its commuter coaches in a distinctive 2-tone gray paint scheme. These new cars are the perfect complement to the S-2 electric locomotive.

### 3-PACK INCLUDES:

- Three heavyweight coaches

**4-WHEEL TRUCKS!**

### FEATURES:

- Die-cast metal sprung 4-wheel trucks and operating couplers with hidden uncoupling tab
- Flexible diaphragms between cars
- Opening doors
- Authentically detailed and painted interior
- Overhead interior lighting with ON/OFF switch
- Passenger and train crew figures
- Minimum Curve: 0-54
- Length: 3-Pack: 57"  
Single car: 19"



(6-15577) NYC Heavyweight 3-Pack \$369.99

**4-WHEEL TRUCKS!**



(6-15570) Long Island Heavyweight 3-Pack \$389.99

**NEW!**

## Southern Heavyweight Passenger Cars

The perfect complement to your Southern PS-4 steam locomotives, these heavyweight cars feature classic decoration and detailed interiors.

### 4-PACK INCLUDES:

- Baggage, coach, sleeper, observation car

### 2-PACK INCLUDES:

- Coach, sleeper

### FEATURES:

- Die-cast metal sprung trucks and operating couplers with hidden uncoupling tab
- Flexible diaphragms between cars
- Opening doors
- Metal frame
- Authentically detailed and painted interior
- Overhead interior lighting with ON/OFF switch
- Passenger and train crew figures

### STATIONSOUNDS SOUND SYSTEM

#### FEATURES:

- Accessible with either the TrainMaster Command Control system or a conventional transformer
- Custom recordings featuring multiple characters allow you to recreate an entire rail journey - from departure to arrival at your final destination
- Arrival/departure announcements, dining reservation calls, and other en route dialog
- "Clickety-clack" of the cars as they roll down the rails
- Minimum Curve: 0-54
- Length: Single car: 19"

**NEW!**



6-wheel sprung trucks

(6-15596) Southern Heavyweight StationSounds Diner \$294.99



(6-15588) Southern Heavyweight 4-Pack \$494.99







(6-15581) NYC Heavyweight add-on \$129.99



(6-15574) Long Island Heavyweight add-on \$139.99

**NEW!**

### Long Island Heavyweight Commuter Cars

Pulled behind a BB class electric or E6 4-4-2 steamer, these cars model the workhorse passenger service of the Pennsylvania Railroad and its subsidiaries. Each car includes newly-designed 4-wheel sprung trucks.

#### 3-PACK INCLUDES:

- Three heavyweight coaches

#### FEATURES:

- Die-cast metal sprung trucks and operating couplers with hidden uncoupling tab
- Flexible diaphragms between cars
- Opening doors
- Metal frame
- Authentically detailed and painted interior
- Overhead interior lighting with ON/OFF switch
- Passenger and train crew figures
- Length: 3-Pack: 57"  
Single car: 19"

(6-15593) Southern Heavyweight 2-Pack \$264.99



**NEW!**



See page 64

**NEW!**





## STANDARD PASSENGER CARS

### 18" Aluminum Passenger Cars

The finest aluminum passenger cars in O gauge are now dressed for service as the Commodore Vanderbilt and the Congressional. Add-on 2-Packs and StationSounds diners are available for each set.

#### 4-PACK INCLUDES:

- Combination car, two coaches, observation car

#### 2-PACK INCLUDES:

- Baggage car, coach

#### DINER INCLUDES

- StationSounds sound system


#### FEATURES:

- Die-cast metal sprung trucks with rotating bearing caps and operating couplers with hidden uncoupling tab
- Operating diaphragms between cars
- Extruded aluminum bodies with flush fitting windows
- Metal frames
- Authentically detailed and painted interiors
- Passenger figures
- Interior lighting with ON/OFF control
- Selectable red warning lights on each car end


#### STATIONSOUNDS SOUND SYSTEM FEATURES:

- Accessible with either TrainMaster Command Control or a conventional transformer
- Custom recordings featuring multiple characters allow you to recreate an entire rail journey from departure to arrival at your final destination
- Arrival/departure announcements, dining reservation calls, and other en route dialog
- "Clickety-clack" of the cars as they roll down the rails
- Minimum Curve: 0-54
- Length: 4-Pack: 76"  
2-Pack: 38"  
Single car: 19"

(6-25468) New York Central Commodore Vanderbilt 4-Pack \$579.99



**NEW!**



Die-cast metal sprung trucks

(6-25476) New York Central Commodore Vanderbilt StationSounds Diner \$299.99



**NEW!**

(6-25450) Pennsylvania Congressional 4-Pack \$579.99



**NEW!**

(6-25458) Pennsylvania Congressional StationSounds Diner \$299.99



**NEW!**



See page 90





(6-25473) New York Central Commodore Vanderbilt 2-Pack \$299.99



(6-25455) Pennsylvania Congressional 2-Pack \$299.99





# STANDARD PASSENGER CARS







# NEW!

### Acela Passenger Car 3-Pack

Expand your Acela consist with three new cars. Just like the cars in the original set, each new passenger car tilts individually as it enters a curve. At a station, watch the appropriate side doors open automatically with a CAB-1 command. Under official license from Amtrak, this painstakingly accurate replica comes to life with rivet-for-rivet detailing taken directly from Bombardier blueprints and Amtrak painting manuals.

#### 3-PACK INCLUDES:

- Bistro car, two business class cars

#### FEATURES:

- **TrainMaster Command Control** equipped—able to run in Command Control Mode or in Conventional Transformer Control Mode
- Hinged roof panel on the top of each car houses interior light switch for easy adjustments without having to remove the train from the track
- Infrared wireless system connects each car
- Close coupling system allows near-prototypical distance between the cars
- Realistic tilting mechanism leans passenger car bodies when traveling at 25 scale mph or faster
- Automatically opening passenger car doors with operating indicator lights and platform lights
- Authentically detailed interiors with passenger and train crew figures
- Interior lighting in all cars
- Realistic flush-fitting windows
- Die-cast metal sprung trucks on power cars and passenger cars
- Minimum Curve: 0-72
- Length: Single Car: 21 1/2"

(6-15584) \$749.99



## American Flyer

- ✓ S Gauge
- ✓ Operating couplers
- ✓ Classic A.C. Gilbert reissues
- ✓ All-new innovative designs

# AMERICAN FLYER

# NEW!

## Chessie System SD9 Freight Set

During the 1970's and 1980's, the Chessie System, a merger of the Chesapeake & Ohio, Baltimore & Ohio, and Western Maryland railroads, maintained one of the largest freight empires in the United States. Led by a tough SD9 road switcher, this new American Flyer set includes an impressive consist that features an operating coal dump car.

### SET INCLUDES:

- SD9 diesel locomotive, boxcar, gondola with pipe load, coal dump car, extended vision caboose

### LOCOMOTIVE FEATURES:

- Die-cast metal 6-wheel trucks
- Die-cast metal frame
- Transformer controlled forward, neutral, and reverse operation
- Powerful maintenance-free motor
- Interior illumination
- Traction tires

### ROLLING STOCK FEATURES:

- Die-cast metal trucks
- Opening doors on boxcar
- Pipe load on gondola
- Coal load, operating contactor, and dumping bin included with dump car
- Interior illumination on caboose
- Length: Approx. 41"

(6-49615) Chessie SD9 Freight Set \$529.99



Concept model shown





### Alton Limited Passenger Train Set

The Chicago & Alton Railroad was a pioneer in luxury passenger service. After the turn of the twentieth century, the railroad's premier run between Chicago and St. Louis was named the Alton Limited, but was often referred to as the "red train" because of its trademark livery. In 1924, the C & A updated the Alton Limited: A fast, Pacific-type locomotive pulled a brand new set of Pullman heavyweight cars, all painted in matching shades of maroon and red. From its debut at Chicago's (then under-construction) Union Station, the "new" Alton Limited was given the title "Handsome Train in the World."

The American Flyer Alton Limited set features an all-new scale-sized Pacific type locomotive and matching all-new heavyweight passenger cars.

#### SET FEATURES:

- Pacific locomotive and tender, combination car, two coaches, observation car

#### LOCOMOTIVE FEATURES:

- **TrainMaster Command Control** equipped—able to run in Command Control Mode or in Conventional Transformer Control Mode with most American Flyer and Lionel transformers
- **RailSounds 5.0** sound system with custom recorded effects including:
- Multi-part **CrewTalk** dialog and **TowerCom** announcements to create realistic operating scenarios, from pulling out of the yard to initiating an emergency stop
- Realistic operator-controlled effects, including the water injector, activated by the CAB-1 Remote Controller
- **DynaChuff** synchronized chuffing that shifts through 15 levels of intensity as the locomotive gains speed
- Simulate the locomotive running light or battling against a heavy load by manually adjusting the DynaChuff intensity level with CAB-1 commands
- **MultiWhistle** effect simulates blows at different steam pressures, long and short attacks, and even extra quilling with each press of the whistle button
- Independently adjustable volume control—use your CAB-1 Remote Controller to lower the level of background effects such as chuffing, while keeping operator-controlled effects such as the whistle at full volume

- Many operator-controlled effects, including CrewTalk dialog and TowerCom announcements, are accessible using only a conventional transformer
- Powerful maintenance-free motor with momentum flywheel
- **Wireless tether** connection between locomotive and tender
- Directional lighting with operating headlight and back-up light on rear of tender
- Illuminated classification lights on front of locomotive
- Die-cast metal locomotive body, frame, pilot, and trucks
- Traction tires
- Operating smoke unit
- Separately applied metal details
- Accurate separately applied builder's plates
- Illuminated cab interior
- Engineer and fireman figures
- Die-cast metal tender body and trucks

#### PASSENGER CAR FEATURES:

- Die-cast metal trucks
- Metal frame
- Window silhouettes
- Lighted interior lighting with ON/OFF switch
- Length: Approx. 62 1/2"

(6-49616) Alton Limited Set \$839.99

**NEW!**





# AMERICAN FLYER

## Cabooses

### FEATURES:

- Die-cast metal trucks
- Metal frame
- Interior lighting
- Length: 7"

(6-48733) Erie Caboose \$54.99



(6-48736) Western Maryland Caboose \$54.99



(6-48735) Burlington Extended Vision Caboose \$54.99



## Dockside Switcher

The 0-6-0 Dockside Switcher rejoins the American Flyer roster with two new road names. Priced under \$100, these classic switchers add motive power at a great value.

### FEATURES:

- Transformer controlled forward, neutral, and reverse operation
- Powerful maintenance-free motor with momentum flywheel
- Directional lighting, including operating headlight and back-up light
- Front and rear operating couplers
- Traction tires
- Puffing smoke unit
- Die-cast metal frame
- Length: 7 1/2"

(6-48055) Bethlehem Steel Dockside Switcher \$109.99



(6-48141) Western Maryland Baldwin Switcher \$264.99



## Western Maryland Baldwin Switcher

Featuring die-cast metal trucks and directional lighting, the Baldwin switcher appears in the Western Maryland livery.

### FEATURES:

- Die-cast metal trucks
- Transformer controlled forward, neutral, and reverse operation
- Directional lighting with operating headlight, and back-up light
- Powerful maintenance-free motor
- Metal frame
- Length: 9"

## Burlington SD9

The tough Burlington SD9 road switcher joins the American Flyer diesel roster. First built by General Motors' ElectroMotive Division in the early fifties, 471 SD9 diesels would serve on branch lines across the country.

### FEATURES:

- Die-cast metal 6-wheel trucks
- Die-cast metal frame
- Transformer controlled forward, neutral, and reverse operation
- Powerful maintenance-free motor
- Interior illumination
- Traction tires
- Length: 10 3/4"

(6-48051) Burlington SD9 \$274.99





(6-48056) New York Central Dockside Switcher \$109.99



**NEW!**

### 4-6-2 Pacific and 2-8-2 USRA Light Mikado

An all-new 4-6-2 Pacific locomotive dressed in the Erie livery joins the new Pennsylvania 2-8-2 USRA Light Mikado for 2006. Each of these scale-sized S gauge steamers offer the latest high performance features. Most RailSounds 5.0 effects are also triggered with only a conventional transformer. Add a TMCC Command Base and a CAB-1 Remote Controller to unlock all of the available features. A simple one-wire hook-up to most AC transformers will have you on your way to true walk-around, remote control railroading. Matching cabooses are available separately.

#### FEATURES:

- **TrainMaster Command Control** equipped—able to run in Command Control Mode or in Conventional Transformer Control Mode with most American Flyer and Lionel transformers
- **RailSounds 5.0** sound system with custom recorded effects including:
- Multi-part **CrewTalk** dialog and **TowerCom** announcements to create realistic operating scenarios, from pulling out of the yard to initiating an emergency stop
- Realistic operator-controlled effects, including the water injector, activated by the CAB-1 Remote Controller
- **DynaChuff** synchronized chuffing that shifts through 15 levels of intensity as the locomotive gains speed
- Simulate the locomotive running light or battling against a heavy load by manually adjusting the DynaChuff intensity level with CAB-1 commands
- **MultiWhistle** effect simulates blows at different steam pressures, long and short attacks, and even extra quilling with each press of the whistle button

- Independently adjustable volume control—use your CAB-1 Remote Controller to lower the level of background effects such as chuffing, while keeping operator-controlled effects such as the whistle at full volume
- Many operator-controlled effects, including CrewTalk dialog and TowerCom announcements, are accessible using only a conventional transformer
- Powerful maintenance-free motor with momentum flywheel
- **Wireless Tether** connection between locomotive and tender
- Directional lighting, with operating headlight and back-up light on rear of tender
- Illuminated classification lights on front of locomotive
- Die-cast metal locomotive body, frame, pilot, and trucks
- Traction tires
- Operating smoke unit
- Separately applied metal details
- Accurate separately applied builder's plates
- Illuminated cab interior
- Engineer and fireman figures
- Die-cast metal tender body and trucks
- Length: Approx. 15 1/2"



(6-48052) Erie 4-6-2 Pacific \$649.99



**NEW!**

Concept model shown

(6-48053) Pennsylvania 2-8-2 Mikado \$649.99



**NEW!**



**Boxcars**

**ADDITIONAL FEATURES:**

- Die-cast metal trucks
- Metal frame
- Opening doors
- Length: 8 3/8"

**Jack Frost Single-Dome Tank Car**

**ADDITIONAL FEATURES:**

- Die-cast metal trucks
- Metal handrails and ladders
- Length: 7 5/8"

**Union Pacific 3-Dome Tank Car**

**ADDITIONAL FEATURES:**

- Die-cast metal trucks
- Metal handrails
- Length: 7 5/8"

**Supplee Flatcar with Milk Containers**

**ADDITIONAL FEATURES:**

- Die-cast metal trucks
- Length: 8 3/8"

**Western Maryland Flatcar with Girder**

**ADDITIONAL FEATURES:**

- Die-cast metal trucks
- Die-cast metal girder
- Length: 8 3/8"

**Duluth, Missabe & Iron Range Gondola with Pipe Load**

**ADDITIONAL FEATURES:**

- Die-cast metal trucks
- Pipe load
- Length: 8 3/4"

**Alaska Depressed Center Flatcar with Cable Reel**

**ADDITIONAL FEATURES:**

- Die-cast metal six-wheel trucks
- Die-cast metal body
- Removable cable reel with real wire
- Length: 10"

**Canadian Pacific Hopper**

**ADDITIONAL FEATURES:**

- Die-cast metal trucks
- Removable coal load
- Length: 7 3/8"

**Fruit Growers Express Reefer**

**ADDITIONAL FEATURES:**

- Metal frame
- Opening doors
- Length: 8 3/8"

AMERICAN FLYER

(6-48362) Burlington Boxcar \$54.99



NEW!

(6-48364) Gilbert American Flyer S Gauge 60th Anniversary Boxcar \$54.99



NEW!

(6-48419) Jack Frost Single-Dome Tank Car \$54.99



NEW!

(6-48420) Union Pacific 3-Dome Tank Car \$54.99



NEW!



(6-48543) Supplee Flatcar with Milk Containers \$54.99



**NEW!**

(6-48546) Alaska Depressed Center Flatcar with Cable Reel \$59.99



**NEW!**

(6-48544) Western Maryland Flatcar with Girder \$54.99



**NEW!**

(6-48629) Canadian Pacific Hopper \$54.99



**NEW!**

(6-48545) Duluth, Missabe & Iron Range Gondola with Pipe Load \$54.99



**NEW!**

(6-48814) Fruit Growers Express Reefer \$54.99



**NEW!**



# AMERICAN FLYER

## Tie Car

### ADDITIONAL FEATURES:

- First-time reissue
- Four wooden ties
- Operating contactor included
- Length: 8 3/8"

## Pennsylvania Log Dump Car

### ADDITIONAL FEATURES:

- First-time reissue
- Operating contactor and dumping bin included
- Four wooden logs
- Length: 7 7/16"

## Santa Fe Animated Caboose

### ADDITIONAL FEATURES:

- Brakeman figure moves back and forth on rear platform via track power
- Interior lighting
- Metal frame
- Length: 7"

## Great Northern Walking Brakeman Car

### ADDITIONAL FEATURES:

- Brakeman moves smoothly back and forth along roofwalk via track power
- Maintenance-free motor
- Metal frame
- Length: 8 3/8"

## Bethlehem Steel Depressed Center Searchlight Car

### ADDITIONAL FEATURES:


- Illuminated searchlight
- Die-cast metal six-wheel trucks
- Die-cast metal body
- Length: 10"

## New York Central Coal Dump Car

### ADDITIONAL FEATURES:


- First-time reissue
- Operating contactor and dumping bin included
- Coal load included
- Length: 7 7/16"

(6-49026) Tie Car \$69.99



Ties eject from moving car

(6-49029) Santa Fe Animated Caboose \$79.99



Brakeman moves back and forth



**NEW!**

(6-49027) Pennsylvania Log Dump Car \$79.99

PENNSYLVANIA  
DECORATION ON  
TOP OF TRAY



(6-49032) Bethlehem Steel Depressed Center Searchlight Car \$79.99




**NEW!**

AMERICAN FLYER®

**NEW!**

(6-49031) Great Northern Walking Brakeman Car \$79.99



(6-49033) New York Central Coal Dump Car \$79.99



**NEW!**



(6-48978) Union Pacific Heavyweight Passenger Car 4-Pack \$264.99




## #594 Animated Track Gang Set

First introduced in S gauge in 1946, the popular #594 Animated Track Gang Set is available once again, 60 years later. This classic accessory features three animated figures. When a train passes by, the foreman moves forward, halting the two figures working with jackhammers.

### FEATURES:

- Metal construction
- Three animated figures
- Stationary figure
- Dimensions: 10" x 3 3/4" x 2 1/2"

(6-49808) #594 Animated Track Gang Set \$99.99



**NEW!**

AMERICAN FLYER



**NEW!**

Concept model shown



(6-48983) Union Pacific Heavyweight Passenger Car 2-Pack \$139.99

Concept model shown

**NEW!**



Union Pacific 4-8-4 Northern available separately

### Union Pacific Heavyweight Passenger Cars

Pulled behind your Union Pacific Northern, the American Flyer Heavyweight Passenger Car 4-Pack and matching 2-Pack create an impressive consist. The 4-pack features a combination car, a coach, a diner, and an observation car. The 2-pack features a baggage car and a coach. Each car features die-cast metal six-wheel trucks and a lighted interior.

**FEATURES:**

- Die-cast metal trucks and operating couplers
- Interior lighting with ON/OFF control
- Metal frames
- Underbody detail
- Length: 4-Pack: Approx. 47"  
2-Pack: Approx. 23 1/2"



## Station Platform

### FEATURES:

- Dimensions: 12" x 3 3/8" x 5"
- (6-24190) \$14.99

## Illuminated Station Platform

### FEATURES:

- Two frosted light bulbs
  - Dimensions: 12" x 3 3/8" x 5"
- (6-24159) \$31.99

## Crossing Shanty

Featuring a lighted interior and hinged shutters, this accessory is ready to stand guard at your grade crossing.

### FEATURES:


- Lighted interior
  - Hinged shutters
  - Dimensions: 2 1/4" x 2 1/2" x 3"
- (6-14229) \$19.99

## #133 Passenger Station

Dressed in new colors, this classic lighted passenger station is perfect for any O or O-27 gauge layout.

### FEATURES:

- Lighted interior
  - Dimensions: 12 1/8" x 8 1/4" x 6 1/2"
- (6-14257) \$52.99



**NEW!**





**Amtrak Shelter**

A common sight for contemporary train travelers, this utilitarian structure was Amtrak's solution to the expensive, traditional passenger stations that it inherited from various railroads.

**FEATURES:**

- Interior lighting
- Two figures
- Dimensions: 5" x 2 1/2" x 2"

(6-34102) \$24.99



Detailed interior with figures

**Sand Tower**

This prototypical structure loads locomotives with sand to increase traction. Trains pass below the structure.

**FEATURES:**

- Accommodates 0 and 0-27 gauge track and the FasTrack track system
- Dimensions: 4 1/2" x 4" x 12"

(6-14255) \$26.99

**NEW!**





## Oil Pump

Based on the "nodding donkey" style pump working oil fields across the country, this new accessory features the smooth bobbing action of the real thing. Add two or three oil pumps to model this common industrial scene.

### FEATURES:

- Pump moves up and down
- Dimensions: 2 3/4" x 4 3/4" x 4"

(6-34162) \$52.99

## Sunoco® Industrial Tank

Inspired by real oil and gas industries whose fields are filled with vast "highways" of connected tanks, you can replicate a large Tank Town of your own with this new Industrial Tank. With metal connecting walkways included, it's easy to start building an impressive field.

### FEATURES:

- Metal platform and walkways
- Operating industrial lamp
- Conveniently connects to multiple tanks for building large fields
- Dimensions: 4" x 7" x 3 1/2"

(6-14225) \$69.99

SUNOCO® is a registered trademark of Sunoco, Inc. and its subsidiaries



Connects to any Lionel Industrial Tank


## U.S. Army Water Tower

Create a military base on your layout with the U.S. Army Water Tower.

### FEATURES:

- Bubble tube
- Flashing aircraft warning light
- Dimensions: 6" x 6" x 15"

(6-14243) \$94.99



**NEW!**






**Ammo Loader**

Watch as the figure loads the cases of ammunition into a waiting Ammo Car (included). Position the Ammo Car at the platform, and you are ready to load it up.

**FEATURES:**

- Ammo cases are loaded into the house, then sent down the chute
- Includes one operating Ammo Car
- Metal base
- 10 ammo cases
- Dimensions: 11" x 4" x 8"

[6-14244] \$104.99



**NEW!**




**Helicopter Pylon**

Decorated for duty in Vietnam, the Helicopter Pylon features the emblem of the First Cavalry. Watch as the helicopter circles the pylon.

**FEATURES:**

- Powerful, maintenance-free motor
- Metal tower
- Interior lighting
- Helicopter flies approximately 21 1/2" above the base
- Dimensions: 5 3/4" x 5 3/4" x 14 1/4"

[6-14217] \$139.99



**NEW!**



# OPERATING ACCESSORIES

## Road Crew

This road crew works on patching a crumbling street. Watch as the animated construction workers rake and tamp the asphalt, lift a shovel, and operate jackhammers.

### FEATURES:

- Six separate animations
- Seven hand-painted figures
- Dimensions: 8" x 2 1/2"

(6-14211) Road Crew \$89.99



**NEW!**

**SIX SEPARATE ANIMATIONS**

(6-24105) Track Gang \$89.99

**GLOWING TORCH**



## Track Gang

Working hard to keep the track in good condition, these gandy dancers just won't quit. Six animated figures use a jackhammer, illuminated welding torch, shovels, and pry bars.

### FEATURES:

- Six separate animations
- Eight hand-painted figures
- Flickering LED simulates a welder's torch
- Dimensions: 8" x 2 1/2"

(6-14236) #356 Operating Freight Station \$104.99



## #356 Operating Freight Station

Watch the workers roll the carts in and out of the station house. One cart enters the structure filled with luggage while a second cart starts its trip with nothing on board, giving the illusion that the worker just emptied his load.

### FEATURES:

- Two moving carts
- Metal cart channel
- Steel luggage load
- Dimensions: 15" x 5" x 5 1/2"




**NEW!**



(6-34144) Santa Fe Scrap Yard \$99.99

**FOUR  
ANIMATED  
FIGURES**

**GLOWING  
TORCH**



**Scrap Yard Accessories**

This tired diesel locomotive has reached the end of the line, and these busy workers are scrapping the locomotive. Watch as they lift away the seat, remove the number board, and cut through the side. This accessory is now available with Santa Fe and New Haven paint schemes.

**FEATURES:**


- Four animations
- Seven hand-painted figures
- Flickering LED simulates a welder's torch
- Dimensions: 8 1/4" x 7 1/2" x 3 1/4"



(6-34145) New Haven Scrap Yard \$99.99

**FOUR  
ANIMATED  
FIGURES**

**GLOWING  
TORCH**




Four separate animations, including glowing torch

**NEW!**



**NEW!**

(6-14215) Tug-of-War \$59.99



**Tug-of-War**

At the Lionelville town picnic, everyone enjoys a little friendly competition. The tug-of-war game is in full swing, and three players on each side pull the rope back and forth. Which side will win?

**FEATURES:**

- Three animated figures on each side pull the rope back and forth
- Dimensions: 6" diameter



(6-14210) Pony Ride \$69.99



**NEW!**

**Pony Ride**

Three excited children sit atop ponies and hold on tightly as the small horses make their way around the circle. The attendant stands by watching the action.

**FEATURES:**


- Four ponies move around the circle
- Four detailed figures
- Dimensions: 6" diameter





**NEW!**

(6-14221) Witches Cauldron \$69.99




**Witches Cauldron**

In the cover of three large pine trees, three scary witches huddle around a black cauldron heated by a roaring fire, getting ready to do a magic spell. One witch is poised to throw a fish into the pot, and another reads from a special book, reciting a magic chant. A third witch stirs the potion that simmers in the cauldron.

**FEATURES:**

- Witch appears to stir the cauldron
- Three hand-painted witch figures
- Three pine trees
- Dimensions: 6" diameter



**Ice Rink**

These skaters are enjoying winter in Lionelville! On the ice, a couple holds hands while a little girl glides along behind them. Off to the side, a hockey player waits with his stick until he can score a goal, and another skater is putting on his skates to get ready for fun. One skater has lost his balance, falling on the slippery ice! Two figure skaters twirl and glide along.

**FEATURES:**

- Four animated figures skate on the ice
- Eight hand-painted skaters
- Dimensions: 6 1/4" x 10 3/8"

(6-14219) Ice Rink \$79.99



**NEW!**



**Ring Toss  
Midway Game**

Desperate to get a ring around the neck of a bottle, this gallant gentleman is prepared to play until his girlfriend is rewarded with a prize.

**FEATURES:**

- Three hand-painted figures
- Interior illumination
- Dimensions: 4" x 2" x 3"

(6-34158) \$19.99



**Milk Bottle Toss  
Midway Game**

With a little luck, a prize is just one toss away! The Milk Bottle Game is a favorite at the carnival.

**FEATURES:**

- Three hand-painted figures
- Interior illumination
- Dimensions: 4" x 2" x 3"

(6-14230) \$19.99



**RACE TRACK**



**Camel Race  
Midway Game**

Step right up and try your luck! The carnival attendant watches the couple aim for the holes to propel their camel to victory.

**FEATURES:**

- Three hand-painted figures
- Interior illumination
- Dimensions: 4" x 2" x 3"

(6-34159) \$19.99

**COTTON CANDY**



**Cotton Candy  
Midway Booth**

Cotton candy is the perfect treat at the carnival.

**FEATURES:**

- Three hand-painted figures
- Interior illumination
- Dimensions: 4" x 2" x 3"

(6-14231) \$19.99





**LIGHTS  
AND  
SOUND!**

**Lionel Amusement Park  
Swing Ride**

Watch as this popular ride slowly builds in speed, thrilling its riders as the seats swing further out. Exterior lights and cheerful carnival music highlight the action.

**FEATURES:**

- Powerful maintenance-free motor
- Cycle-controlled variable speed
- Exterior lights
- Authentic carnival music
- Colorful, carnival-inspired graphics
- Hand-painted figures
- ON/OFF controls for sound, lights, and motion
- Dimensions:  
11" diameter x 12 1/2" height

(6-14203) \$229.99

Includes  
hand-painted  
figures



Riders swing out as the ride goes faster and faster





**NEW!**

**Irene's Diner**

Stop by Irene's Diner for a cup of coffee and a piece of the best apple pie in Lionelville. The diner features a lighted, detailed interior with figures.

**FEATURES:**

- Lighted interior
- Interior details including figures, tables, and counters
- Dimensions: 6 3/4" x 10 1/2" x 3 3/8"

(6-24176) \$64.99



**TMCC EQUIPPED!**

Car not included

**AMC/ARC Log Loader**

The classic Log Loader accessory is upgraded for TrainMaster Command Control operation. While the accessory features traditional controller operations in the conventional environment, you get variable speed and fine control of each action using your CAB-1 Remote Controller (sold separately). With the built-in AMC, you are able to start the conveyor, adjust the lights, and operate the dumping mechanism on the Log Loader. The ARC allows you to record and play back the accessory's animated sequences.

**FEATURES:**

- TrainMaster Command Control system equipped TMCC CAB-1 Remote Controller and TMCC Command Base required for TMCC operation (Not included)
- Built-in ARC and AMC
- Operate the chain conveyor, drop the unloading stakes, and dim or brighten the lights with variable speed and fine control using your CAB-1 Remote Controller



- Record entire animated sequences and play them back over and over with your CAB-1 Remote Controller
- Die-cast metal roof supports
- Conventional remote controller
- Dimensions: 10 7/8" x 10 5/8" x 9 1/8"

(6-24115) \$139.99



SMOKE  
AND LIGHTS  
CREATE  
A REALISTIC  
LAUNCH!



Control  
panel with  
LCD screen



ROCKET  
LAUNCHES!

### #175 Rocket Launcher

All systems are "Go" for takeoff! Relive the proud days when the United States of America made its first great advances in the exploration of outer space with the #175 Rocket Launcher. Based on the original Postwar accessory, this Rocket Launcher features some exciting updates.

Operate your motorized gantry crane to prepare your rocket for launch. When you are ready, begin the 10-second countdown. Watch as the seconds are displayed on the LCD digital display. At approximately T-3 seconds, smoke billows from the rocket platform. At T-1 second, flashing red lights create the illusion of rocket ignition. After the last second is marked, the rocket launches.

#### FEATURES:

- Stamped metal frame
- Powerful maintenance-free motor for gantry crane movement
- Control panel with modified LCD digital screen
- Lighted ignition illusion
- Smoke unit
- Launching rocket
- Dimensions 11" x 11" x 17"

(6-14237) \$319.99

**NEW!**




## HISTORIC LAYOUT SERIES

First introduced in 2003, the **Historic Layout Series** has quickly become a favorite of Lionel collectors and operators alike. The accessories on these pages are inspired by two renowned model railroading attractions located in Pennsylvania—the Miniature Village & Railroad of the Carnegie Science Center in Pittsburgh and the Choo-Choo Barn Traintown, U.S.A. in Lancaster County.



These realistic animations are just some of the more than one hundred original mechanized details waiting to be discovered on Carnegie Science Center's Miniature Railroad & Village, Pittsburgh, Pennsylvania.

Discover more at: [www.MinatureRailroad.org](http://www.MinatureRailroad.org) or call the Carnegie Science Center at 412.237.3400 for information on the operational schedule for the one and only Miniature Railroad & Village exhibition!



### The Reading Room

Quiet moments with a good read are timeless. Here, in an era before indoor plumbing, our multi-tasking fella enjoys the solitude of nature and a new catalog!

#### FEATURES:

- Door opens and figure raises his newspaper
- Dimensions: 6" diameter

(6-34150) \$69.99

### Sly Fox & The Hunter

Our sly fox always outsmarts the patient hunter! Watch as the fearless woodsman sets his sights, only to be outwitted again as Sly Fox takes refuge inside his cozy den. Creatures of the woodlands have nothing to fear from this bumbling hunter.


#### FEATURES:

- Fox emerges from his den, hunter begins to take aim, and fox retreats just in time
- Dimensions: 6 1/4" x 10 3/8"

(6-34149) \$79.99



Sly fox retreats just in time




TAKE YOUR LAYOUT TO NEW HEIGHTS!



**Hot Air Balloon Ride**

Each afternoon, many tiny passengers gather at the airfield to board the hot air balloon sunset tour of the Miniature Railroad & Village® river valley. As the colorful aerostat ascends above the valley before gliding over the river and out of sight, we can hear the call "Hey, I can see my house!" Imagine what the scene below would be as you glide over your own miniature world.

Mounted to two pulleys that you install in your ceiling, these balloons rise and fall in unison over your layout. The main balloon is attached to a line from the launch base. Set the height you want the balloon to travel up to the first pulley. The second balloon is attached with extra line, and the line is threaded into the second pulley. The second balloon is weighted to keep the line taut. When one balloon goes up, the other goes down and you have an exciting use of space above your layout!



**FEATURES:**

- Balloons go up and down via a pulley system
  - Includes two balloons
  - Fabric covering on the balloons
  - Dimensions:  
Platform: 9 7/8" x 6 5/8" x 5 3/8"  
Balloon: 5 3/4" x 9 7/8" tall
- (6-24177) \$139.99

As one balloon lifts off, the other drifts down

**The Scrambler**

Get ready for a wild ride! The Scrambler is designed to make people dizzy with its rotating center column and spinning clusters of seats.

**FEATURES:**

- Center column rotates while the seat clusters spin
- Carnival sounds
- Lighted center column
- 24 hand-painted figures
- Dimensions: 15 7/8" x 10 1/4"

(6-24179) \$229.99



Highly detailed cars and riders



For more information, visit the Choo Choo Barn online at [www.choochoobarn.com](http://www.choochoobarn.com), or call 800-450-2920. Open seven days a week from April - December, the Choo Choo Barn is located along Route 741, just east of Strasburg, Lancaster County, Pennsylvania. Don't forget your camera!



**CARNIVAL MUSIC!**





**Lionelville People Packs**

Now you can populate your favorite Lionel operating accessories with Lionelville People Packs. The detailed, hand-painted figures are made of tough pewter, standing on sturdy bases.

**FEATURES:**

- Hand-painted pewter
- Average height: 1 3/8"



(6-24193) Railroad Yard People Pack \$20.99



(6-24194) Civil Servants People Pack \$20.99



(6-24197) City Accessory Pack \$20.99



(6-24192) Park Benches People Pack \$20.99





(6-24191) Park People Pack \$20.99



(6-14241) Work Crew People Pack \$20.99



Concept drawing shown

(6-24196) Farm People Pack \$20.99



(6-14218) Downtown People Pack \$20.99







**Lionelville Water Tower**

This prominent water tower welcomes visitors to Lionelville.

**FEATURES:**

- Dimensions: 13" tall

(6-14220) \$20.99

**NEW!**

**Lionelville Esso Gas Station**

The Lionelville Gas Station offers friendly service to residents and travelers who are just passing through. A beacon to motorists, the rooftop billboard lights up sequentially, spelling "GAS" in large, neon-like letters. This accessory includes lighted pumps and a detailed interior with a counter and graphics.

**FEATURES:**

- Lighted interior and pumps
- Rooftop "GAS" sign lights up sequentially with neon effect
- Four figures
- Garage doors lift open
- Dimensions: 12" x 12" x 5"

(6-24183) \$149.99

**LIGHTED SIGN!**



Four detailed figures included




**DETAILED INTERIOR!**





**NEW!**



Two figures swing clubs

**Lionelville Mini Golf**

Miniature golf is a favorite attraction in Lionelville. Watch as the figures swing their clubs and the "Mini Golf" sign rotates.

**FEATURES:**

- Rotating sign
- Two figures swing clubs
- Six hand-painted figures
- Dimensions: 6" x 8" x 3"

(6-14214) \$79.99

The Hard Rock Cafe name and logo are registered trademarks of Hard Rock Cafe International (USA), Inc.

**DECORATED INTERIOR!**



**Hard Rock**  
CAFE

**Hard Rock Cafe®**

The popular Hard Rock Cafe® comes to Lionelville with a lighted guitar sign and licensed decoration.

**FEATURES:**

- Lighted guitar sign
- Lighted interior
- Licensed Hard Rock Cafe decoration
- Dimensions: 9 1/4" x 6" x 6"

(6-14242) \$49.99



See page 95



See page 95



**NEW!**



## MAINLINE TRACKSIDE ACCESSORIES

### Mainline Die-Cast Metal Accessories

With tough die-cast metal construction, each accessory features prototypical styling and function. Die-cast metal Mainline Accessories are easy to set up and the perfect way to add realistic action to any layout.



#### Die-cast Metal Girder Bridge

- For use with traditional O or O-27 gauge track
- Dimensions: 10" length


(6-14222) \$26.99



#### 153IR Controller

- Infrared sensors detect passing trains and activate connected accessories
- Time delay adjustment knob (From 0 to 5 seconds)
- Dimensions: 5" x 4 1/2" x 3 1/2"

(6-14111) \$36.99



#### Mainline Dwarf Signal

- Lights change from green to red when trains move through its block
- Lights automatically reset to green when block clears
- 153C Contactor included
- Dimensions: 3/4" x 3/4" x 1 3/4"

(6-14151) \$39.99






**NEW  
LOWER  
PRICE!**

**Mainline Color Position  
Signal**

- Lights change from green to red to yellow when triggered by the train
- Yellow signal with adjustable duration
- 153C Contactor included
- Dimensions: 6 3/4" x 1 3/4" x 11/16"

(6-24101) \$24.99



Grade crossing not included

**Mainline Auto Crossing Gates**

- Red flashing signal
- Gate drops when train passes by
- Set of two
- 153C Contactor included
- Also works with insulated track section (Sold separately)
- Dimensions: 4" x 1" x 4 1/2"

(6-14098) \$84.99



**SET OF TWO**



## Crossing Gates, Signals, and Bridges

There is no better way to add fun and excitement to your layout than with realistic Lionel railroad accessories. From signals to trestles, and bridges to tunnels, there is something for everyone. Run your favorite Lionel trains with these fun, sturdy accessories.



### Auto Crossing Gate

- Gate drops when train passes by
- 153C Contactor included
- Also works with insulated track section (Sold separately)
- Dimensions: 9 1/2" gate length

(6-12714) \$39.99

### Auto Crossing Gate and Signal

- Gate drops and lights illuminate when train passes by
- 153C Contactor included
- Also works with insulated track section (Sold separately)
- Dimensions: 7 3/4" x 8 3/4" x 9 1/2"

(6-62162) \$52.99



### #154 Railroad Crossing Flasher

- Red lights flash when train passes by
- 153C Contactor included
- Also works with insulated track section (Sold separately)
- Dimensions: 9" height

(6-12888) \$41.99

### Banjo Signal

- Passing trains activate "banjo" mechanism
- 153C Contactor included
- Also works with insulated track section (Sold separately)
- Dimensions: 7 3/4" height

(6-14090) \$47.99



### Tunnel Portals

- Portals with raised Lionel lettering
- Classic Postwar styling
- Set of two
- Dimensions: 7" x 8 1/2"

(6-12896) \$11.59



### #148 Dwarf Signal

- Lights change from green to red when trains move through its block
- Automatically resets to green when train clears its block
- 153C Contactor included
- Dimensions: 1 3/4" x 1 3/4" x 2"

(6-12883) \$20.99





**Covered Bridge**

- Designed to accommodate O-27 gauge, O gauge, and FasTrack track sections
  - Metal base
  - Lighted interior
  - Dimensions:  
24 1/16" x 7 3/4" x 8"
- (6-24117) \$41.99

**LIGHTED  
INTERIOR**

**Truss Bridge with Flasher and Piers**

- Metal base
  - Flashing top-mounted beacon
  - Rock piers included
  - Dimensions:  
26 1/8" x 7 1/2" x  
12 1/2"
- (6-12772) \$49.99





## TRADITIONAL TRACKSIDE ACCESSORIES

### Layout Essentials

Whether you are building a highway or your very own train yard, Lionel has accessories for every part of your layout.



### Blinking Light Billboard

- Light blinks on and off
- Railroad billboard art
- Dimensions: 5 3/4" x 7/8" x 4 1/2"

(6-24155) \$20.99

### Classic Billboard Set

- Easy assembly
- Five different railroad billboard inserts
- Set of three billboard stands
- Dimensions: 5 3/4" x 7/8" x 3 1/4"

(6-24187) \$9.59

### #65 Yard Lights

- Illumination from two elevated bulbs
- Set of three
- Dimensions: 6 1/4" height

(6-12927) \$15.99

### #70 Yard Lights

- Die-cast metal light housing
- Metal center post
- Set of three
- Dimensions: 4 1/2" height

(6-14071) \$31.99



### Construction Zone Signs

- Realistic, printed construction graphics
- Set of six
- Dimensions: 2 1/4" height

(6-32902) \$7.39



### Highway Barrels

- Painted orange with silver reflective tape
- Set of six
- Dimensions: 1" height

(6-32922) \$7.39



### Barrel Pack

- Real wood construction
- Set of six
- Dimensions: 1 1/8" height

(6-12745) \$5.59



### Vehicle Grade Crossings

- Traditional O gauge or O-27 track fits in molded grooves
- Set of two
- Dimensions: 3 1/4" x 7"


(6-12839) \$5.59






**Double Floodlight Tower**

- Illumination from 16 elevated bulbs
  - Tilting heads
  - Dimensions: 15" height
- {6-24103} \$41.99



Trestle brackets snap onto FasTrack roadbed



**Graduated Trestle Set**

- Incremental height grading
  - For use with traditional O and O-27 gauge track
  - Set of 22
  - Dimensions: 4 3/4" height (tallest trestle)
- {6-12754} \$20.99

**FasTrack Graduated Trestle**

- Incremental height grading
  - For use with FasTrack track sections
  - Set of 22
  - Dimensions: 5 1/2" height (tallest trestle)
- {6-12037} \$57.99

**Elevated Trestle Set**

- Create realistic raised-grade sections
  - For use with traditional O and O-27 gauge track
  - Set of 10
  - Dimensions: 4 3/4" height
- {6-12755} \$20.99

**FasTrack Elevated Trestle**

- Create realistic raised-grade sections
  - For use with FasTrack track sections
  - Set of 10
  - Dimensions: 5 1/2" height
- {6-12038} \$33.99



**Railroad Bumpers**

- Easily snaps into place between outside rails of traditional O and O-27 track
  - Set of three
  - Dimensions: 3" x 1 1/2" x 1 1/2"
- {6-12717} \$5.99



**Die-cast Metal Bumpers**

- Die-cast metal construction
  - Illuminated red lights
  - Easily snaps into place between outside rails of traditional O and O-27 track
  - Set of two
  - Dimensions: 3" x 1 7/8" x 2"
- {6-62283} \$20.99



**#260 Illuminated Bumpers**

- Easily snaps between outside rails of traditional O and O-27 track
  - Illuminated red lights
  - Set of two
  - Dimensions: 3" x 1 1/2" x 1 1/2"
- {6-12715} \$9.49



**Ice Blocks Pack**

- For use with the Icing Station and Ice Car
  - Set of ten
- {6-14240} \$4.99



**Coal Bag**

- Safe, simulated coal
  - Perfect load for hoppers, gondolas, and coal dump cars
  - Approx. 4 oz.
- {6-12732} \$4.49



# TRAINMASTER COMMAND CONTROL

## TRAINMASTER SYSTEM COMPONENTS

Use this guide to help you determine what components you'll need to get started with TrainMaster Command Control.

### TO ENTER THE WORLD OF TMCC, BEGIN WITH THE BASIC BUILDING BLOCKS



#### TMCC CAB-1 Remote Controller

This wireless, walk-around remote controller gives you complete command at your fingertips. Operate your trains, throw switches, and fire up accessories – all at the touch of a button.

(6-12868) \$73.99



#### TMCC Command Base

The TMCC Command Base receives digital signals from your CAB-1 Remote Controller and relays the commands across your layout. Only one is required for each layout – no matter how big or how many power blocks you have.

(6-12911) \$73.99

### DIRECT TRACK POWER FROM SEVERAL SOURCES TO CONTROL YOUR CONVENTIONAL LOCOMOTIVES!



#### TMCC Block Power Controller (BPC)

Manage the power in your blocks from the CAB-1 Remote Controller.

- Routes power from any TMCC PowerMaster or TPC to any block of track
- Eliminates the need for multiple PowerMasters or TPCs on each block of track
- Enhances conventional operation by connecting multiple blocks to one TPC, allowing for travel across blocks without having to match the voltage between them
- Is programmable to channel power from four TPCs to two blocks OR from two TPCs to four blocks

(6-14184) \$89.99

### THROW SWITCHES AND ACTIVATE ACCESSORIES AT THE PRESS OF A BUTTON!




**GOOD**

#### TMCC Accessory Switch Controller (ASC)

Operate switches or activate accessories from the CAB-1 Remote Controller.

- Programmable to control up to eight accessories OR four switches
- Control up to 10 programmed routes in switch mode
- Toggles accessories ON and OFF
- Controls switches from several manufacturers
- Connects to the TMCC Command Base

(6-14182) \$89.99



**BETTER**

#### TMCC SC-2 Switch Controller

For more flexibility in controlling switches and accessories, the SC-2 is the perfect choice.

- Programmable to control four switches AND four accessories together OR six switches OR 12 accessories
- Control up to nine programmed routes
- Toggles accessories ON and OFF
- Controls switches from several manufacturers
- Power supply included
- Communicates with the TMCC Command Base without the need for wires

(6-22980) \$99.99

### OPERATE MOTORIZED ACCESSORIES WITH PROTO-TYPICAL SPEED AND DIRECTION!



#### TMCC Accessory Motor Controller (AMC)

The AMC gives you control over your accessories like never before. When used in conjunction with lights, the AMC allows you to control bulb brightness from the CAB-1 Remote Controller. When used in conjunction with your accessory's motors, the AMC gives you control over operation. You can spin the cab on a gantry crane with the red knob, or raise and lower the boom with the CAB-1 Remote Controller buttons.

- Precise motor and/or light control
- Operation of accessory speed, direction, or function from the CAB-1 Remote Controller
- Two modes allow you to take fine control of accessory motor functions (e.g., gantry crane cab rotates as you rotate CAB-1 Remote Controller knob in whichever direction you are turning OR accessory operates in its normal way as long as you give it the command to operate)
- Programmable accessory motor speed or light intensity
- Operates up to four motors or up to four lights

(6-14183) \$99.99



**RUN ANY  
O GAUGE  
LOCOMOTIVE  
EVER MADE!**



**GOOD**

### TMCC PowerMaster

Allows you to run non-TMCC locomotives remotely.

- Control non-TMCC locomotives from the CAB-1 Remote Controller
- Vary track voltage
- Change locomotive direction, vary speed, operate whistle and bell
- Regulates up to 135 watts of power or 180 watts of power – customer selectable

(6-24130) \$78.99

*Power supply not included*



**BETTER**

### TMCC Track Power Controller (TPC) 300

The TPC 300 combines the features of the PowerMaster plus:

- Operates M.T.H.® Proto-Sound® 2.0 locomotives in conventional mode
- Improved operation at low speeds
- Regulates up to 300 watts of power

(6-14189) \$147.99

*Power supply not included*



**BEST**

### TMCC Track Power Controller (TPC) 400

The TPC 400 combines the features of the TPC 300 plus:

- Regulates up to 400 watts of power

(6-14179) \$199.99

*Power supply not included*

**ACTIVATE  
YOUR  
REMOTE-  
CONTROL  
TRACK  
SECTIONS!**



### TMCC Operating Track Controller (OTC)

Use the OTC to remove all of the hard-wired Operating Track activation buttons on your layout.

- Operates Remote-Control and Uncoupling Track sections from the CAB-1 Remote Controller
- Uncouples, unloads, or activates operating rolling stock from the touch of a button on the CAB-1 Remote Controller
- Is programmable to operate two Remote-Control Track sections OR four Uncoupling Track sections

(6-14185) \$78.99

**RECORD YOUR  
FAVORITE SCENARIOS  
AND PLAY THEM  
OVER AND OVER  
AGAIN!**



### TMCC Action Recorder Controller (ARC)

Record layout scenarios using your trains and accessories, and play them back with the touch of a button on the CAB-1 Remote Controller

- Make and save up to eight recordings

(6-14181) \$99.99

**FINE-TUNE  
THE  
ACCESSORY  
VOLTAGE!**



### TMCC Accessory Voltage Controller (AVC)

Extend the life of your favorite accessories by fine-tuning the voltage they receive. From the CAB-1 Remote Controller, you can set the voltage that your hooked-in accessories receive from their power source.


- Remote-control voltage setting
- Helps prolong the life of lamps and motors

(6-14186) \$139.99

**TRAINmaster**  
C · O · M · M · A · N · D



**GREAT  
VALUE!**



## TrainMaster Command Set

Here is everything you need to get started with TrainMaster Command Control. The CAB-1 Remote Controller (6-12868) allows you to walk around your layout while controlling all of your TrainMaster Command Control equipped locomotives and accessories. The TMCC Command Base (6-12911) receives the signals from the remote and sends your commands across your layout. Only one Command Base is needed per layout, regardless of the number of track power blocks you are controlling. It is the perfect way to start enjoying the benefits of the revolutionary Lionel TrainMaster Command Control system. *(Track and accessory power supplies not included.)*

(6-12969) \$147.99

TO RUN NON-COMMAND LOCOMOTIVES REMOTELY, ADD A TMCC POWERMASTER, TPC 300, OR TPC 400.

## TMCC BUYER'S GUIDE

### OPERATING CONVENTIONAL LOCOMOTIVES ONLY

Operating conventional locomotives from your CAB-1 Remote Controller is very simple. Forget about rewiring your trains or spending the day making track connections—installing TrainMaster Command Control is much easier than that!

#### WHAT YOU NEED

You need these basic components, available from your Authorized Lionel Dealer:

- Choose **one**: PowerHouse Power Supply (6-22983) **OR** another 18-volt transformer with a Power Adapter Cable (6-12893)
- Choose **one**: PowerMaster (6-12867), TMCC Track Power Controller 300 (6-14189), **OR** TMCC Track Power Controller 400 (6-14179)
- TMCC Command Base (for use with the TPC's) (6-12911)
- CAB-1 Remote Controller (6-12868)

### OPERATING BOTH CONVENTIONAL AND COMMAND-EQUIPPED LOCOMOTIVES

Want to operate both conventional and Command-equipped locomotives? No problem! While they can't share the same block of track at the same time, both types of locomotives can operate on your layout.

#### WHAT YOU NEED

- Choose **one**: PowerHouse Power Supply (6-22983) **OR** another 18-volt transformer with a Power Adapter Cable (6-12893)
- Choose **one**: PowerMaster (6-12867), TMCC Track Power Controller 300 (6-14189), **OR** TMCC Track Power Controller 400 (6-14179)
- TMCC Command Base (6-12911)
- CAB-1 Remote Controller (6-12868)

### OPERATING ONLY TRAINMASTER COMMAND CONTROL-EQUIPPED LOCOMOTIVES

Operating only Command-equipped locomotives is very simple. With a Command Base and a standard transformer or a PowerHouse Power Supply, you are ready to take control!

#### WHAT YOU NEED

- Choose one: PowerHouse Power Supply (6-22983) and a TMCC Direct Lockon (6-34120) **OR** an 18-volt power supply (we recommend the famous Lionel ZW transformer controller)
- TMCC Command Base (6-12911)
- CAB-1 Remote Controller (6-12868)

### CONTROLLING THE ENTIRE LAYOUT—SWITCHES, ACCESSORIES, AND ROUTES—FROM THE CAB-1 REMOTE

- **SC-2 Switch and Accessory Controller (6-22980)**  
Controls up to twelve accessories or six switches with nine routes.
- **Accessory Switch Controller (6-14182)**  
Controls up to eight accessories or four switches with ten routes.
- **Operating Track Controller (6-14185)**  
Eliminates the individual Remote-Control Track controllers and control buttons.
- **Block Power Controller (6-14184)**  
Acts like a rotary switch to allow you to route power from any PowerMaster or Track Power Controller to your blocks of track.





**Power Adapter Cable**

The Power Adapter Cable connects your transformer to a PowerMaster (6-24130) for operating TMCC and non-TMCC equipped locomotives.

(6-12893) \$8.99



**Command Base Cable**

The Command Base Cable connects a TMCC controller to the TrainMaster Command Base (6-12911).

(6-14191) 6 ft. \$10.59

(6-14195) 20 ft. \$12.99



**TMCC TPC Cable Set**

The TMCC TPC Cable Set connects parallel PowerHouse transformers to the TPC 300/400. The set also includes adapter plugs to wire your transformer to the TPC 300/400.

(6-14194) \$13.99



**TMCC Direct Lockon**

Connect your PowerHouse Power Supply directly to the track with the TMCC Direct Lockon. Featuring a selectable current setting (for the 135-Watt or 180-Watt PowerHouses), the Direct Lockon eliminates the need for a PowerMaster if you run only TMCC-equipped locomotives. For added safety, the Direct Lockon provides over-current protection and an automatic reset. It is compatible with both Lionel FasTrack and O/O27 track systems. Includes power wire with FasTrack connectors and one standard Lionel Lockon.

(6-34120) \$44.99



**3-Wire Command Base Cable**

The 3-Wire Command Base Cable connects the TMCC ARC to the TrainMaster Command Base (6-12911).

(6-14192) \$11.59

**USE COMMAND BASE CABLE  
6-14191 OR 6-14195 FOR LAYOUTS  
THAT DO NOT INCLUDE A TMCC ARC.**



**Controller to Controller Cable**

The Controller to Controller Cable connects the TMCC controllers together.

(6-14193) 1 ft. \$4.19

(6-14196) 6 ft. \$6.99

(6-14197) 20 ft. \$9.99



**TRAINmaster**  
C · O · M · M · A · N · D





### ZW and PowerHouse Power Supply Set

There's only one ZW. No single product has come to symbolize the legend of Lionel more than the Lionel ZW. Molded to original dimensions in classic phenolic resin, the ZW can run up to four trains at the same time on different layouts, plus accessories. The two engineer-type handles provide independent control of two variable voltage circuits, each with built-in whistle, direction, and bell controls. Two additional accessory circuits can be set by means of dial-type controls to any desired voltage. Or if you prefer, you can control all four outputs with a single handle!

The ZW controller can be powered by any combination of one to four 135-Watt or 180-Watt Lionel PowerHouse Power Supplies. And if you use the TrainMaster Command Control system, you can adjust each output using your walk-around remote control up to the level pre-set by its corresponding ZW handle. It's a great way to help less experienced railroaders keep their trains under control while enjoying the thrill of independent remote-controlled operation.

Offered with two 180-Watt PowerHouse Power Supplies, this ZW package provides the power and control you dream of for your vintage or state-of-the-art Lionel locomotives and accessories.

(6-32930) \$429.99



Includes two  
180-Watt PowerHouse  
Power Supplies





### 180-Watt PowerHouse Power Supply

Power your railroad empire with an advanced 180-Watt PowerHouse Power Supply. UL®-listed for safe operation, this mighty power supply is perfect for your TMCC Track Power Controller or Direct Lockon.

(6-22983) \$99.99



**ADJUSTABLE  
ACCESSORY  
OUTPUT**

**PERFECT FOR  
ACCESSORIES**



### 36-Watt Accessory Transformer

Power your Lionel accessories with the 36-Watt Accessory Transformer. This affordable power supply features variable AC voltage so you can supply the right amount of power to your accessories.

(6-32923) \$36.99

### CW-80 80-Watt Transformer

Enjoy operating your favorite locomotives, train sets, and accessories with the CW-80 80-Watt Transformer. From the handsomely designed controller, reminiscent of the famous Lionel ZW, you control speed and power by raising and lowering the engineer handle. Operate your favorite features with the bell, whistle/horn, and direction buttons. On the rear of the unit, you will find a 0-18 volt variable AC output, as well as a programmable AC output for accessory operation. Simply set the accessory voltage to your desired output, and your accessory operates at that output until you turn the unit off—even when you stop the train! Perfect for train sets and small- to medium-sized layouts, the CW-80 provides the power you need to enjoy all your Lionel favorites.

(6-14198) \$124.99




# FasTrack®

Offering innovation, variety, ease-of-use, and a fantastic prototypical look, the FasTrack track system brings your Lionel layout to life like never before. Its flawless performance and endless flexibility make it appealing to first-timers and seasoned pros alike.

Consider the advantages:

- A** Easy, snap-together locking mechanism for sure connections.
- B** Patented center half-pin allows for track orientation in either direction without the need for moving pins from one end to the next.
- C** Two terminals under each piece of straight track and one terminal under each piece of curved track for transformer and/or accessory power connections – no Lockons required!
- D** Curves are O-36 to give locomotives a more realistic appearance around corners. The larger diameter also allows for the operation of larger locomotives than is possible on O-27 or O-31 curves.
- E** Switches feature 100% non-derailing capability, regardless of which direction they are thrown.

From larger diameter curves and operating switches, to trestle sets and integrated track accessories, FasTrack will give you greater flexibility than ever before.



## Accessory Hook-ups and Operation — with FasTrack, it's Simple!

### Hook-ups

Under the roadbed of all straight and curved sections are electrical terminals. You can hook up to these terminals in different ways.

- If you already have wire for your accessories, or you have pre-wired accessories, purchase 18-gauge quick connectors from your local electronics supply store. Strip wires back approximately 1/4", insert wire into the quick connector, and crimp it into place.
- If you have an accessory and no wires, purchase a ready-made Accessory Power Wire (6-12053) from your dealer. This wire is shown on page 173.

### Operation

• Use a 153IR controller. The 153IR works the same way it does for O-27 and O gauge operation, with the power Lockon connector removed. Follow the instructions to hook up the accessory, and power your accessory as outlined left.

• Or use the FasTrack Accessory Activator Pack. This separate set SKU includes one insulated 10" straight track section and two 5" isolated track sections. Hook up your accessory to the insulated section as outlined left. The isolated sections have a break in the center of one track rail. As a train passes over this break, its wheels complete the



Electrical terminals



18-gauge quick connector





Wire attached to terminal

circuit and power is supplied to the entire length of track in between the breaks of the isolated sections – including the insulated section placed between them. To increase the length of time over which the accessory operates, simply add more insulated track sections between the two isolated sections. This technique is the equivalent of using Lionel insulated track sections in O/O-27, and is used only with accessories that perform one function in an on/off manner (e.g., Crossing Gate, Auto Gateman, etc.).



FASTRACK TRACK PACKS


 Included with train set  
 Additional track pack pieces

**Inner Passing Loop Add-on Track Pack**

Layout dimensions: 39 1/2" x 70 1/2"  
 Track Pack includes:

DESCRIPTION	QTY.
O36 Curve (6-12015)	2
RH Manual Switch w/Quarter Curve (6-12018)	1
LH Manual Switch w/Quarter Curve (6-12017)	1

(6-12028) \$78.99





**Outer Passing Loop Add-on Track Pack**

Layout dimensions: 49 1/2" x 70 1/2"  
 Track Pack includes:

DESCRIPTION	QTY.
10" Straight (6-12014)	5
O36 Curve (6-12015)	2
RH Manual Switch w/Quarter Curve (6-12018)	1
LH Manual Switch w/Quarter Curve (6-12017)	1

(6-12031) \$94.99




**Figure 8 Add-on Track Pack**

Layout dimensions: 39 1/2" x 90 1/2"  
 Track Pack includes:

DESCRIPTION	QTY.
O36 Curve (6-12015)	4
5" Straight (6-12024)	4
90-Degree Crossover (6-12019)	1

(6-12030) \$52.99



**Siding Track Add-on Track Pack**

Layout dimensions: 39 1/2" x 70 1/2"  
 Track Pack includes:

DESCRIPTION	QTY.
10" Straight (6-12014)	3
Uncoupling Track (6-12020)	1
Earthen Bumper (6-12059)	1
LH Manual Switch w/Quarter Curve (6-12017)	1

(6-12044) \$84.39



# FastTrack®



## Straight Track Sections

**10" Straight Track**  
(6-12014) \$3.89

**5" Half Straight Track**  
(6-12024) \$3.39

**4 1/2" Straight Track**  
(6-12025) \$3.39

**1 3/4" Straight Track**  
(6-12026) \$3.39

**30" Straight Track**  
(6-12042) \$11.59

**10" Straight Track 4-Pack**  
(6-12032) \$16.99

## Curved Track Sections

**O36 Curved Track**  
(8 pieces per circle)  
45-Degree section  
(6-12015) \$3.89

**O36 Half Curved Track**  
(16 pieces per circle)  
22 1/2-Degree section  
(6-12022) \$3.39

**O36 Quarter Curved Track**  
(32 pieces per circle)  
11 1/4-Degree section  
(6-12023) \$3.39

**O48 Curved Track**  
(12 pieces per circle)  
30-Degree section  
(6-12043) \$3.89



**O60 Curved Track**  
(16 pieces per circle)  
22 1/2-Degree section  
(6-12056) \$5.59


**O72 Curved Track**  
(32 pieces per circle)  
22 1/2-Degree section  
(6-12041) \$5.59

**O72 Half Curved Track**  
(32 pieces per circle)  
11 1/4-Degree section  
(6-12055) \$4.99

**O84 Curved Track**  
(32 pieces per circle)  
11 1/4-Degree section  
(6-12061) \$5.29

**O36 Curved Track 4-Pack**  
(Creates a half-circle)  
(6-12033) \$16.99

## Specialty Track Sections



**O Gauge Transition Piece**

- Connects with traditional O gauge track
- Length: 5"

(6-12040) \$7.39



**Block Section**

- Used to make an isolated track block
- Wires jump the breaks in the track on the underside of the roadbed


(6-12060) \$7.39



**Terminal Section**

- Includes wires that connect the track to your transformer
- Length: 10"

(6-12016) \$6.19



**Uncoupling Track**

- Central magnet is activated by remote control
- Includes a Half Straight Track section
- Length of each section: 5"

(6-12020) \$33.79




**Operating Track**

- Central magnet and control rails are activated by remote control (included)
- Length: 10"

(6-12054) \$33.79







ACCESSORY ACTIVATOR EXTENDER



ACCESSORY ACTIVATOR PACK



45-DEGREE CROSSOVER




90-DEGREE CROSSOVER




RAILER




ACCESSORY POWER WIRE



EARTHEN BUMPER



GRADE CROSSING




GRADE CROSSING WITH FLASHERS



Track not included

DIE-CAST METAL GIRDER BRIDGE



LIGHTED BUMPER

**Accessory Activator Extender**

- Length: 10"

(6-12027) \$3.89

**Accessory Activator Pack**

- Includes one 10" Insulated section and two 5" Isolated sections

(6-12029) \$10.99

**45-Degree Crossover**

- Length: 10" x 10"

(6-12051) \$18.99

**90-Degree Crossover**

- Length: 6" x 6"

(6-12019) \$18.99

**Railer**

- Length: 10"

- Also compatible with traditional O gauge and O-27 gauge track

(6-12039) \$7.39

**Accessory Power Wire**

(6-12053) \$4.59

**Earthen Bumper**

- Length: 3 5/8"

- Real wood bumper, two per package

(6-12059) \$6.99

**Grade Crossing**

- Length: 10" track section, 6 1/4" wide road section, two per package

(6-12036) \$10.59

**Die-Cast Metal Girder Bridge**

- Die-cast metal girders

- Metal base

- Compatible with the FasTrack track system and traditional O gauge and O-27 gauge track

- Length: 10"

(6-14222) \$26.99

**Grade Crossing with Flashers**

- Features two flashing signals and bell,

- Length: 10" track section, 6 1/4" road section

(6-12052) \$74.99

**Lighted Bumper**

- Two per package

- Length: 5"

(6-12035) \$23.29

**NEW!**



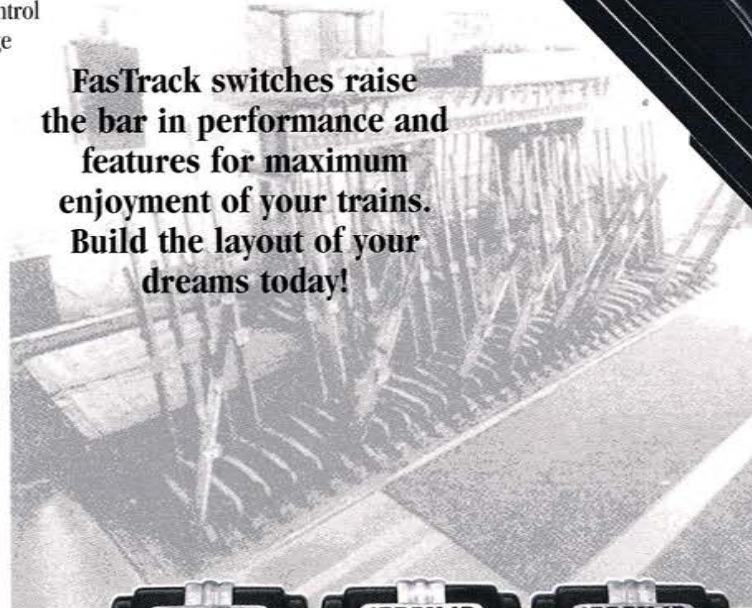
# ***FasTrack***<sup>®</sup>

Bulletproof switches are the foundation of any track system. They allow you to grow and expand your layout. FasTrack switches are second to none when it comes to durability and innovative, industry-leading features. Consider the following:

- Flawless non-derailing function allows trains to keep running regardless of switch position
- Plug and play using track voltage or auxiliary power
- Auxiliary power and TMCC (ASC and SC-2) terminals are conveniently located under the roadbed base, making all connections invisible from above
- Remote switch controllers conveniently lock together for easy access
- Interchangeable number inserts allow you to instantly find the switch you want to control
- Red and green LEDs indicate switch position on remote switches—no need to change light bulbs or worry about heat build up



FasTrack switches raise the bar in performance and features for maximum enjoyment of your trains. Build the layout of your dreams today!



Remote switch controllers snap together



Identify your switches with convenient interchangeable number inserts

Lantern base is interchangeable—can move to the right or left side

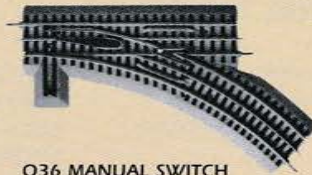






**O36 MANUAL SWITCH — LEFT HAND**  
 Length: 10" Straight, 33 3/4-Degree turnout  
 (6-12017) \$34.79

Includes 1/4 curve to complete O36 45-Degree curve




**O36 MANUAL SWITCH — RIGHT HAND**  
 Length: 10" Straight, 33 3/4-Degree turnout  
 (6-12018) \$34.79

Includes 1/4 curve to complete O36 45-Degree curve



**O72 REMOTE SWITCH—LEFT HAND**  
 Length: 15 5/8" Straight, 22 1/2-Degree turnout with removable 1 3/8" extensions  
 (6-12048) \$84.39




**O72 REMOTE SWITCH—RIGHT HAND**  
 Length: 15 5/8" Straight, 22 1/2-Degree turnout with removable 1 3/8" extensions  
 (6-12049) \$84.39



**O60 REMOTE SWITCH—LEFT HAND**  
 Length: 14 1/2" Straight, 22 1/2-Degree turnout with removable 1 3/8" extensions  
 (6-12057) \$84.39



**O60 REMOTE SWITCH—RIGHT HAND**  
 Length: 14 1/2" Straight, 22 1/2-Degree turnout with removable 1 3/8" extensions  
 (6-12058) \$84.39




**O36 REMOTE SWITCH—LEFT HAND (ABOVE)**  
 Length: 10" Straight, 33 3/4-Degree turnout  
 (6-12045) \$73.89

Includes 1/4 curve to complete O36 45-Degree curve

**O36 REMOTE SWITCH—RIGHT HAND**  
 Length: 10" Straight, 33 3/4-Degree turnout  
 (6-12046) \$73.89



Includes 1/4 curve to complete O36 45-Degree curve



**O72 WYE REMOTE SWITCH**  
 Length: 12", 22 1/2-Degree wye with removable 1 3/8" extensions  
 (6-12047) \$78.99



**Realistic switch lamp**



**Connectors for auxiliary power and TMCC operation**





## LIONEL O-27 AND O GAUGE TRACK

All Lionel track is easy to use, extremely durable, and very reliable. And Lionel track is so modestly priced, everyone can afford to create the layout they've always imagined. We offer two styles of traditional track:

### O-27 Gauge Track:

This track comes in 27" diameter curves, so you can do more in a tighter space.

### O Gauge Track:

Compared to O-27 track, the rails are slightly taller. O gauge track doesn't come in 27" diameter curves, but it does come in variety of larger curves for the biggest layouts.

NOTE: Larger locomotives and cars will not negotiate tighter curves. Check the "Minimum Curve" in each item's catalog listing.

### Looking for Ideas?

Since Lionel offers such a wide variety of track shapes and sizes, there is almost no limit to the layout you can design and build. If you'd like some suggestions, you can pick up a Lionel Track Pack – it includes all the track you need to make our most popular layouts.

### High Conductivity Rails:

Lionel track is designed for maximum conductivity, making it easy to set up, minimizing problems, and maximizing the effectiveness of Lionel Magne-Traction – our exclusive traction and adherence system. Track that is not made by Lionel may consist of materials that are significantly less conductive.

### Rail Shape:

Your train wheels take a lot of wear and tear rolling over metal rails. Lionel track rails are shaped to minimize this wear. Other track systems may cause your wheels to wear out faster.



**VARIETY, RELIABILITY & VALUE YOU CAN GROW WITH!**



**Figure 8 Add-On Track Pack**  
(O-27 Gauge)

Add this track to your oval to create a figure 8 layout. Requires an existing starter set oval of track.

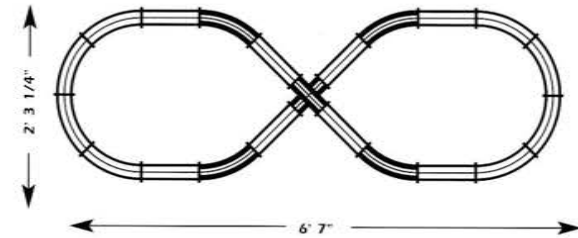
- 1 - 90-degree crossover (6-65020)
- 4 - pieces curved-track (6-65033)

(6-22966) \$13.99

90° Crossover



4 Curved Sections



**Double-Loop Add-On Track Pack**  
(O-27 Gauge)

Add this track to your oval to create a double loop, an oval with two inside sidings, or a double oval. Requires an existing starter set oval of track.

- 2 - pieces curved track (6-65033)
- 10 - pieces straight track (6-65038)
- 1 - right hand manual switch (6-65022)
- 1 - left hand manual switch (6-65021)

(6-22967) \$52.99

Manual Switch-Right




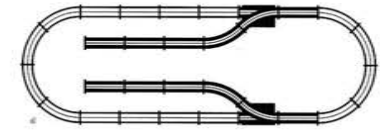
Manual Switch-Left



2 Curved Sections



10 Straight Sections



**Deluxe Complete Track Pack**  
(O Gauge)

This complete O gauge track set will allow you to create the detailed layout shown. No additional track is required.

- 20 - pieces curved track (6-65501)
- 22 - pieces straight track (6-65500)
- 2 - 90-degree crossovers (6-65540)
- 1 - half straight (6-65505)

(6-22969) \$99.99

2-90° Crossovers



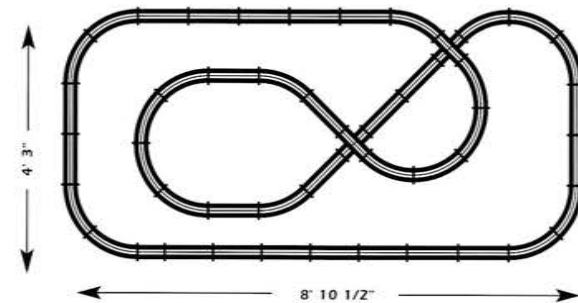
1 Half-Straight Section



20 Curved Sections



22 Straight Sections





# O-27, O GAUGE AND LARGE SCALE TRACK

<b>Steel Pins</b>	O-27 Gauge	6-65042	\$2.19
<b>Fibre Pins</b>	O-27 Gauge	6-65041	\$2.19

## O-27 Track Selections

### Straight Track



**1/2 Straight Track**  
Length: 4 7/8"  
(6-65019) \$1.09



**Straight Track**  
Length: 8 3/4"  
(6-65038) \$1.39



**Extra-Long Straight Track**  
Length: 35"  
(6-65024) \$4.19


### Curved Track




**1/2 Curved Track**  
Length: 5 7/16"  
(6-65014) \$1.09



**27" Diameter Curved Track**  
(8 pieces per circle)  
Length: 9 5/8"  
(6-65033) \$1.39



**42" Diameter Curved Track**  
(12 pieces per circle)  
Length: 10 7/8"  
(6-65049) \$2.19




**54" Diameter Curved Track**  
(16 pieces per circle)  
Length: 14 1/2"  
(6-65113) \$2.49


### Specialty



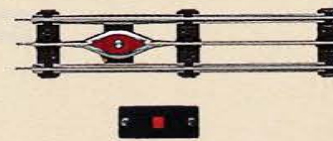
**Insulated Track**  
Length: 8 3/4"  
(6-12841) \$4.19




**45-degree Crossover**  
Length: 10 1/4" x 10 1/4"  
(6-65023) \$8.99



**90-degree Crossover**  
Length: 7 3/8" x 7 3/8"  
(6-65020) \$8.99




**Uncoupling Track**  
Length: 8 3/4"  
(6-65149) \$9.99




**Remote-Control Track with UCS Controller**  
Length: 8 3/4"  
(6-12746) \$20.99


### Switches



**27" Path Manual Switch**  
Length: 8 3/4" straight  
(6-65021) **Left Hand** \$21.49  
(6-65022) **Right Hand** \$21.49



**27" Path Remote-Control Switch**  
Length: 8 3/4" straight  
(6-65121) **Left Hand** \$36.99  
(6-65122) **Right Hand** \$36.99



**42" Path Remote-Control Switch**  
Length: 13 5/8" straight  
(6-65167) **Left Hand** \$52.99  
(6-65168) **Right Hand** \$52.99



# O-27, O GAUGE AND LARGE SCALE TRACK

## O Gauge Track Selections

Steel Pins	O Gauge	6-65551	\$2.19
Fibre Pins	O Gauge	6-65543	\$2.19

### Straight Track



**1/2 Straight Track**  
Length: 5 1/2"  
(6-65505) \$1.59



**Straight Track**  
Length: 10"  
(6-65500) \$2.09



**Extra-Long Straight Track**  
Length: 40"  
(6-65523) \$6.39

### Curved Track



**1/2 Curved Track**  
Length: 6"  
(6-65504) \$1.59



**31" Diameter Curved Track**  
(8 pieces per circle)  
Length: 10 5/8"  
(6-65501) \$2.09



**54" Diameter Curved Track**  
(16 pieces per circle)  
Length: 10 3/8"  
(6-65554) \$3.69



**42" Diameter Curved Track**  
(12 pieces per circle)  
Length: 10 1/2"  
(6-12925) \$3.19



**72" Diameter Curved Track**  
(16 pieces per circle)  
Length: 14"  
(6-65572) \$4.49

### Specialty




**Insulated Track**  
Length: 10"  
(6-12840) \$6.39



**Remote-Control Track**  
Length: 10"  
(6-65530) \$31.99



**45-degree Crossover**  
Length: 11 3/4" x 11 3/4"  
(6-65545) \$13.99




**90-degree Crossover**  
Length: 8 5/16" x 8 5/16"  
(6-65540) \$13.99

### Switches



**31" Path Remote-Control Switch**  
Length: 10" straight  
(6-14062) **Left Hand** \$63.29  
(6-14063) **Right Hand** \$63.29



**72" Path Remote-Control Switch**  
Length: 14 1/4" straight  
(6-65166) **Left Hand** \$105.49  
(6-65165) **Right Hand** \$105.49

### O Gauge Lockons

**Lockon**  
(6-62900) \$2.89

**Lockon with Wires**  
(6-62905) \$5.59

**Lighted Lockon**  
(6-14112) \$5.29

### O Gauge Track Clips

- Keep your O gauge track sections together with these easy-to-use, slide-on clips
- Perfect for keeping temporary or floor layouts together
- Box of 12



### O-27 Gauge Track Clips

- Keep your O-27 track sections together with these easy-to-use, slide-on clips
- Perfect for keeping temporary or floor layouts together
- Box of 12



### Large Scale Track

**Straight Track**  
• Length: 11 3/4"  
(8-82000) \$4.49



**Curved Track**  
• Length: 13"  
• 12 pieces make a 4.3-foot diameter circle  
(8-82001) \$4.49



### Wide Radius Curved Track

• Length: 16"  
• 12 pieces make a 5.3-foot diameter circle  
(8-82004) \$4.49

### Lockon with Wires

• Designed for quick, positive connections between transformers, track, and accessories  
(8-82101) \$6.29



## MISCELLANEOUS MAINTENANCE ACCESSORIES



### Lubrication/Maintenance Set

- Includes gear lube, oil applicator, track cleaning fluid, track cleaning eraser and cleaning instructions

(6-62927) \$16.29



### Die-Cast Metal Sprung Trucks

- Upgrade your rolling stock trucks
- Metal coupler armature
- Quick and easy to install
- Add weight and improve tracking
- Box of two


(6-14078) \$14.99



### Smoke Fluid

- Designed for use with all Lionel locomotives, rolling stock, and accessories that feature smoke units

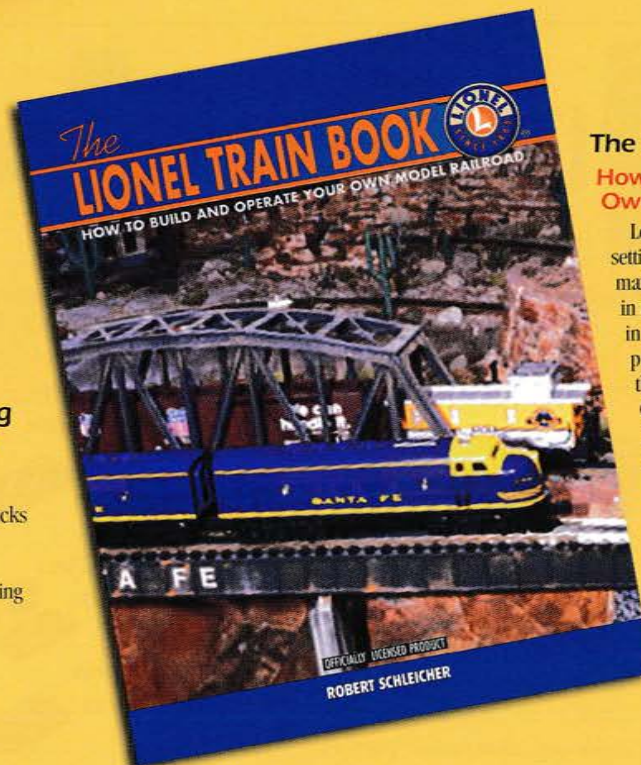
(6-62909) \$6.29



### Die-Cast Metal Sprung Trucks with Rotating Bearing Caps

- Rotating bearing caps
- Upgrade your rolling stock trucks
- Metal coupler armature
- Quick and easy to install
- Add weight and improve tracking
- Box of two

(6-14251) \$15.99



### The Lionel Train Book

#### How to Build and Operate Your Own Model Railroad

Learn everything you need to know about setting up and maintaining a Lionel layout, and maximizing the enjoyment of your Lionel trains, in the pages of the Lionel Train Book. Included in this reference guide are an overview of product development, updated instructions on the setup and use of the TrainMaster Command Control System, track plans for the floor and tabletop, advice on building scenery and structures, wiring and track how-to, help in choosing steam or diesel locomotives and freight or passenger operations, maintenance and restoration tips, techniques, and instructions for operations that best emulate those of prototype railroads.

(6-14190) \$31.99



# CELEBRATING THIRTY YEARS

The Lionel RailRoader Club celebrates 30 years of providing its members with exclusive Lionel news, special promotions, merchandise discounts, and Lionel catalogs.

This is your opportunity to join thousands of others in this legendary club.

**TO JOIN THE LIONEL RAILROADER CLUB:**

Write to: Lionel RailRoader Club

P.O. Box 748, New Baltimore, MI 48047

Call (586) 949-4100 or visit [www.lionel.com](http://www.lionel.com)

**Your membership includes these great club benefits for a whole year!**



★ Lionel catalogs delivered to you right off the press, arriving just after our dealers receive them!

★ 10% discount on purchases at our Lionel Visitor's Center in Michigan (reservations required!).



★ Quarterly issues of Inside Track, delivered right to your home. Included in Inside Track are interviews, special promotions, Lionel news and more!

★ Opportunities to purchase special LRRC cars and merchandise featured in Inside Track.

★ Collectible, annual club button, and LRRC Membership Card.






At Lionel, we are committed to providing our customers with superior-quality products and service. It is a commitment shared by our many Lionel Authorized Dealers and Lionel Authorized Service Centers around the country. To locate a Dealer or Service Center near you, call 1-800-4LIONEL (1-800-454-6635). Or, call the Lionel Customer Service Center at 586-949-4100. You can also e-mail us at [talktous@lionel.com](mailto:talktous@lionel.com) or visit our website at [www.lionel.com](http://www.lionel.com). Our knowledgeable staff is always eager to help you fully enjoy the magical world of Lionel model trains.

50625 RICHARD W. BOULEVARD  
CHESTERFIELD, MICHIGAN  
48051-2493  
UNITED STATES OF AMERICA  
PHONE: 586-949-4100  
E-MAIL: [TALKTOUS@LIONEL.COM](mailto:TALKTOUS@LIONEL.COM)  
[WWW.LIONEL.COM](http://WWW.LIONEL.COM)

COPYRIGHT ©2006 LIONEL L.L.C.



\$5.00