



LIONEL
LEGENDARY
TRAINS



CONTENTS

A Letter from Lionel 1-2

LIONEL CLASSIC TRAINS

Christmas Specials 3-6

Train Sets (Starter) 7-15

Thomas The Tank Engine 16

O-027 Rolling Stock 17-30

Standard O Rolling Stock 31-34

Specialty Rolling Stock 35-36

Accessories 37-42

Diesel Locomotives 43-46

Train Sets (High End) 47-50

Lionel Large Scale 51-54

LIONEL POSTWAR

CELEBRATION SERIES

Introduction 55

AEC Switcher 56

Seaboard NW2 Switcher 57

New Haven EP-5 58

Western Pacific F3 60

Rock Island Aleo 60

ZW Transformer 61-62

A LETTER FROM LIONEL

Why do some companies become legendary?

Why do some brands become bigger and more

encompassing than the product itself? Why do

some very simple words conjure up such

vivid and warm images?

These are questions that

marketing-types have been

asking since the beginning

of commerce. And despite

all of the time and money

that has been devoted to under-

standing the dynamics of the brand

building process, no one has ever come up

with a simple formula to make it happen. The

simple and wonderful truth is that it is not a

process that can be forced. It either happens or it

doesn't. And once it does, it is a process that

cannot be duplicated by anyone else.

All of us at Lionel feel blessed to be the current

stewards of the magical Lionel legacy. It is one of

the most recognized and highly thought of brands

of the century. The United States Postal

Service has even issued a Lionel stamp as part

of its Celebrate The Century™ program.

And as interest continues to

build for both the birth of a

new millennium and the

celebration of Lionel's

100th anniversary in the

year 2000, we have experi-

enced a flood of interest

in helping us celebrate

Lionel's legendary impact on

the 20th century.

For many, the legacy began on Christmas morn-

ing. Considered by many young boys to be the

ultimate Christmas gift, Lionel train sets have

started many children off on a lifetime of enjoy-

ment. And in addition to being fun, a Lionel train

set has always presented a wonderful opportunity

for parents to spend some special time with their



children. Both fun and family are themes we adhere to in everything we do.

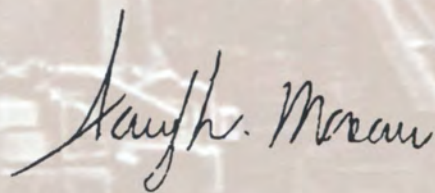
Christmas is, first and foremost, a religious holiday. While we strive to never lose sight of that fact, it is a season that holds special meaning for all of us here at Lionel. It is in that spirit that we have developed this catalog. You will note a special emphasis on both the season and the spirit of the holidays. And in that spirit, I would like to open this catalog with our sincerest thanks to you – our customer – for your continued support and guidance. You are the true heirs of Mr Cowen's dreams and aspirations.

Of course, everything starts with the product itself. That is why we put so much time and effort into assuring that our products are worthy of the name that goes on them. But we also believe that a company's actions reflect its character, and the collective character of its employees. That is why we work so hard to understand and follow the

principles of those who came before us – so that we may continue their good work and sustain their legacy and character for generations to come.

Enjoy! And, as always, please let us know what you think. We want to do everything we can to maintain your continued enjoyment of Lionel model railroading.

On behalf of all of the employees here at Lionel, I wish you and your family a very warm and special holiday season!



Gary L. Moreau

President & Chief Executive Officer

LIONEL IS

ONE OF

THE MOST RECOGNIZED

AND HIGHLY THOUGHT OF

BRANDS OF THE CENTURY.

THE UNITED STATES POSTAL

SERVICE HAS EVEN ISSUED

A LIONEL STAMP AS PART

OF ITS "CELEBRATE THE

CENTURY™" PROGRAM.






CHRISTMAS SPECIALS

1998 LARGE SCALE CHRISTMAS TRAIN SET

The perfect touch beneath any Christmas tree or as the center piece of its own holiday display. Decorated in traditional Christmas colors, this train features a Santa figurine driving the locomotive which is carrying a gondola full of snow covered pine trees. This special Christmas edition train set is sure to be a family favorite for years to come,





for those who just believe Christmas isn't complete without a train! The ready-to-run set comes complete with a large scale circle of track (12 pieces) and transformer/wallpack.

Diameter: 4.3 feet

(8-81019) \$199.95



LARGE SCALE CHRISTMAS BOXCAR

- MOLDED PLASTIC BODY
- PLASTIC FRAME & TRUCKS
- KNUCKLE COUPLERS
- PLASTIC BRAKE WHEEL
- PLASTIC DOOR GUIDES
- OPENING DOORS

Length: 16 1/2"

(8-87017) \$54.95





CHRISTMAS SPECIALS

1998 HOLIDAY TROLLEY SET

Perfect around your tree! This Lionel trolley truly has the holiday spirit! Decorated in red, green & gold, this festive trolley, with brilliant interior illumination, automatically reverses when it touches a bumper! Even the illuminated headlight changes.



STANDARD O GAUGE CHRISTMAS GONDOLA

PLASTIC MOLDED BODY
PLASTIC FRAME
DIE-CAST SPRUNG TRUCKS
MAGNETIC COUPLERS
METAL BRAKE WHEEL
ASSORTED HOLIDAY PACKAGES
(INDIVIDUALLY WRAPPED)

Length: 11 1/8"

Minimum Radius: 0 - 27

(6-19438) \$49.95



This set comes complete with 8 pieces of curved track, 4 pieces of straight track, 2 bumpers, and transformer.

Trolley Length: 7 1/4"
(6-11981) \$99.95



CHRISTMAS "AQUARIUM" CAR

A holiday twist on our classic aquarium car! As your aquarium car moves you'll delight as Santa and his reindeer move through the windows displaying "Merry Christmas To All...And To All A Good Night".

Length: 10 1/2" Minimum Radius: 0-27
(6-19855) \$54.95

MOLDED PLASTIC BODY
 STAMPED METAL FRAME
 PLASTIC TRUCKS
 INTERIOR ILLUMINATION
 MAGNETIC COUPLERS
 METAL BRAKE WHEEL
 GEAR DRIVEN BELT MOVES
 WHEN CAR IS IN MOTION

CHRISTMAS BOXCAR

PLASTIC MOLDED BODY
 PLASTIC FRAME
 DIE-CAST MODULAR TRUCKS
 MAGNETIC COUPLERS
 METAL BRAKE WHEEL
 PLASTIC DOOR GUIDES
 OPENING DOORS

Length: 10 1/4"
 Minimum Radius: 0-27
(6-16291) \$44.95

1998 HOLIDAY MUSIC BAY WINDOW CABOOSE

COMMAND™ CONTROLLED	METAL BRAKE WHEELS
PLASTIC MOLDED BODY	REAR STROBE LIGHT
STAMPED METAL FRAME	MARKER LIGHTS
DIE-CAST METAL TRUCKS	RAILSOUNDS™ - CHRISTMAS
INTERIOR ILLUMINATION	TRADITIONAL CHRISTMAS MUSIC
ELECTROCOUPLERS™	METAL LADDERS

Length: 10 1/2" Minimum Radius: 0-27
(6-19750) \$189.95



READY-TO-RUN TRAIN SETS

Ready-to-run sets have always been the heart and soul of Lionel railroading. They got most of us started. In some cases, they became the foundation for a lifetime of expansion. In others, they became a rugged heirloom for future generations of young railroaders. Either way, they are a cherished cornerstone of the Lionel legend.

In the pages that follow, you will witness a major milestone in the 100 year history of Lionel railroading – a new crop of



ready-to-run sets freshly engineered from the tracks up! While retaining the best of this line's rich ancestry, these sets are sure to continue to set the standard against which all ready-to-run sets will be judged.

We started with our favorite audience – kids. We brought them into Lionel headquarters and let them


play with a number of existing and potential new products. We watched how they played, gauged their reactions, and asked for their opinions.

Our engineering staff then set out to incorporate all that we learned into sets that are true to the Lionel tradition, a barrel of fun and instructive to play with, and represent the best value in model railroading today.

By using sophisticated modern design techniques, and working countless hours, our talented team of designers was able to do it all.

We even developed new packaging. Our three newest sets will come in a new display box that is striking to look at, allows the purchaser to see the set contents without having to break the seal, will serve as a permanent storage container, and protects everything in a manner befitting a true heirloom.

EXPAND YOUR BASIC LAYOUTS



Expanding your layout is easy! Lionel Track Packs are ideal for adding on to your basic oval that comes with your starter set. Turn your oval into a figure 8, double oval, double loop and more!

See page 38 for more details!

**ALL NEW! GP-7
DIESEL TRAIN SET**

**COMPLETE &
READY-TO-RUN!**


We are proud to introduce this all new diesel train set. This handsome set offers styling and features previously unavailable as a starter set. What a great way to start your railroad or add on to your existing layout!

Features Include:

- SINGLE MOTOR
(AC OR DC OPERATION)
- TRANSFORMER CONTROLLED
- PLASTIC BODIES
- STAMPED METAL FRAME ON ENGINE
- PLASTIC FRAMES ON ROLLING STOCK
- PLASTIC TRUCKS
- KNUCKLE COUPLERS
- FRONT & REAR HEADLIGHTS ON ENGINE (CONSTANT LIGHTING)
- DIESEL HORN
- METAL HAND RAILS ON ENGINE
- PLASTIC BRAKE WHEELS
- PLASTIC FUEL TANK ON ENGINE
- PLASTIC DOOR GUIDES ON BOXCAR
- COAL LOAD
- 40-WATT/3-AMP
- TRANSFORMER/CONTROLLER
- 27" X 63" OVAL OF 0-27 TRACK

(6-11972) \$199.95

ALASKA RAILROAD TRAIN SET





DELAWARE & HUDSON TRAIN SET



**ALL NEW! 4-4-2
FREIGHT TRAIN SET**

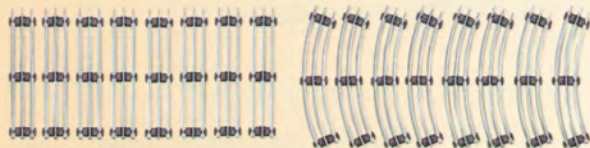
**COMPLETE &
READY-TO-RUN!**

This all new freight set comes complete with everything you need to get rolling! Plus we've included some of our most requested accessories.

Features Include:

- SINGLE MOTOR
(AC OR DC OPERATION)
- TRANSFORMER CONTROLLED
- DIE-CAST ENGINE BODY
- PLASTIC ROLLING STOCK BODIES
- STAMPED METAL FRAME ON TENDER
- PLASTIC FRAMES ON ROLLING STOCK
- PLASTIC TRUCKS
- WORKING HEADLIGHT
- WHISTLING TENDER
- PLASTIC BRAKE WHEELS ON
BOXCAR & FLATCAR
- PLASTIC DOOR GUIDES ON BOXCAR
- OPENING DOORS ON BOXCAR
- SMOKE UNIT
- TRACTOR TRAILER
- CRATE LOADS
- GRADE CROSSINGS
- 40-WATT, 3-AMP
TRANSFORMER/CONTROLLER
- 27" X 63" OVAL O-27 TRACK

(6-11971) \$169.95



**ALL NEW! 4-4-2
BASIC TRAIN SET**

**COMPLETE &
READY-TO-RUN!**

This all new train set is a great way to introduce model railroad-ing to your family! And what a great surprise under the tree this holiday season.

Features Include:

- SINGLE MOTOR
(AC OR DC OPERATION)
- TRANSFORMER CONTROLLED
(FORWARD ONLY)
- DIE-CAST ENGINE BODY
- PLASTIC ROLLING STOCK BODIES
- PLASTIC FRAMES
- PLASTIC TRUCKS
- 1.2 AMP CONTROLLER
WITH WALLPACK
- 27" X 38" OVAL OF TRACK

(6-11979) \$99.95

NORFOLK & WESTERN TRAIN SET





WARBONNET PASSENGER SET



THE CLASSIC STREAMLINED SET

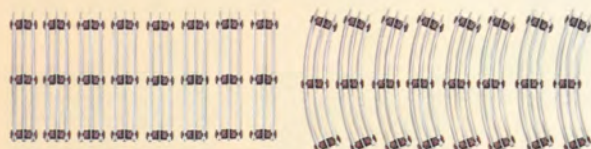
COMPLETE & READY-TO-RUN!

Imagine riding the Santa Fe Warbonnet on its legendary scenic routes. Now you can relive the glory days of this great passenger railroad with this Lionel streamlined classic train set.

Features Include:

- SINGLE MOTOR
(AC OR DC OPERATION)
- TRANSFORMER CONTROLLED
- MOLDED PLASTIC BODIES
- PLASTIC FRAMES
- LONG LIFE POWER TRUCKS
ON ENGINE
- PLASTIC TRUCKS ON
PASSENGER CARS
- WORKING HEADLIGHT
- INTERIOR ILLUMINATION
ON ALL CARS
- MAGNETIC COUPLERS
- 40-WATT, 3-AMP
TRANSFORMER/CONTROLLER
- 27" X 63" OVAL O-27 TRACK

(6-11929) \$229.95



**A BIG, RUGGED,
FREIGHT SET**

**COMPLETE &
READY-TO-RUN!**


This Lionel classic freight train set is packed with our best features. A working headlight & smoking die-cast engine add realism to your fun!

Features Include:

- SINGLE MOTOR
(AC OR DC OPERATION)
- TRANSFORMER CONTROLLED
- DIE-CAST ENGINE BODY
- PLASTIC ROLLING STOCK BODIES
- STAMPED METAL FRAME ON TENDER
- PLASTIC FRAMES ON ROLLING STOCK
- PLASTIC TRUCKS
- WORKING HEADLIGHT
- MAGNETIC COUPLERS
- PLASTIC BRAKE WHEELS ON
BOXCAR & FLATCAR
- PLASTIC DOOR GUIDES ON BOXCAR
- OPENING DOORS ON BOXCAR
- SMOKE UNIT
- 40-WATT, 3-AMP
TRANSFORMER/CONTROLLER
- 27" X 63" OVAL O-27 TRACK

(6-11931) \$149.95

CHESSIE FLYER FREIGHT SET





SANTA FE SPECIAL FREIGHT SET

**OUR HUGE 7 PIECE
FREIGHT TRAIN SET**

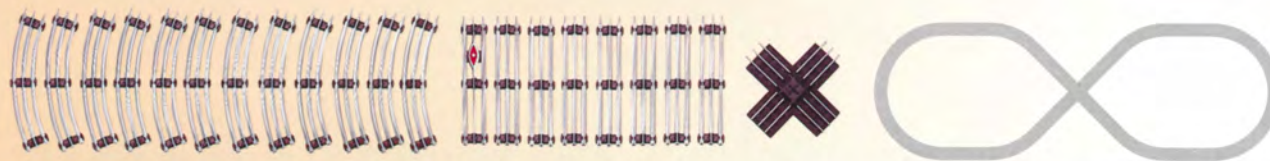
**COMPLETE &
READY-TO-RUN!**

Lots of fun, lots of action, and a great value! The Santa Fe Special is loaded. Your best bet if you're looking for variety & value.

Features Include:

SINGLE MOTOR
(AC OR DC OPERATION)
TRANSFORMER CONTROLLED
DIE-CAST ENGINE BODY
PLASTIC ROLLING STOCK BODIES
STAMPED METAL FRAME ON TENDER
PLASTIC FRAMES ON ROLLING STOCK
TRUCKS
WORKING HEADLIGHT
WHISTLING TENDER
PLASTIC BRAKE WHEELS ON
BOXCAR & FLATCARS
PLASTIC DOOR GUIDES ON BOXCAR
OPENING DOORS ON BOXCAR
SMOKE UNIT
ILLUMINATED CABOOSE
TRACTOR TRAILER
CRATE LOADS & LOG LOAD
GRADE CROSSINGS
40-WATT, 3-AMP
TRANSFORMER/CONTROLLER
27" X 82" FIGURE 8 OF O-27 TRACK
WITH REMOTE CONTROL SECTION

(6-11900) \$269.95



A CLASSIC STEAM FREIGHT TRAIN SET

COMPLETE &
READY-TO-RUN!

This complete train set is a great way to introduce model railroading to your family!


And what a great surprise under the tree this holiday season.

Features Include:

- SINGLE MOTOR
(AC OR DC OPERATION)
- TRANSFORMER CONTROLLED
- DIE-CAST ENGINE BODY
- PLASTIC ROLLING STOCK BODIES
- STAMPED METAL FRAME ON TENDER
- PLASTIC FRAMES ON ROLLING STOCK
- PLASTIC TRUCKS
- WORKING HEADLIGHT
- WHISTLING TENDER
- PLASTIC BRAKE WHEELS ON
BOXCAR & FLATCAR
- PLASTIC DOOR GUIDES ON BOXCAR
- OPENING DOORS ON BOXCAR
- SMOKE UNIT
- TRACTOR TRAILER
- CRATE LOADS
- GRADE CROSSINGS
- 40-WATT, 3-AMP
TRANSFORMER/CONTROLLER
- 27" X 63" OVAL O-27 TRACK

(6-11735) \$169.95

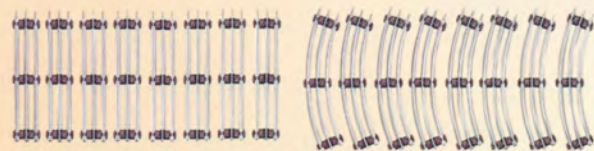
NEW YORK CENTRAL FLYER FREIGHT SET





LIONEL LINES FREIGHT SET

15



SO GOOD WE PUT
OUR NAME ON IT

COMPLETE &
READY-TO-RUN!

Newly decorated for 1998, our classic freight set is a great way to start your model railroad hobby. Our rugged, die-cast, smoking steam engine pulls a great assortment of Lionel freight cars.

Features Include:

SINGLE MOTOR
(AC OR DC OPERATION)
TRANSFORMER CONTROLLED
DIE-CAST ENGINE BODY
PLASTIC ROLLING STOCK BODIES
STAMPED METAL FRAME ON TENDER
PLASTIC FRAMES ON ROLLING STOCK
PLASTIC TRUCKS
WORKING HEADLIGHT
WHISTLING TENDER
PLASTIC BRAKE WHEELS ON
BOXCAR & FLATCAR
PLASTIC DOOR GUIDES ON BOXCAR
OPENING DOORS ON BOXCAR
SMOKE UNIT
TRACTOR TRAILER
40-WATT, 3-AMP
TRANSFORMER/CONTROLLER
27" X 63" OVAL O-27 TRACK

(6-11944) \$199.95

**FUN FOR YOUR
ENTIRE FAMILY**

**DIRECT FROM THE
ISLAND OF SODOR!**

The enormous popularity of Thomas the Tank Engine continues to grow. Children and grown-ups alike delight in the fun of creating their own Thomas The Tank Engine adventures.

**THOMAS THE TANK ENGINE
SINGLE MOTOR
(AC OR DC OPERATION)
TRANSFORMER CONTROLLED
MOLDED PLASTIC BODY
PLASTIC FRAME
THREE CHANGEABLE FACES**

Length: 8 1/4"

Minimum Radius: 0-27

(6-18719) \$129.95

**ANNIE & CLARABEL COACHES
MOLDED PLASTIC BODY
PLASTIC FRAME & TRUCKS**

Length: 6" each


Minimum Radius: 0-27

**ANNIE THE COACH
(6-15117) \$34.95**

**CLARABEL THE COACH
(6-15118) \$34.95**

THOMAS THE TANK ENGINE & FRIENDS

THOMAS THE TANK ENGINE & FRIENDS



HAROLD THE HELICOPTER FLATCAR

Harold the Helicopter joins his friends with this depressed center flatcar.

A great addition to your Thomas The Tank Engine & Friends collection.

**MOLDED PLASTIC BODY
PLASTIC TRUCKS
MAGNETIC COUPLERS
DIE-CAST HELICOPTER
TOP SURFACE DECORATION**

Length: 10"

Minimum Radius: 0-27

(6-16173) \$49.95

LIONEL CLASSIC ROLLING STOCK

THE RULE IN ROLLING STOCK IS THERE ARE NO RULES!

We often get questions from new hobbyists concerning the selection of rolling stock that should be used with particular locomotives. We also get questions from established hobbyists about how we select the rolling stock that we introduce in each catalog. (Not surprisingly, hobbyists tend to have their own opinion about such things.)

Suffice it to say that opinions differ about which cars are the most appropriate for any given situation, or which cars we should produce at any given time. And while we don't like to get ourselves in the middle of controversy, we do have an opinion on the subject - we like 'em all!

Locomotives tend to get a lot of attention. But we believe it is the rolling stock that gives a collection or operating layout its unique personality and character. The cars are what make a train a train. They are the reason the locomotives are built in the first place. The load is the story behind the purpose.

We have to admit our own partiality to rolling stock that is unique and colorful. We admire the creativity that runs throughout the hobby. So we encourage our product designers and engineers to put a little fun in everything we do. We also appreciate, however, that some hobbyists like realism in their rolling stock and we strive to produce the most prototypical pieces we can.

We think that diversity of interests is one of the things that makes model railroading such a wonderful hobby. It's why we make our assortments as broad and varied as the real world that is our inspiration. The choice is yours.

Whatever your interests, you're sure to find something in our line that speaks uniquely to you.



It is a process that requires constant evaluation and constant adjustment. And all of our customers are part of the process. We look closely at what pieces sell above our expectations and which ones don't quite live up to the norm. We also capture and analyze all customer suggestions and requests. Those responsible for product selection find this input, gathered from letters, phone calls, and our website, to be an invaluable source of new and fresh ideas.

If you haven't discovered the pleasure of assembling your own unique selection of rolling stock, we encourage you to give it a try. Let your own unique tastes be your guide. After all, it's your layout. Assemble an assortment that reflects your particular interests and your personality.

Above all else, take pleasure in your trains. They're big, rugged machines that have served a serious commercial and functional purpose throughout our history. It's a fitting tribute that they should be the source of such fun and enjoyment!



We are pleased to offer this Operation Lifesaver boxcar. We hope that everyone who runs this boxcar on their layout will always remember that safety comes first around real-life railroads.

MOLDED PLASTIC BODY
PLASTIC FRAME
DIE-CAST MODULAR TRUCKS
MAGNETIC COUPLERS
METAL BRAKE WHEEL
PLASTIC DOOR GUIDES
OPENING DOORS

Length: 10 1/4" Minimum Radius: 0-27

(6-26201) \$44.95

Operation Lifesaver began in 1972 as a non-profit organization promoting the importance of highway-rail grade crossing safety. Since then, the Federal Highway Administration estimates that this group has helped prevent thousands of railroad-related deaths, injuries and accidents.

Lionel is proud to work with Operation Lifesaver to promote railroad safety by introducing a special 9700 style boxcar highlighting the organization's logo and goal of "Saving Lives at America's Highway-Rail Crossings and Railroad Rights-of-Way." Each boxcar package will include a safety fact brochure from Operation Lifesaver.

PRATT'S HOLLOW 4-PACK PASSENGER CARS



1999
RELEASE

THE LEGEND CONTINUES...

Drawing from the mysterious documents, renderings and diagrams, recently discovered by a friend of ours in an old farmhouse in Pratt's Hollow, Missouri, we continue to develop the magnificent trains that were discovered.

No one seems to know where the original papers came from: former owners of the farmhouse claim no knowledge of them, and the documents are all encoded. We believe, based on recent decoding

of cryptic references among these papers, that a secret society of professional railroad designers was formed somewhere around 1920. How and why they formed, who was involved, and what their purpose was is still unknown.

We do know that the members took extreme measures to protect their identities. It's apparent that no one member knew the identities of all the other members; and therefore an elaborate protocol was developed to enable communication

between members. Whoever they were, wherever they came from, whatever they feared so strongly to operate so anonymously...they left a unique and remarkable legacy in this mysterious repository of magnificent train designs.

We are proud to bring to life these passenger cars. Out from the shadowy origins of The Phantom, offered earlier this year, these passenger cars complement the vision of the members of the Pratt's Hollow Design Society (PHDS).



6-36002 PRATT'S HOLLOW 4-PACK PASSENGER CARS FOR YOUR LIONEL PHANTOM LOCOMOTIVE

BAGGAGE CAR
 MOLDED PLASTIC BODY
 STAMPED METAL FRAME
 DIE-CAST TRUCKS
 INTERIOR ILLUMINATION

VISTA DOME COACH CAR
 MOLDED PLASTIC BODY
 STAMPED METAL FRAME
 DIE-CAST TRUCKS
 INTERIOR ILLUMINATION

COACH CAR
 MOLDED PLASTIC BODY
 STAMPED METAL FRAME
 DIE-CAST TRUCKS
 INTERIOR ILLUMINATION

VISTA DOME / OBSERVATION CAR
 MOLDED PLASTIC BODY
 STAMPED METAL FRAME
 DIE-CAST TRUCKS
 INTERIOR ILLUMINATION

LENGTH (EACH CAR)
 14 1/8"
MINIMUM RADIUS
 0-31
PRICE
 \$399.95

The trains in the Pratt's Hollow Collection are non prototypical and they're not true to life (they never existed). The markings are not accurate (they don't have any). And the paint schemes have never been seen on any real rails, anywhere. Even the story is a product of our imagination. But they are spectacular trains that might have been built, should have been built, and are—finally—being built.

L I O N E L R O U T E 6 6 F L A T C A R S



INTRODUCING THE LIONEL ROUTE 66 COLLECTION

From our friend, Hollywood special effects modeler Mike Fulmer, comes an exciting new collection designed to commemorate a unique slice of American culture and history. These flatcars are the first in a whole series of trains and accessories that will surely inspire fond memories of the most famous open road!

MOLDED PLASTIC BODY & FRAME
DIE-CAST SPRUNG TRUCKS
MAGNETIC COUPLERS
STATIC CAST RESIN AUTOS

Length: 11 1/8" Minimum Radius: 0-27

WITH 2 SEDANS (6-36000) \$59.95

WITH 2 WAGONS (6-36001) \$59.95

A LIONEL FIRST!
NOTICE THE
ROUTE 66 LOGOS
DECORATING THE
TOP SURFACE OF
THESE FLATCARS.



6-19440 FLATCAR WITH FEDEX TRAILER

FLATCAR
MOLDED PLASTIC BODY
DIE-CAST SPRUNG TRUCKS

LENGTH
10 3/4"
MINIMUM RADIUS
0-27

TRAILER
MOLDED PLASTIC BODY
DIE-CAST FRAME


PRICE
\$44.95



6-19952 I LOVE INDIANA BOXCAR

PART OF THE "I LOVE..." BOXCAR SERIES
MOLDED PLASTIC BODY & FRAME
DIE-CAST MODULAR TRUCKS
MAGNETIC COUPLERS
METAL BRAKE WHEEL
PLASTIC DOOR GUIDES
OPENING DOORS

LENGTH
10 1/4"
MINIMUM RADIUS
0-27
PRICE
\$44.95



6-18440 NJ TRANSIT HIGH RAIL INSPECTION VEHICLE

SINGLE MOTOR
(AC OR DC OPERATION)
TRANSFORMER CONTROLLED
MOLDED PLASTIC BODY & FRAME
ILLUMINATED HEADLIGHT & TAILLIGHT
PROTOTYPICAL NUMBERING FROM
NJ TRANSIT'S FLEET

LENGTH
7"
MINIMUM RADIUS
0-27
PRICE
\$69.95



6-36016 FLATCAR WITH PROPELLERS

FLATCAR
MOLDED PLASTIC BODY
DIE-CAST MODULAR TRUCKS

LENGTH
10 3/4"
MINIMUM RADIUS
0-27

PROPELLERS
MOLDED PLASTIC FRAME
DIE-CAST METAL PROPELLERS

PRICE
\$79.95



6-26971 16 WHEEL DEPRESSED FLATCAR WITH STEEL LOAD

DIE-CAST BODY
DIE-CAST MODULAR TRUCKS
MAGNETIC COUPLERS
METAL BRAKE WHEELS
DIE-CAST GIRDER LOAD

LENGTH
15 1/8"
MINIMUM RADIUS
0-31
PRICE
\$189.95



LIONEL "AQUARIUM" CARS



MERMAID TRANSPORT

This aquarium car is carrying some precious cargo. Watch the mermaids swim through the windows as the car moves.

MOLDED PLASTIC BODY
 STAMPED METAL FRAME
 PLASTIC TRUCKS
 INTERIOR ILLUMINATION
 MAGNETIC COUPLERS
 METAL BRAKE WHEEL
 GEAR DRIVEN BELT MOVES
 WHEN CAR IS IN MOTION

Car Length: 10 1/2"

Minimum Radius: 0-27

(6-19856) \$54.95

CHRISTMAS "AQUARIUM" CAR

A holiday twist to our classic aquarium car! As your aquarium car moves you'll delight as Santa and his reindeer move through the windows displaying "Merry Christmas To All...And To All A Good Night."

MOLDED PLASTIC BODY
 STAMPED METAL FRAME
 PLASTIC TRUCKS
 INTERIOR ILLUMINATION
 MAGNETIC COUPLERS
 METAL BRAKE WHEEL
 GEAR DRIVEN BELT MOVES
 WHEN CAR IS IN MOTION

Car Length: 10 1/2"

Minimum Radius: 0-27

(6-19855) \$54.95

ANIMATED HALLOWEEN BOXCAR

The ghoulish pumpkin head bobs up and down as this Lionel original rolls down your layout. Perfectly fun, perfectly frightful!

MOLDED PLASTIC BODY
PLASTIC FRAME
PLASTIC TRUCKS
METAL BRAKE WHEEL
PLASTIC DOOR GUIDES
OPENING DOORS

Car Length: 10 1/4" Minimum Radius: 0-27

(6-29231) \$49.95

ANIMATED PONY EXPRESS GONDOLA

There's no escape from the long arm of the law! When this car is in motion, the "Cop" chases the "Hobo" around the gondola.

MOLDED PLASTIC BODY
PLASTIC TRUCKS
MAGNETIC COUPLERS

Car Length: 10 1/4" Minimum Radius: 0-27

(6-26972) \$44.95

GLOW-IN-THE-DARK AEC BOXCAR

Molded in Glow-In-The-Dark plastic, this Atomic Energy Commission boxcar "radiates" when the lights go down.

MOLDED PLASTIC BODY
PLASTIC FRAME
DIE-CAST MODULAR TRUCKS
MAGNETIC COUPLERS
METAL BRAKE WHEEL
PLASTIC DOOR GUIDES
OPENING DOORS

Car Length: 10 1/4" Minimum Radius: 0-27

(6-26215) \$44.95



DIE-CAST TANK CAR PACKS



DIE-CAST TANK CAR 4-PACK

Here's a great way to add a diverse set of our famous die-cast tankers to your model train collection. These highly detailed, and beautifully decorated tank cars feature four great names and decoration schemes.

DIE-CAST BODY
DIE-CAST FRAME
DIE-CAST SPRUNG TRUCKS
MAGNETIC COUPLERS
METAL HANDRAILS
METAL BRAKE WHEELS

Car Length: 10 1/2" each
Minimum Radius: 0-27

(6-26936) \$499.95

Note the sequentially numbered add-ons for Getty and Sinclair on page 26!

DIE-CAST TANK CAR 3-PACKS

Our die-cast tank cars have been getting rave reviews! They are big, rugged, heavy cars, perfect for the hobbyist or the high railer. Now you can add excitement and realism to your layout with these highly detailed, die-cast metal tank cars. Beautifully decorated in Sinclair & Getty colors, these three packs will look great on your freight train!

DIE-CAST BODY
DIE-CAST FRAME
DIE-CAST SPRUNG TRUCKS
MAGNETIC COUPLERS
METAL HANDRAILS
METAL BRAKE WHEELS

*Car Length: 10 1/2" each
Minimum Radius: 0-27*

**SINCLAIR 3-PACK
DIE-CAST TANK CARS**
(6-26977) \$374.95

**GETTY 3-PACK
DIE-CAST TANK CARS**
(6-26973) \$374.95





ANIMATED ROLLING STOCK



LIONEL COLA ANIMATED CAR & PLATFORM

This new version of a Lionel classic is sure to please. Watch the doors open and the animated figure bring out the cola barrels, one at a time, and place them on the platform.

PLASTIC BODY
STAMPED METAL FRAME
DIE-CAST TRUCKS
OPENING DOOR & ANIMATED FIGURE
MAGNETIC COUPLERS
METAL BRAKE WHEEL
SEVEN COLA BARRELS
UNLOADING PLATFORM (STAMPED METAL)

Car Length: 10 7/8"

Minimum Radius: 0-27

(6-16777) \$129.95



CHICAGO & NW ANIMATED STOCKCAR & STOCKYARD

There's plenty of action with the Lionel operating cattle car and stockyard! Seven miniature cattle scramble from the realistic stockcar, down the ramp, through the stockyard, and back into the car. The classic Lionel Vibrotor provides the action in both the stockcar and the stockyard.

PLASTIC & METAL CONSTRUCTION
DIE-CAST SPRUNG TRUCKS
OPENING STOCKCAR DOORS
MAGNETIC COUPLERS
SEVEN CATTLE
VIBROTOR POWERED OPERATION

Car Length: 11 1/8"

Minimum Radius: 0-27

(6-19828) \$149.95

6-19660 LIONEL MINT CAR

MOLDED PLASTIC BODY
STAMPED METAL FRAME
DIE-CAST MODULAR TRUCKS
PLASTIC BRAKE WHEEL

LENGTH
10 1/4"
MINIMUM RADIUS
0-27
PRICE
\$54.95

*Perfect complement to the
Safe car on page 33!*



6-29232 LENNY THE LION HI CUBE

MOLDED PLASTIC BODY
PLASTIC FRAME
DIE-CAST MODULAR TRUCKS
METAL BRAKE WHEEL

LENGTH
11 1/8"
MINIMUM RADIUS
0-27
PRICE
\$69.95



6-26208 VAPOR RECORDS BOXCAR #2

MOLDED PLASTIC BODY
PLASTIC FRAME
DIE-CAST MODULAR TRUCKS
MAGNETIC COUPLERS
METAL BRAKE WHEEL
PLASTIC DOOR GUIDES
OPENING DOORS

LENGTH
10 1/4"
MINIMUM RADIUS
0-27
PRICE
\$44.95



6-16291 1998 CHRISTMAS BOXCAR

MOLDED PLASTIC BODY
PLASTIC FRAME
DIE-CAST MODULAR TRUCKS
MAGNETIC COUPLERS
METAL BRAKE WHEEL
PLASTIC DOOR GUIDES
OPENING DOORS

LENGTH
10 1/4"
MINIMUM RADIUS
0-27
PRICE
\$44.95



6-19750 1998 HOLIDAY MUSIC CABOOSE

COMMAND CONTROLLED
MOLDED PLASTIC BODY
STAMPED METAL FRAME
DIE-CAST TRUCKS
INTERIOR ILLUMINATION
REAR STROBE & RUNNING LIGHTS
METAL LADDERS & BRAKE WHEELS
RAILSOUNDS CHRISTMAS MUSIC

LENGTH
10 1/2"
MINIMUM RADIUS
0-27
PRICE
\$189.95





6-21755 2-PACK 4-BAY COVERED HOPPERS

MOLDED PLASTIC BODIES
 STAMPED METAL FRAME
 DIE-CAST SPRUNG TRUCKS
 METAL BRAKE WHEEL
 OPENING DOORS

LENGTH / EACH
 11 1/2"
 MINIMUM RADIUS
 0-27
 PRICE
 \$109.95

6-26937 4-PACK DIE-CAST HOPPERS

DIE-CAST BODIES
 DIE-CAST FRAMES
 DIE-CAST SPRUNG TRUCKS
 MAGNETIC COUPLERS
 METAL BRAKE WHEEL
 OPENING DOORS

LENGTH / EACH
 11 1/2"
 MINIMUM RADIUS
 0-27
 PRICE
 \$499.95

6-21756 2-PACK OVERSTAMPED 6464 STYLE BOXCARS

MOLDED PLASTIC BODIES
 STAMPED METAL FRAMES
 DIE-CAST SPRUNG TRUCKS
 METAL BRAKE WHEEL
 METAL DOOR GUIDES
 OPENING DOORS

LENGTH / EACH
 10 1/4"
 MINIMUM RADIUS
 0-27
 PRICE
 \$99.95

6-26948 | **PITT & LAKE ERIE DIE-CAST HOPPER**

DIE-CAST BODY
DIE-CAST FRAME
DIE-CAST SPRUNG TRUCKS
MAGNETIC COUPLERS
METAL BRAKE WHEEL
OPENING DOORS

LENGTH
11 1/2"
MINIMUM RADIUS
0-27
PRICE
\$124.95



6-17012 | **GOVERNMENT DU CANADA HOPPER**

MOLDED PLASTIC BODY
PLASTIC FRAME
DIE-CAST SPRUNG TRUCKS
MAGNETIC COUPLERS
METAL BRAKE WHEEL

LENGTH
9 1/2"
MINIMUM RADIUS
0-27
PRICE
\$54.95



6-26947 | **GULF DIE-CAST TANK CAR**

DIE-CAST BODY
DIE-CAST FRAME
DIE-CAST SPRUNG TRUCKS
MAGNETIC COUPLERS
METAL HANDRAILS
METAL BRAKE WHEEL

LENGTH
10 1/2"
MINIMUM RADIUS
0-27
PRICE
\$124.95



6-16180 | **TABASCO SINGLE DOME TANK CAR**

MOLDED PLASTIC BODY
PLASTIC FRAME
DIE-CAST MODULAR TRUCKS
MAGNETIC COUPLERS
METAL PLATFORM
METAL HANDRAILS & LADDERS
METAL BRAKE WHEEL

LENGTH
10"
MINIMUM RADIUS
0-27
PRICE
\$44.95



6-19441 | **LOBSTER VAT CAR**

MOLDED PLASTIC BODY
STAMPED METAL FRAME
DIE-CAST MODULAR TRUCKS
METAL BRAKE WHEEL

LENGTH
11"
MINIMUM RADIUS
0-27
PRICE
\$49.95



STANDARD O FREIGHT SETS

1999
RELEASE

UNION PACIFIC FREIGHT CAR SET

This 4-pack of rolling stock makes a perfect addition to your Union Pacific Veranda Engine.

9464 BOXCAR / 9800 REEFER
MOLDED PLASTIC BODIES
NEW DIE-CAST FRAMES
DIE-CAST SPRUNG TRUCKS
MAGNETIC COUPLERS
METAL BRAKE WHEEL
PLASTIC DOOR GUIDES
OPENING DOORS

Length: 11 1/8"

9820 GONDOLA
MOLDED PLASTIC BODY
PLASTIC FRAME
DIE-CAST SPRUNG TRUCKS
MAGNETIC COUPLERS
METAL BRAKE WHEEL

Length: 10 1/4"

6900 EXTENDED VISION CABOOSE
MOLDED PLASTIC BODY
STAMPED METAL FRAME
DIE-CAST TRUCKS
INTERIOR ILLUMINATION
MAGNETIC COUPLERS
METAL BRAKE WHEELS

Length: 10 1/8"

NYC PACEMAKER ROLLING STOCK 4-PACK

9464 BOXCARS
MOLDED PLASTIC BODIES
NEW DIE-CAST FRAMES
DIE-CAST SPRUNG TRUCKS
MAGNETIC COUPLERS
METAL BRAKE WHEEL
PLASTIC DOOR GUIDES
OPENING DOORS

Length: 11 1/8"

STEEL SIDED 7606 CABOOSE
MOLDED PLASTIC BODY
PLASTIC FRAME
DIE-CAST TRUCKS
MAGNETIC COUPLERS
INTERIOR ILLUMINATION
STROBE LIGHT
MAGNETIC COUPLERS
METAL BRAKE WHEELS

Length: 10 1/8"

Minimum Radius: 0-27
(6-21757) \$249.95

Minimum Radius: 0-27
(6-17246) \$249.95

NORTHERN PACIFIC 4-PACK FREIGHT CARS

The perfect addition to your Northern Pacific "North Coast Limited" F3-AB Diesel locomotive set.

REEFER CAR & BOXCAR FEATURES

MOLDED PLASTIC BODY
DIE-CAST FRAME
DIE-CAST SPRUNG TRUCKS
MAGNETIC COUPLERS
METAL BRAKE WHEEL
PLASTIC DOOR GUIDES
OPENING DOORS

Car Length: 11 1/2" each

COVERED HOPPER FEATURES

MOLDED PLASTIC BODY
PLASTIC FRAME
DIE-CAST SPRUNG TRUCKS
MAGNETIC COUPLERS
PLASTIC BRAKE WHEEL

Car Length: 11 1/4"

WOODSIDED CABOOSE FEATURES

MOLDED PLASTIC BODY
PLASTIC FRAME
DIE-CAST TRUCKS
MAGNETIC COUPLERS
INTERIOR ILLUMINATION
METAL BRAKE WHEELS

Car Length: 9 3/4"

Minimum Radius: 0-27

(6-11977) \$269.95


BNSF ACF 3-BAY COVERED HOPPER 2-PACK


MOLDED PLASTIC BODY
PLASTIC FRAME
DIE-CAST SPRUNG TRUCKS
METAL BRAKE WHEEL

Car Length: 11 1/4" each

Minimum Radius: 0-27

(6-21754) \$109.95





INTRODUCING 3 EXCITING FLATCARS CARRYING DIE-CAST AUTOMOBILES!

Two racy Vipers are available in vibrant red and blue colors, and on this flatcar they are carried back-to-back!

The single Prowler, featured at the 1998 North American International Auto Show, is held in place by our new metal chains. It also has a decorated flatcar surface – new for Lionel!

Finally, the VW Bug – a major hit at the auto show – is featured in the Lionel signature orange color with fun flatcar surface graphics.

FLATCAR W/ SPORTS CARS

MOLDED PLASTIC BODY & FRAME
DIE-CAST SPRUNG TRUCKS
MAGNETIC COUPLERS
METAL CHAINS (ON PROWLER ONLY)
DIE-CAST AUTOS

Length: 11 1/4" Minimum Radius: 0-27

WITH PAIR OF DODGE VIPERS
(6-17527) \$79.95

WITH PLYMOUTH PROWLER
(6-17522) \$69.95



FLATCAR W/ VW BUG

MOLDED PLASTIC BODY & FRAME
DIE-CAST SPRUNG TRUCKS
MAGNETIC COUPLERS
DIE-CAST AUTO

Length: 11 1/8" Minimum Radius: 0-27

(6-19444) \$79.95

6-17244 SANTA FE CHIEF BOXCAR

MOLDED PLASTIC BODY
PLASTIC FRAME
DIE-CAST SPRUNG TRUCKS
MAGNETIC COUPLERS
METAL BRAKE WHEEL
OPENING DOORS

LENGTH
11 1/8"
MINIMUM RADIUS
0-27
PRICE
\$54.95

6-19439 FLATCAR WITH SAFES

MOLDED PLASTIC BODY
PLASTIC FRAME
DIE-CAST SPRUNG TRUCKS
MAGNETIC COUPLERS
MOLDED PLASTIC SAFES

LENGTH
11 1/4"
MINIMUM RADIUS
0-27
PRICE
\$49.95



6-16181 BIOHAZARD TANK CAR W/LIGHTS

MOLDED PLASTIC BODY
DIE-CAST MODULAR TRUCKS
STROBE LIGHT /CONSTANT LIGHT
MAGNETIC COUPLERS
METAL BRAKE WHEEL & LADDERS
WARNING PLACARDS

LENGTH
11"
MINIMUM RADIUS
0-27
PRICE
\$74.95



6-17135 BNSF ACF 3-BAY COVERED HOPPER W/ETD

MOLDED PLASTIC BODY
PLASTIC FRAME
DIE-CAST MODULAR TRUCKS
MAGNETIC COUPLERS
METAL BRAKE WHEEL
FLASHING END OF TRAIN DEVICE

LENGTH
11 1/4"
MINIMUM RADIUS
0-27
PRICE
\$54.95



6-17245 C&O BOXCAR W/CHESSIE KITTEN

MOLDED PLASTIC BODY
PLASTIC FRAME
DIE-CAST SPRUNG TRUCKS
MAGNETIC COUPLERS
METAL BRAKE WHEEL
OPENING DOORS

LENGTH
11 1/8"
MINIMUM RADIUS
0-27
PRICE
\$54.95



6-17913 J.M. HUBER TANKCAR

MOLDED PLASTIC BODY
DIE-CAST SPRUNG TRUCKS
MAGNETIC COUPLERS
METAL HANDRAILS
METAL LADDERS
METAL BRAKE WHEEL

LENGTH
11 1/8"
MINIMUM RADIUS
0-27
PRICE
\$64.95



6-17914 ENGLEHARD TANK CAR

MOLDED PLASTIC BODY
DIE-CAST SPRUNG TRUCKS
MAGNETIC COUPLERS
METAL HANDRAILS
METAL LADDERS
METAL BRAKE WHEEL

LENGTH
11 1/8"
MINIMUM RADIUS
0-27
PRICE
\$64.95





4 - PACK NICKEL PLATE ROLLING STOCK



4 - PACK PENNSYLVANIA ROLLING STOCK



4 - PACK BROADWAY LIMITED MADISON CARS

CENTURY CLUB INSPIRED ROLLING STOCK

AVAILABLE TO ALL LIONEL RAIL-
ROADING ENTHUSIASTS

During 1997 & 1998, we've issued three of the most exquisite locomotives we've ever produced, exclusively for members of the Lionel Century Club. Our product designers were so inspired they decided to produce an assortment of rolling stock that could be used with those locomotives by those of us who just can't resist running them down our pikes. While they aren't part of the Century Club offering, and will not be decorated with Century Club markings, these three sets are sure to do any collection or layout proud.

4-PACK NICKEL PLATE ROLLING STOCK

9700 BOXCAR
MOLDED PLASTIC BODY
STAMPED METAL FRAME
DIE-CAST TRUCKS
MAGNETIC COUPLERS
PLASTIC DOOR GUIDES
OPENING DOORS
Car Length: 10 1/4"

6424 FLATCARS WITH TRAILERS
MOLDED PLASTIC BODY
DIE-CAST TRUCKS
MAGNETIC COUPLERS
PLASTIC TRAILER CONTAINERS
DIE-CAST TRAILER FRAMES
Car Length: 10 3/4" each

4-PACK PENNSYLVANIA ROLLING STOCK

6424 FLATCAR WITH TRAILER
MOLDED PLASTIC BODY
DIE-CAST TRUCKS
MAGNETIC COUPLERS
METAL BRAKE WHEEL
PLASTIC TRAILER CONTAINER
DIE-CAST TRAILER FRAME
Car Length: 10 3/4"

9800 REEFER CAR
MOLDED PLASTIC BODY
DIE-CAST FRAME & TRUCKS
MAGNETIC COUPLERS
METAL BRAKE WHEEL
PLASTIC DOOR GUIDES
OPENING DOORS
Car Length: 11"

4-PACK PENNSYLVANIA MADISON CARS

BAGGAGE CAR
MOLDED PLASTIC BODY
STAMPED METAL FRAME
DIE-CAST TRUCKS TRUCKS
MAGNETIC COUPLERS
INTERIOR ILLUMINATION
WORKING DOORS
Car Length: 14 5/8"

2 COACH CARS
MOLDED PLASTIC BODY
STAMPED METAL FRAME
DIE-CAST TRUCKS TRUCKS
MAGNETIC COUPLERS
INTERIOR ILLUMINATION
WORKING DOORS
Car Length: 14 5/8" each

6517 CABOOSE
MOLDED PLASTIC BODY
STAMPED METAL FRAME
DIE-CAST TRUCKS
INTERIOR ILLUMINATION
MAGNETIC COUPLERS
METAL BRAKE WHEELS
Car Length: 10 1/8"

Minimum Radius: 0-27
(6-21750) \$229.95

3 BAY COVERED HOPPER
MOLDED PLASTIC BODY
DIE-CAST TRUCKS
MAGNETIC COUPLERS
Car Length: 11"

6417 PORTHOLE CABOOSE
MOLDED PLASTIC BODY
STAMPED METAL FRAME
DIE-CAST MODULAR TRUCKS
INTERIOR ILLUMINATION
MAGNETIC COUPLERS
METAL BRAKE WHEELS
Car Length: 7 3/4"

Minimum Radius: 0-27
(6-21751) \$229.95

Minimum Radius: 0-31
(6-29003) \$399.95



A PERFECT ADDITION TO YOUR
CENTURY CLUB BERKSHIRE



A PERFECT ADDITION TO YOUR
CENTURY CLUB PENNSY TURBINE



A PERFECT ADDITION TO YOUR
CENTURY CLUB GG1 LOCOMOTIVE



1999
RELEASE



1999
RELEASE

INTERMODAL ACCESSORIES & TRACK PACKS

INTERMODAL CRANE

This crane is fully operational. You control the action, load and unload your favorite containers. Then use your remote to move the crane down the tracks to your awaiting tractor-trailers, flatcars or well cars.

DC CAN MOTORS
REMOTE TRANSFORMER CONTROLLED
MOLDED PLASTIC BODY
INTERIOR ILLUMINATION

Dimensions: 13" x 8 3/4" x 14 1/4"
(6-22922) \$299.95

INTERMODAL 3-PACK

Use with your intermodal crane, trailer frame, or flat and well cars.

(6-12987) \$24.95



TRACK PACK #1 (0-27 GAUGE)

Add this track to your Oval to create a figure 8 layout.

- 1 - 90 DEGREE CROSSOVER
 - 4 - CURVED TRACKS
- (6-22966)

90° Crossover



4 Curved Sections



TRACK PACK #2 (0-27 GAUGE)

Add this track to your Oval to create a double loop, an oval with two inside sidings, or a double oval.

- 2 - CURVED TRACKS
 - 10 - STRAIGHT TRACKS
 - 1 - MANUAL SWITCH RIGHT HAND
 - 1 - MANUAL SWITCH LEFT HAND
- (6-22967)

Manual Switch-Right





Manual Switch-Left



2 Curved Sections



10 Straight Sections



TRACK PACK #3 (0-27 GAUGE)

This complete track set will allow you create a double loop, an oval with two inside sidings, or a double oval.

- 10 - CURVED TRACKS
 - 18 - STRAIGHT TRACKS
 - 1 - MANUAL SWITCH RIGHT HAND
 - 1 - MANUAL SWITCH LEFT HAND
- (6-22968)

Manual Switch-Right




Manual Switch-Left



10 Curved Sections



18 Straight Sections



TRACK PACK #4 (0-GAUGE)

This complete 0-Gauge track set will allow you create this detailed layout.

- 20 - CURVED TRACKS
 - 22 - STRAIGHT TRACKS
 - 2 - 90 DEGREE CROSSOVERS
 - 1 - HALF STRAIGHT
- (6-22969)

2 - 90° Crossovers



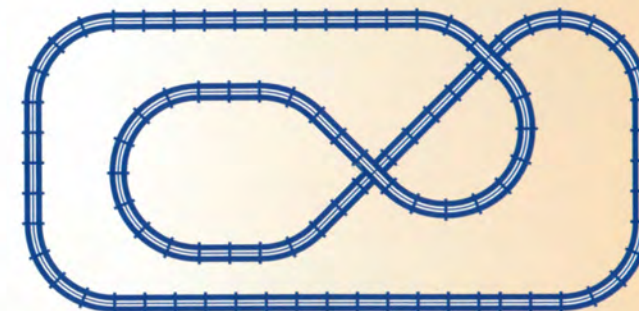
1 Half-Straight Section



20 Curved Sections



22 Straight Sections



TRACTOR - TRAILERS & TANKERS

LIONEL ACCESSORIES

39

LIONEL CLASSIC TRAINS 1998



6-12852 DIE-CAST TRAILER FRAME

DIE-CAST FRAME
DETAILED PLASTIC WHEELS
PLASTIC MUD FLAPS
MOVEABLE FRAME SUPPORT

LENGTH
8"
PRICE
\$7.95



6-12989 LIONEL LOGO TRACTOR-TRAILER

TRACTOR (TRUCK)
DIE-CAST BODY
OPENING HOOD & DETAILED ENGINE

LENGTH
12"
PRICE
\$18.95

TRAILER
MOLDED PLASTIC BODY
DIE-CAST TRAILER FRAME




6-22910 GILBERT TRACTOR-TRAILER

TRACTOR (TRUCK)
DIE-CAST BODY
OPENING HOOD & DETAILED ENGINE

LENGTH
12"
PRICE
\$18.95

TRAILER
MOLDED PLASTIC BODY
DIE-CAST TRAILER FRAME



6-22973 LIONEL CORP TRACTOR-TRAILER

TRACTOR (TRUCK)
DIE-CAST BODY
OPENING HOOD & DETAILED ENGINE

LENGTH
12"
PRICE
\$18.95

TRAILER
MOLDED PLASTIC BODY
DIE-CAST TRAILER FRAME



6-29271 LIONEL COLA TRACTOR-TRAILER

TRACTOR (TRUCK)
DIE-CAST BODY
OPENING HOOD & DETAILED ENGINE

LENGTH
12"
PRICE
\$18.95

TRAILER
MOLDED PLASTIC BODY
DIE-CAST TRAILER FRAME



6-12991 LINEX GAS TRACTOR-TANKER

TRACTOR (TRUCK)
DIE-CAST BODY
OPENING HOOD & DETAILED ENGINE

LENGTH
12"
PRICE
\$18.95

TANKER
MOLDED PLASTIC BODY
DIE-CAST FRAME



COALING TOWER, STRUCTURES & SIGNALS

3-PIECE COALING TOWER

A well known symbol of Industrialized America and a common sight on our nation's mainlines, this 3-piece coaling tower comes complete with tower, hopper shed, and work house.

MOLDED PLASTIC STRUCTURES
POSEABLE COAL SHOOT & CABLES

Coaling Tower Dimension: 18" x 4 1/2" x 5 1/2"

Hopper Shed Dimensions: 6 1/2" x 4 1/8" x 8"

Work House Dimensions: 2 1/2" x 3" x 2 1/2"


(6-22936) \$89.95

**DIE-CAST CANTILEVER SIGNAL BRIDGE**

This all new working signal bridge features flashing red & green lights that warn approaching trains of occupied blocks ahead.

Part of the MainLine accessories series, featuring more metal and more detail!

(6-22931) \$59.95



STATION ACCESSORY PACK

A great collection of accessories at a great price! You get our passenger/freight station (building kit), 3 classic Lionel billboards, and 10 telephone poles. Makes a great addition to your model railroad layout.

Station Dimension: 12 3/8" x 6 1/8" x 5 3/4"

Billboard Dimensions: 6 3/8" x 1" x 4 5/8"

Telephone Pole Height: 7"

(6-11974) \$35.95



FREIGHT ACCESSORY PACK

Fun freight accessories for your layout! You get our watchman shanty (building kit), freight platform (building kit), and a Lionel Steel tractor-trailer with steel load.

A great collection at a great price!

Watchman Shanty Dimension: 4 5/8" x 4 1/4" x 7"

Freight Platform: 8 1/2" x 4 1/2" x 5 1/2"

(6-11975) \$49.95



VICTORIAN HOUSE BUILDING KIT

Each classic Victorian era house is richly detailed with features including intricate trim, realistic clapboard siding, and true-to-life gingerbread styling. Each building kit is molded in color as shown, and you can paint them to add your own special touch.

Victorian House Dimension: 14 7/8" x 6 3/3" x 9 3/4"

KINDLER HOUSE (6-12977) \$49.95

STEINER HOUSE (6-12975) \$49.95

DOBSON HOUSE (6-12976) \$49.95



KINDLER HOUSE

STEINER HOUSE

DOBSON HOUSE

GP-9 DIESEL POWERED A-UNITS



PENNSYLVANIA GP-9 DIESEL

Packed full of our most requested features, this new A-Unit is a great engine to haul your freight train. This GP-9 is a perfect companion to the Pennsylvania GP-9 #2028 that we offered in 1997. Add these A-Units to our Pennsylvania GP-9 B-Unit #2027, on page 46, and create your own lash-up!

PULLMOR® AC MOTOR
COMMAND CONTROLLED
TRANSFORMER CONTROLLED
MOLDED PLASTIC BODY
STAMPED METAL FRAME
DIE-CAST TRUCKS
ELECTROCOUPLERS™
RAILSOUNDS
TOWER COM™
CREWTALK™

INTERIOR ILLUMINATION
DIRECTIONAL LIGHTING
STROBE LIGHT
MAGNE-TRACTION®
METAL HANDRAILS
NEW DIE-CAST FUEL TANK
NEW DIE-CAST PILOTS
DETAILED CAB INTERIOR

Length: 14" Minimum Radius: 0-31

(6-18870) \$339.95

MILWAUKEE ROAD GP-9 DIESEL

Imagine this rugged diesel engine hauling freight on the classic Midwest railroad route, barreling toward St. Paul, or pushing through the Chicago stockyards. Now you can add our famous GP-9, in classic Milwaukee Road Black & Orange to your railroad. This new A-Unit is the perfect companion to the Milwaukee Road GP-9 #2338 that we offered in 1997.

PULLMOR® AC MOTOR
COMMAND CONTROLLED
TRANSFORMER CONTROLLED
MOLDED PLASTIC BODY
STAMPED METAL FRAME
DIE-CAST TRUCKS
ELECTROCOUPLERS™
RAILSOUNDS
TOWER COM™
CREWTALK™

INTERIOR ILLUMINATION
DIRECTIONAL LIGHTING
STROBE LIGHT
MAGNE-TRACTION®
METAL HANDRAILS
NEW DIE-CAST FUEL TANK
NEW DIE-CAST PILOTS
DETAILED CAB INTERIOR

Length: 14" Minimum Radius: 0-31

(6-18866) \$339.95

WARBONNET LOCOMOTIVE



ALCO A-UNIT (NON-POWERED)

This Alco A-Unit is an ideal addition to our popular Santa Fe Warbonnet passenger set. Add this A-Unit to your existing set to create an A-A lash-up.

MOLDED PLASTIC BODY
PLASTIC FRAME & TRUCKS
MAGNETIC COUPLERS (FRONT ONLY)
INTERIOR ILLUMINATION & HEADLIGHT
DIESEL HORN

Length: 11" Minimum Radius: 0-27

(6-18971) \$89.95

GP-9 DIESEL B-UNITS (NON-POWERED)





NEW YORK CENTRAL GP-9 B-UNIT

The NYC #2386 goes perfectly with the NYC GP-9 A Units, #2383 & #2380, produced in 1997 and 1996 respectively, as well as the #2385 B-Unit from 1998.

MOLDED PLASTIC BODY
STAMPED METAL FRAME
DIE-CAST TRUCKS
MAGNETIC COUPLERS

CONSTANT LIGHTING
METAL HANDRAILS

Length: 14" Minimum Radius: 0-31

(6-18865) \$199.95

PENNSYLVANIA GP-9 B-UNIT

The Pennsy #2027 is the perfect complement to the Pennsy GP-9 A Units, #2029 & #2028 produced in 1998 (see page 44) and 1997 respectively. Build your own A-B-A lash-up!

MOLDED PLASTIC BODY
STAMPED METAL FRAME
DIE-CAST TRUCKS
MAGNETIC COUPLERS

CONSTANT LIGHTING
METAL HANDRAILS

Length: 14" Minimum Radius: 0-31

(6-18580) \$199.95

SOUTHERN PACIFIC GP-9 B-UNIT

Our GP-9 non-powered B-Units feature an all new injection molded plastic body. The Southern Pacific #2386 is the perfect complement to the Southern Pacific GP-9 A Units, #2383 & #2380 produced in 1997 and 1996 respectively, as well as the #2385 from 1998. Build your own A-B-B-A lash-up!

MOLDED PLASTIC BODY
STAMPED METAL FRAME
DIE-CAST TRUCKS
MAGNETIC COUPLERS

CONSTANT LIGHTING
METAL HANDRAILS

Length: 14" Minimum Radius: 0-31

(6-18864) \$199.95

GP-9 B-UNIT STANDARD UPGRADE KIT



Add function and realism to your GP-9 B-Units. This easy-to-install kit includes all parts necessary to add Electro-Couplers and Directional Lighting.

(6-22961) \$59.95

GP-9 B-UNIT DELUXE UPGRADE KIT

Add function, realism, and style to your Lionel GP-9 B-Units. These easy-to-install kits include everything you need to add ElectroCouplers and Directional Lighting, all ready to go on your choice of black or silver preassembled trucks.



**WITH BLACK TRUCKS
(6-22962) \$99.95**

**WITH SILVER TRUCKS
(6-22979) \$99.95**

CONRAIL UNIT TRAILER TRAIN SET





A BIG, POWERFUL, LONG DIESEL SET

Powered by our dual motor Dash 8-40, this Trailer Train set is ready for the long haul. The Dash 8-40 burst onto the railroading scene in the early 80's, a bright time for the mighty Conrail.

Equipped with Command Control, RailSounds & Magne-Traction, this Dash 8-40 is loaded. And pulling a long load of Trailer Train Flatcars with J.B. Hunt trailers adds to the realism of this ultra long set.

CONRAIL DASH 8-40
2 CLASSIC PULLMOR MOTORS
COMMAND CONTROL
MOLDED PLASTIC BODY
DIE-CAST FRAME
DIE-CAST TRUCKS
OSCILLATING DITCH LIGHTS
DIRECTIONAL LIGHTING ON HEADLIGHT
STROBE LIGHT
RAILSOUNDS
TOWERCOM
CREWTALK
ELECTROCOUPLERS
MAGNE-TRACTION
METAL HANDRAILS
PLASTIC BRAKE WHEEL
ENGINEER FIGURE

TRAILER TRAIN FLATCARS
MOLDED PLASTIC BODY
DIE-CAST SPRUNG TRUCKS
MAGNETIC COUPLERS
METAL BRAKE WHEELS

TRAILERS
MOLDED PLASTIC BODIES
DIE-CAST TRAILER FRAME

5 Piece Set Length: 63" Minimum Radius: 0-31
(6-21752) \$699.95

1998 SERVICE STATION EXCLUSIVE

**THIS SET IS AVAILABLE ONLY FROM LIONEL
AUTHORIZED SERVICE STATIONS**

The Lionelville Fire Company's fire rescue and training set is ready to meet any challenge. Imagine putting out forest fires in the mountains of the Pacific Northwest or training for that important fire rescue mission in your model railroad city.

This six piece set is powered by our newly redesigned classic Pullmor motor, which will easily pull 15 cars on a flat track. Equipped with Command Control, this set really comes to life with the realism of multiple flashing lights, full RailSounds, moveable figures, extendible/retractable ladder, and working extension searchlight!

FIRECAR
CLASSIC PULLMOR MOTOR
FLASHING LIGHT
MOVEABLE FIREMAN
DIE-CAST FRAME
MAGNETIC OPERATING COUPLER
TRACTION TIRE

FIREFIGHTING INSTRUCTION CAR
WIRE TETHER TO FIRECAR
BELL & SIREN SOUND
COMMAND CONTROL
DIE-CAST MODULAR TRUCKS
MAGNETIC OPERATING COUPLERS

SEARCHLIGHT CAR
ILLUMINATED REMOVABLE
SEARCHLIGHT EXTENDS UP TO 4 FEET
DIE-CAST MODULAR TRUCKS
MAGNETIC OPERATING COUPLERS

LADDER CAR
FLASHING RED STROBE LIGHT
ROTATING FIREMAN
TELESCOPING STAMPED
METAL LADDERS
MAGNETIC OPERATING COUPLERS

FLAT CAR WITH WATER TANK
STAMPED METAL PLATFORM
STAMPED METAL LADDERS
DIE-CAST MODULAR TRUCKS
MAGNETIC OPERATING COUPLERS

RESCUE CABOOSE
FLASHING RED STROBE LIGHT
ILLUMINATED INTERIOR
FIREMAN FIGURE
REMOVABLE STRETCHERS &
OXYGEN TANKS
DIE-CAST MODULAR TRUCKS
MAGNETIC OPERATING COUPLERS

6 Piece Set Length: 65 1/2" Minimum Radius: 0-27

(6-21753) \$649.95



SERVICE STATION FIRE RESCUE TRAIN SET



HIGH END TRAIN SETS

50

LIONEL CLASSIC TRAINS 1998

THE RETURN OF LIONEL LARGE SCALE!



BACK FROM THE BACKSHOP

First introduced in 1987, the Lionel large scale line quickly developed a reputation for value and performance. Now, after a brief trip to the backshop for maintenance and upgrade, we are proud to announce the relaunch of this much requested line. Built to classic Lionel standards, and sporting the engineering innovation behind the Lionel legend, we're proud to bring nearly 100 years of model train experience to the *Big Time!*

MILWAUKEE ROAD GP-20 DIESEL

Big, rugged, and powerful, this beautiful diesel engine, decorated in classic Milwaukee Road colors, will look great barreling down the road hauling your large scale freight or passenger train.

4 DC CAN MOTORS
COMMAND READY
TRANSFORMER CONTROLLED
MOLDED PLASTIC BODY
PLASTIC FRAME
PLASTIC TRUCKS
ILLUMINATED HEADLIGHT
ILLUMINATED INTERIOR

DIRECTIONAL & STROBE LIGHTS
SIGNALSOUNDS
LARGE SCALE KNUCKLE COUPLERS
METAL HANDRAILS
FUEL TANK
DETAILED CAB INTERIOR

Length: 22 1/2"

(8-85015) \$539.95



LARGE SCALE MILWAUKEE ROAD GP-20



LARGE SCALE PENNSYLVANIA GP-9



PENNSYLVANIA GP-9 DIESEL

This mighty Pennsylvania diesel is the ideal engine to haul your large scale train. This large scale brute boasts 4 powerful DC motors, Lionel SignalSounds, and a classic Pennsylvania paint scheme. A great addition to any large scale railroad.

4 DC CAN MOTORS
COMMAND READY
TRANSFORMER CONTROLLED
MOLDED PLASTIC BODY
PLASTIC FRAME
PLASTIC TRUCKS
ILLUMINATED HEADLIGHT

ILLUMINATED INTERIOR
DIRECTIONAL LIGHTS
SIGNALSOUNDS
LARGE SCALE KNUCKLE COUPLERS
METAL HANDRAILS
FUEL TANK
DETAILED CAB INTERIOR

Length: 22 1/2"

(8-85014) \$539.95

LARGE SCALE REEFER & BOXCARS

Our large scale rolling stock will make a great addition to your large scale model railroad. Highly detailed bodies and vivid decoration add quality to these fantastic cars.

MOLDED PLASTIC BODY
PLASTIC FRAME
PLASTIC TRUCKS
LARGE SCALE TYPE KNUCKLE COUPLERS
PLASTIC BRAKE WHEELS
PLASTIC DOOR GUIDES
OPENING DOORS

Length: 16 1/2"

PENNSYLVANIA REEFER
(8-87110) \$54.95

Length: 16 1/2"

UNION PACIFIC BOXCAR
(8-87016) \$54.95

Length: 16 1/2"

LIONEL CHRISTMAS BOXCAR
(8-87017) \$54.95

1998 LARGE SCALE CHRISTMAS SET

The 1998 Christmas train features a Santa figurine driving the locomotive which is carrying a gondola full of snow covered pine trees. The ready-to-run set comes complete with a large scale circle of track (12 pieces) & transformer/wallpack.

DC CAN MOTOR
TRANSFORMER CONTROLLED
PLASTIC BODIES & FRAMES
WORKING HEADLIGHT ON ENGINE
LARGE SCALE KNUCKLE COUPLERS
METAL HANDRAILS ON ENGINE
PLASTIC BRAKE WHEELS

Length: 36 1/2"

(8-81019) \$199.95



L I O N E L P O S T W A R C E L E B R A T I O N S E R I E S TM

As we approach our 100th anniversary, we think a lot about the tradition and the potential of Lionel model railroading. As advances in electronics, materials, and manufacturing processes present wonderful opportunities for continued advances in features and performance, the 21st century promises to be another exciting era of Lionel fun and innovation.

Change has always been an integral part of model railroading. It's part of the excitement we all enjoy. But the pace of change in our hobby seems to be accelerating. Digital control systems and computer chips are giving us more flexibility and more features. Digital sounds provide us the most realistic and comprehensive sounds ever. And digital readouts are telling us things that we once relied on our own eyes and ears to know.

Not all of this change represents progress to everyone, of course. Many trains are now made in factories halfway around the world. And while innovations like DC can motors can provide acceptable performance at a fraction of what it costs us to build the venerable Lionel AC Pullmor here in Chesterfield, they just don't have the same charm. (Imagine if the trains you first received as a child were powered by motors that you couldn't take apart or see inside of.)

We know we can't stop the change that's taking place, and we really don't want to. But we do have a soft spot in our hearts for some of the traditions of the past. While the realities of today's marketplace will inevitably banish many of those traditions to our collective memories, they will be a vivid and enduring reminder of a time that touched all of us blessed to be a part of it.

So, on the eve of the new millennium, we thought it would be a perfect time to celebrate, perhaps for the last time, one of the most legendary periods in Lionel history - the postwar era. In tribute to this magical time, we will be re-issuing, over the next few years, distinct volumes of the Lionel Postwar Celebration Series. These unique products will pay tribute to our favorite O and O-27 TM rolling stock, engines, and accessories of the postwar era.

Whether you are a collector or an operator, you'll have the chance to secure your own little piece of model railroading history.

All products released in this series are proudly decorated with a handsome builder's plate denoting them as part of the Lionel Postwar Celebration Series and come in a special and unique box. No club membership is required, but you will want to get your order in early. Hurry down to your favorite Lionel Authorized Dealer and begin your journey of centennial fun and celebration. No one knows what the future holds, but we can all enjoy the memories of a glorious past.



1 9 6 0



" ATOMIC ENERGY COMMISSION "
CLASSIC POSTWAR SWITCHER


This new version of a Lionel legend, in red and white with all the markings of the original, is perfect for hauling your AEC Reactor Fluid Tank Cars! Available for a limited time only – hurry in to your Lionel dealer!

AEC-57 SWITCHER

- PULLMOR AC MOTOR
- COMMAND CONTROLLED
- PLASTIC BODY
- DIE-CAST FRAME
- STAMPED METAL TRUCKS
- ILLUMINATED HEADLIGHT
- DIRECTIONAL LIGHTING
- COIL COUPLERS
- METAL HANDRAILS
- TRACTION TIRE

Length: 7 1/2" Minimum Radius: 0-27
(6-18583) \$249.95

POSTWAR CELEBRATION SERIES
AEC-57 SWITCHER



POSTWAR CELEBRATION SERIES SEABOARD NW2 SWITCHER



It's NEW



Here are several views of the new No. 6250 Seaboard switcher, showing the minute detail that Lionel applies to its locomotives.



The Seaboard switcher No. 6250 is a newcomer to the Lionel line. It is a GM-type Diesel, with **MAGNE-TRACTION** and worm-drive motor. There are headlights and remote control couplers on both ends. At right is an illustration of truck design.



**THIS GM-TYPE SWITCHER WAS
A LIONEL FIRST**

In 1954 this Seaboard Switcher was introduced as part of a work train set. The Lionel Switcher proved to be extremely popular. The detailed body, powerful motor, and Lionel Magne-Traction made this switcher a legend. Now the Seaboard Switcher is back! Available for a limited time only – hurry in to your Lionel dealer!

SEABOARD NW2 SWITCHER

- PULLMOR AC MOTOR
- COMMAND CONTROL
- TRANSFORMER CONTROLLED
- MOLDED PLASTIC BODY
- DIE-CAST FRAME
- DIE-CAST TRUCKS
- ILLUMINATED HEADLIGHT
- DIRECTIONAL LIGHTING
- RAILSOUNDS
- TOWERCOM
- CREWTALK
- ELECTROCOUPLERS
- MAGNE-TRACTION
- METAL HANDRAILS
- DIE-CAST FUEL TANK

Length: 11" Minimum Radius: 0-27

(6-18582) \$499.95



COLORFUL "O" GAUGE DUAL PANTOGRAPH ELECTRIC ENGINE

Modeled after the classic rectifier-type 4000 horsepower electric giants built by General Electric, Lionel's 1956 New Haven Electric with dual operating pantographs quickly became legendary. Now the New Haven rectifier is back! Available for a limited time only – hurry in to your Lionel dealer!

NEW HAVEN EP-5 (RECTIFIER)

- PULLMOR AC MOTOR
- COMMAND CONTROL
- TRANSFORMER CONTROLLED
- MOLDED PLASTIC BODY
- STAMPED METAL FRAME
- DIE-CAST TRUCKS
- ILLUMINATED HEADLIGHT
- DIRECTIONAL LIGHTING
- RAILSOUNDS
- TOWERCOM
- CREWTALK
- ELECTROCOUPLERS
- MAGNE-TRACTION
- PLASTIC FUEL TANK

Length: 15 3/4" Minimum Radius: 0-27
 (6-18319) \$499.95


**POSTWAR CELEBRATION SERIES
 NEW HAVEN EP-5**




Throw this baby a curve (like the twisters and turners her New Haven prototype has to follow along the coast of Connecticut) and watch her whip around it without even slowing down! Its rough-and-ready MAGNE-TRACTION power is matched by Lionel's most striking new loco design in years, based on the new rectifier-type 4000 horse power electric giants built by General Electric for the New Haven Railroad.

- Set off by the unused... as hatches, ventilating grills, grab rails, complete understructure and much more!
- Reliable Universal-type motor coupled to the two MAGNE-TRACTION axles of this big 15 3/4" loco!
- Built-in, electric warning horn powered by separate battery for constant pitch and intensity.

THE MOST COLORFUL "O" GAUGE LOCO IN LIONEL'S LINE
THE TWO-PANTOGRAPH NEW HAVEN ELECTRIC
WITH BUILT-IN WARNING HORN AND MAGNE-TRACTION



POSTWAR CELEBRATION SERIES F3 & ALCO



...ect in detail. Note
...ent stack.





THE DIESELS THAT LEAD THE ERA

We are proud to rerelease two of the most popular diesel engines from the legendary postwar era. These great locomotives were originally offered in the 1953 catalog. Now they are back in all their glory!

WESTERN PACIFIC F3 A-A

2 PULLMOR MOTORS	TOWERCOM
COMMAND CONTROL	CREWTALK
TRANSFORMER CONTROLLED	ILLUMINATED HEADLIGHT
MOLDED PLASTIC BODY	DIRECTIONAL LIGHTING
DIE-CAST FRAME	ILLUMINATED INTERIOR
DIE-CAST TRUCKS	MAGNE-TRACTION
RAILSOUNDS	

Length: 26 1/2" Minimum Radius: 0-31
(6-18191) \$699.95

ROCK ISLAND ALCO FA A-A

COMMAND CONTROL	TOWERCOM
TRANSFORMER CONTROLLED	CREWTALK
MOLDED PLASTIC BODY	ILLUMINATED HEADLIGHT
STAMPED METAL FRAME	MAGNE-TRACTION
DIE-CAST TRUCKS	
RAILSOUNDS	


Length: 26 1/2" Minimum Radius: 0-31
(6-18972) \$599.95



each

\$250

POSTWAR CELEBRATION SERIES ZW





**THERE'S ONLY ONE ZW, AND
NOW IT'S BACK!**

No single product has come to symbolize the legend of Lionel more than the Lionel ZW transformer/controller. And now it's back in all its glory. As only Lionel can, we have recreated the original in both spirit and form. Molded to original dimensions in classic phenolic resin, the ZW can run up to four trains at the same time on different layouts, plus accessories. The two-Engineer-type handles provide independent control of two variable voltage circuits, each with built-in whistle, direction, and bell/horn controls. Two additional accessory voltage circuits can be set by means of dial type controls to any desired voltage.

While maintaining all the best features of the original, we've also made some impressive enhancements. Two heavy-duty bell/horn buttons have been conveniently built in. And in keeping with today's higher safety and power standards, the ZW will be powered by the Lionel PowerHouse, now available in 135 watt or 190 watt versions. Up to four PowerHouse transformers can be plugged into a single ZW for a whopping 760 watts of collective power output.

**THE LIONEL ZW
POSTWAR CELEBRATION
SERIES SPECIAL EDITION**

Produced to current UL® standards, we've combined the best of the past and the future. Designed to operate any three-rail O gauge locomotive from any manufacturer, past or present, this special edition ZW is the first in a whole new family of Lionel ZW transformers and controllers designed for use with your vintage or state-of-the-art Lionel locomotives and accessories. Compare the power! Compare the value! Compare the memories!

ZW Postwar Celebration Series Special Edition Controller & Transformer Set includes one four channel ZW Controller and two PowerHouse transformers that put out 135 watts each.



(6-22982) \$299.95

At Lionel we are committed to providing our customers with superior-quality products and service. It is a commitment shared by our many Lionel Authorized Dealers and Lionel Authorized Service Centers around the country. To locate a dealer or service center near you, call 1-800-4 LIONEL (1-800-454-6635). Or, call the Lionel Customer Service Center at 810-949-4100. You can also e-mail us at LionelMI@aol.com. Our knowledgeable staff is always eager to help you fully enjoy the magical world of Lionel model trains.

ANY REPRODUCTION, TRANSMISSION, OR DISSEMINATION OF THE MATERIAL HEREIN IS STRICTLY PROHIBITED. TRADEMARKS OWNED BY LIONEL LLC ARE INDICATED THROUGHOUT THIS DOCUMENT. ITEMS DEPICTED IN THIS CATALOG ARE SUBJECT TO CHANGE IN COLOR, SIZE, DESIGN AND AVAILABILITY. RETAIL PRICES ARE SUGGESTED. SEE YOUR AUTHORIZED LIONEL DEALER FOR MORE INFORMATION.



50625 RICHARD W. BOULEVARD
CHESTERFIELD, MICHIGAN
48051-2493
UNITED STATES OF AMERICA
PHONE: 810-949-4100
E-MAIL: LIONELMI@AOL.COM
WWW.LIONEL.COM

COPYRIGHT ©1998 LIONEL L.L.C.

