



LIONEL


Accessories

Build your dream with Lionel.

Welcome to the world of Lionel Accessories, where building your dream is as easy as turning a page. If you can imagine it, chances are you can build it with Lionel. That's because only Lionel gives you such

incredible variety. No matter what you need—track, switches, animated or trackside accessories, building kits, or power and control—trust Lionel for creativity, quality, and enduring value. It's all here.

CONTENTS



Lionel O-27 track systems
pages 4 and 5



Lionel O track systems
pages 6 and 7



Traditional power
and control
pages 8 and 9

TrainMaster Command
model railroad
control system
pages 8 and 9



Trackside accessories
pages 11 through 18



Animated accessories
pages 19 through 26



Lionel O and O-27
track plans
pages 16 and 17




Building kits
pages 27
through 30





Track Systems



THE INSIDE STORY ON LIONEL TRACK

Lionel manufactures two three-rail track systems, Lionel O-27 and Lionel O. Three-rail O gauge track has its origins in the 1880s, when it was first developed by pioneering German trainbuilder Märklin. Lionel's interpretation of Märklin's design dates to the earliest days of our company. And though identical in *gauge*—the distance between the outside rails—Lionel O and O-27 track systems serve different purposes in the world of Lionel railroading.

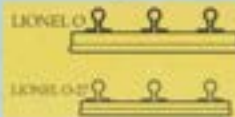
The first and most obvious is *radius*, or the "tightness" of the curve. Assemble Lionel O-27 curves into a circle and you get—that's right—a 27"-diameter circle. (More O-27 radii are available [LEFT].) If your railroad has limited space, choose the Lionel O-27 track system. Plus, Lionel O-27 is value-priced and features a variety of curves and crossovers as well as manual and remote-control switches.

Lionel O is the standard track system in the Lionel line. Built to rigid standards for a lifetime of smooth operation, Lionel O is available in a variety of radii (RIGHT), starting at 31". Lionel O has a slightly taller profile for deeper wheel flanges.

Compare the two track systems,

and you'll see the height difference. The Lionel O track system also is designed to allow for operation of virtually all Lionel

locomotives and rolling stock, including scale-proportioned pieces. Some larger Lionel locomotives and cars require the wider-radius curves of the Lionel O track system.



1020 O-27 90° CROSSOVER

Use the 90° crossover wherever two mainlines meet. Great for all kinds of intricate track plans, especially figure-8s. Measures 7 1/2" x 7 1/2". (6-65020) \$7.95



1023 O-27 45° CROSSOVER

The 45° crossover is perfect for parallel mainline crossings between switches and much more. Realistic tie detail. Measures 9 1/2" x 9 1/2". (6-65023) \$7.95



1018 1/2 O-27 1/2 STRAIGHT TRACK

Use the half-straight in tight spots on your Lionel railroad. Length 4". (6-65019) \$.99

1018 O-27 STRAIGHT TRACK

The 1018 straight—backbone of any O-27 railroad. Keep plenty around for expansion and creativity. Length 8". (6-65038) \$.99



1013 1/2 O-27 1/2 CURVED TRACK

The half-curve helps you create intricate track patterns. Length 5 1/2". (6-65014) \$.99

1013 O-27 CURVED TRACK

The O-27 standard. A complete circle forms a—you guessed it—27"-diameter circle. Eight sections to a circle. Length 9". (6-65033) \$.99

1013-42 O-27 42" WIDE-RADIUS CURVED TRACK

For more realistic curves, choose wider-radius track like our 42"-diameter variety. Twelve sections to a circle. Length 10". (6-65049) \$1.79

1013-54 O-27 54" WIDE-RADIUS CURVED TRACK

Our widest O-27 curve. The 54" creates wide, sweeping curves for the ultimate in O-27 realism. Sixteen sections form a circle. Length 14". (6-65113) \$1.79



1018-35 O-27 EXTRA-LONG STRAIGHT TRACK

Accelerate the track-laying experience and get better performance with extra-long straights. Equal to four O-27 straights. Length 35". (6-65024) \$3.78

1013-18 FIBRE PINS

Use fibre pins whenever you need electrical insulation—blocks, insulated track sections, more. One dozen. (6-65041) \$1.78

1013-17 STEEL PINS

Believe us—when you lay track, you can never have enough of these little guys around. One dozen. (6-65042) \$1.78

1018-5 O-27 INSULATED TRACK

Use the 1018-5 insulated track section to activate accessories, more. Length 8". (6-12841) \$3.78



Looking for LIONEL? Call 1-800-4-LIONEL for the retailer nearest you.



LIONEL O-27 MANUAL SWITCHES

1024R O-27 MANUAL SWITCH (RIGHT HAND)

The 1024R is the inexpensive way to add turnouts, sidings, and diversity to your Lionel O-27 empire. The straight pathway measures 8", the curved 9". (6-65022) \$19.95

1024L O-27 MANUAL SWITCH (LEFT HAND)

Just like its right-hand brother, only the 1024L throws to the left (pictured, left and right). Straight pathway measures 8", curved 9". (6-65021) \$19.95



LIONEL O-27 REMOTE-CONTROL SWITCHES

1122R O-27 REMOTE SWITCH (RIGHT HAND)

Control your trains' pathways from anywhere with Lionel 1122 switches. Includes one 1122-200 controller. The straight pathway measures 8", the curved 9". (6-65122) \$34.95

1122L O-27 REMOTE SWITCH (LEFT HAND)

Just like 1122R, only aimed to the left (pictured, right). Includes 1122-200 controller. Straight pathway measures 8", curved 9". (6-65121) \$34.95



LIONEL O-27 WIDE RADIUS REMOTE-CONTROL SWITCHES

1124R O-27 42" WIDE-RADIUS REMOTE SWITCH (RIGHT HAND)

Real-life railroads use wide-radius switches for high-speed transitions. Do the same on your Lionel empire with 1124 wide-radius switches (right-hand, pictured left). Includes one 1122-200 controller. (6-65168) \$49.95

1124L O-27 42" WIDE-RADIUS REMOTE SWITCH (LEFT HAND)

The left-hand counterpart in the 1124 set. Includes one 1122-200 controller. (6-65167) \$49.95



6029

O-27 UNCOUPLING TRACK

Virtually all Lionel locomotives and rolling stock come factory-equipped with magnetic couplers. Use the 6029 uncoupling track (top right) to open those couplers. Position the coupler's trigger disc or trigger plate over the red target, then press the control button (included). The coupler opens! Length 8". (6-65149) \$8.95

6019

O-27 REMOTE-CONTROL TRACK

Open Lionel and Lionel-compatible magnetic couplers and operate Lionel animated cars with the 6019 remote-control track (right). Just position the coupler trigger activator or animated-car plunger/activator over the red target and press UNCOUPLE or UNLOAD (as appropriate), and you're in control! Includes UCS-40 controller. Track length 8". (6-12746) \$19.95



MAINTENANCE

CTC LOCKON

The easiest, quickest way to connect your power supply to your track. (6-62900) \$2.19

CTC-W LOCKON WITH WIRES

Also easy and quick, with the extra bonus of two hookup wires. (6-62905) \$4.19

O27C-1 O-27 TRACK CLIPS

Keep your O-27 track sections together with these easy-to-use slide-on clips. Perfect for keeping temporary or floor layouts together. (6-62901) \$7.19

OC-1 O TRACK CLIPS

Just like their smaller O-27 counterparts, OC-1 track clips keep O gauge track sections together. Easy, slide-on assembly. (6-12745) \$7.19

SF SMOKE FLUID

You can never have enough smoke fluid. Put some around your railroad today. (6-62909) \$4.79

929 LUBRICATION AND MAINTENANCE

The only way to keep your Lionels in top condition. 929 includes gear lube, oil applicator, track-cleaning fluid, track-cleaning eraser, and cleaning instructions. Highly recommended. (6-62927) \$12.95

LTB-1 LIONEL TRAIN BOOK

Build your Lionel railroad the easy way with "the book." In it you'll find inside tips and tricks—as well as O gauge fundamentals—designed to make your railroad-building experience fun and pleasurable. (6-62985) \$14.95



UCS O REMOTE-CONTROL TRACK

Open Lionel and Lionel-compatible magnetic couplers and operate Lionel animated cars with the Lionel UCS remote-control track. Just position the coupler trigger activator or animated-car plunger/activator over the red target and press UNCOUPLE or UNLOAD (as appropriate). Your command is fulfilled! Includes UCS-40 controller. Length 10". (6-65530) \$24.95



OOS O 1/8" STRAIGHT TRACK

Slightly less straight track for those tight spots. Length 9". (6-65505) \$1.80



OS O STRAIGHT TRACK

The American O gauge standard for more than 80 years. Rugged, dependable. Length 10". (6-65500) \$1.80

OOC O 1/8" CURVED TRACK

A small portion of curve for intricate track plans. Length 6". (6-65504) \$1.80

OC O CURVED TRACK

Like the OS, count on the OC for years of reliable performance. Eight sections form a 31"-diameter circle. Length 10". (6-65501) \$1.80

OC-42 O 42" WIDE-RADIUS CURVED TRACK


For wider-radius curves, choose OC-42. 12 sections form a 42"-diameter circle. Length 10". (6-12925) \$2.49

OC-54 O 54" WIDE-RADIUS CURVED TRACK

Create even wider curves with OC-54s. Sixteen sections form a 54"-diameter circle. Length 10". (6-65554) \$2.50

OC-72 O 72" WIDE-RADIUS CURVED TRACK

And for truly wide, sweeping curves, trust OC-72s. The widest-radius curved track we build. Sixteen OC-72s to a 72"-diameter circle. Length 14". (6-65572) \$3.00



OSS O INSULATED TRACK

Trust the OSS when you need accurate accessory activation. One insulated outside rail. Length 10". (6-12840) \$4.50



OS-40 O EXTRA-LONG STRAIGHT TRACK

Improve tracking performance and accelerate track laying with OS-40s. Each section is 40" in length. (6-65523) \$5.95

O11-11 O FIBRE PINS

For all your O gauge insulating needs. One dozen. (6-65543) \$2.00

OC-18 O STEEL PINS

You'll want plenty of steel pins around when you're laying track. One dozen. (6-65551) \$2.00



O20 O 90° CROSSOVER

When your track plan calls for a 90° crossover, choose our O20. Built with rugged plastic and steel, the O20 is designed to withstand years of high-speed action. Size 8 1/2" square. (6-65540) \$11.85



O20X O 45° CROSSOVER

Similar to its 90° counterpart, the O20X brings 45° action to any track plan. Plastic and steel construction. Length 11 1/2". (6-65545) \$11.95



LIONEL O WIDE RADIUS REMOTE-CONTROL SWITCHES



O72R O WIDE-RADIUS REMOTE-CONTROL SWITCH (RIGHT HAND)

The classic O72 remote-control switch, for all the wide-radius locations on your Lionel railroad. Reversible lantern-switch motor assembly for flexible installation. Non-derailing feature automatically throws the switch to the correct direction when a train enters from either "leg." Lighted lanterns indicate switch position. Rugged plastic and steel construction. The straight pathway measures 14", the curved 14". TrainMaster Command-ready. Operates on track or fixed voltage. Includes one O22-200 controller. (6-65165) \$99.95

O72L O WIDE-RADIUS REMOTE-CONTROL SWITCH (LEFT HAND)

Just like O72R, only designed for left-hand installations. Identical features and dimensions. Includes one O22-200 controller. (6-65166) \$99.95



LIONEL O REMOTE-CONTROL SWITCHES

O31R O REMOTE-CONTROL SWITCH (RIGHT HAND)

The most versatile Lionel remote-control switch ever! Remote control plus optional track extensions fuse them to duplicate the classic Lionel O22 switch footprint for all kinds of installations. Non-derailing feature automatically throws the switch to the correct position whenever a train enters either switch "leg." Reversible or removable lantern housing. Manual-throw lever. Lighted lantern indicates switch position. TrainMaster Command-ready. Operates on track or fixed voltage. The straight pathway measures 8", the curved 7". Straight extension measures 1", curved 3". Includes one O31-200 controller. (6-23011) \$49.95

O31L O REMOTE-CONTROL SWITCH (LEFT HAND)

Just like O31R, only designed for left-hand installations. Identical features and dimensions. Includes one O31-200 controller. (6-23010) \$49.95



Use the extensions—or don't—depending on your track plan.

Lionel track systems let your railroad keep growing

Start small and keep on growing—that's the magic of Lionel O and O-27 track systems. No matter what size the empire, you can always add additional components quickly and easily. That's because Lionel track systems are designed with future expansion in mind. Just look at how this railroad grows into the dynamic track plan pictured here!



Like many Lionel railroads, this action-filled empire begins life as a basic oval. Add the interconnecting second

loop for more operational variety. Phase three involves the addition of yards and sidings, as well as innovative use of crossovers. The fourth phase brings more switches and sidings, as well as a large, sweeping curve to provide additional connectivity between the two primary loops. The fifth—never say final!—phase of tracklaying integrates a needed passing siding and additional storage tracks. Note the variety of O31L and O31R switch installations. If you can dream it, you can build it with Lionel O and O-27 track systems. □

For the authorized Lionel retailer nearest you, call 1-800-4-LIONEL.

TRAINmaster®

C · O · M · M · A · N · D

model railroad control system

Get everything you've ever wanted from your Lionel trains with the TrainMaster Command model railroad control system. It's like a remote-control transformer that runs *everything* on your railroad—Lionel and Lionel-compatible locomotives, animated cars and accessories, even switches—all from the palm of your hand!

Start your system with the CAB-1 remote and Command Base. Simply add these two components (the Base installs in minutes), and suddenly you unlock the power inside every Command-equipped Lionel. Enjoy total control over Command-equipped engines. Using your CAB-1, control Command-equipped Lionels *independent of other locomotives—while you're on the same track!* Enjoy high-end performance like yard-creeching speeds and special momentum effects. Experience the majesty of Rallsounds,

including MultiWhistle and MultiHorn (different each time!) and squealing brakes. All this, simply by adding a Base and CAB-1 to your existing power and control system.

For remote control over *all* your classic Lionels and Lionel-compatible locomotives, install PowerMaster. Using CAB-1, you can raise and lower track voltage by remote control—it's like having a walk-around transformer! Energize PowerMaster with your transformer or choose rugged PowerHouse, which cranks a brawny 135 watts (8 amps) of power.

Plus, you can run your *entire* railroad with the SC-1 controller. Throw switches and routes—even run select accessories—with the press of a button, from anywhere around your railroad, using CAB-1!

Unlock the potential of *your* Lionel railroad with TrainMaster Command.

BASE-1 TrainMaster® Command™ Base

Transform your railroad into a TrainMaster Command empire! Simply install a single Command Base to unlock your railroad's potential. When used with a CAB-1 remote (available separately), the Command

Base sends special digital communications around your track. This communication gives you independent control over Command-equipped Lionels and SC-1 switch controllers (each sold separately). Digital communication does not affect non-Command-equipped locomotives, rolling stock, or accessories. Installs in minutes with a one-wire connection to your transformer. Complete with wallpack. One Base required per railroad. For use on alternating current-powered railroads only. (6-12911) \$79.95



CAB-1 CAB-1™ remote

The power is in your hands with CAB-1! Enjoy independent control over Command-equipped Lionels when used with a Command Base (available separately). Control classic Lionels and Lionel-compatible locomotives by raising and lowering track voltage when used with PowerMaster (available separately). Activate Lionel switches and select Lionel animated accessories when used with SC-1 (available separately). 150' radio-frequency walkaround range. Requires four AA alkaline batteries (not included). (6-12868) \$165.95



PH-1 PowerHouse™ power supply

The high-power, fixed-voltage transformer that's designed expressly for powering Lionel trains. PowerHouse generates a continuous 135 watts (8 amps) of alternating current—plenty for just about any model railroad application (trains, accessories, and switches). Plugs instantly into PowerMaster (available separately). Includes on-off switch and circuit-breaker reset button. Listed by Underwriters Laboratories. (6-12866) \$69.95



SC-1 SC-1™ switch and accessory controller

The small digital terminal that controls big Lionel remote-control switches and select Lionel animated accessories. SC-1 works with your Command Base and CAB-1 (each available separately). Throw individual switches, or group many switches together and throw them simultaneously! Activate select Lionel accessories. Controls up to four Lionel remote-control switches and two select Lionel animated accessories. Install up to 25 SC-1s on your railroad—that's 100 switches and 50 accessories! For use on alternating current-powered railroads only. (6-12914) \$79.95

PM-1**PowerMaster™ power distribution center**

Turn any high-output power supply into a "remote-control transformer"! Enjoy walkaround control over classic Lionel and Lionel-compatible locomotives with PowerMaster. Connect to your favorite high-output power supply like PowerHouse (available separately) or a classic Lionel transformer. Then, simply turn the throttle on your CAB-1 remote (available separately) to control PowerMaster electrical output on every part of your railroad—from anywhere around the railroad! Install as many PowerMasters as your railroad requires—use for track voltage, accessory loops, and switch and lighting circuits. Up to 10 PowerMaster ID numbers available. Quick, two-wire installation.

Variable and fixed-output settings. Transformer power requires the PowerMaster power adapter cable (available separately). (6-12867) \$129.95

**BR-1****Big Red® control button**

Put everyone in charge of the fun with the Big Red control button. Plug Big Red into your CAB-1 remote (available separately). Send a command from CAB-1, then press Big Red's easy-to-use, pressure-sensitive button.

The command is instantly repeated! Duplicates all major CAB-1 button commands, including whistle/horn, bell, direction, boost and brake, and more. Great for kids of all ages, the physically challenged, and all sorts

of push-button display applications. (6-12890) \$42.00



Big Red is a registered trademark of AbleNet Inc. and is used with permission.

PAC-1 PowerMaster adapter cable

Use any AC-output transformer to supply PowerMaster with electricity. Includes an in-line 7-amp fuse. (6-12893) \$7.95

TRADITIONAL POWER AND CONTROL**PS PowerStation™-PowerHouse™ set**

New! Announcing the return of the traditional high-output transformer to the Lionel line! Choose the PowerStation-PowerHouse power and control system for all your big-power needs. Plug PowerHouse into PowerStation to give your railroad the energy it deserves—135 watts and 8 amps of alternating current. Perfect for that first "big" transformer or as a brawny replacement for aging or under-powered transformers. Classic, retro styling looks perfect in any Lionel setting. Turn the Circle-L throttle to increase track power—as power increases, the backlit powerband-sweep display progressively illuminates! Backlit LIONEL display shows power-on status at all times; light extinguishes to indicate short circuits. Contoured control buttons. Whistle/horn and bell activate all classic Lionel sound effects, all Lionel Railsounds systems, and other popular sound units. Direction button temporarily cuts track power to sequence all Lionel and Lionel-compatible reverse units. Includes variable (track) and fixed (accessory, continuous 14 volts) outputs. Set includes one PowerStation controller and one PowerHouse power supply. (6-12938) \$199.95

PG PowerGrid™-PowerHouse™ set

New! The one-stop solution for all your railroad power needs! Connect PowerHouse to PowerGrid, and you're ready to energize animated accessories, remote-control switches, lighting, and more. PowerGrid has four fixed-voltage binding-post outputs, each rated at a different continuous voltage: 10, 12, 14, and 16 volts alternating current. PowerHouse's high output (135 watts, 8 amps) means you can connect accessory circuits to each output and still have power to spare. It's that simple—just install PowerGrid and you'll never worry about accessory power again! Backlit LIONEL display shows power-on status at all times; light extinguishes to indicate short circuits. Set includes one PowerGrid power distributor and one Powerhouse power supply. (6-12939) \$149.95

**1037 40-watt power and control system**

Our basic power and control system, the 1037 includes one controller and one wallpack. Connect the two and enjoy dependable 40-watt (3 amp) variable alternating-current output. (6-12885) \$49.95





Today's LIONEL

Sara Pennington

Lionel railroading with flair

No matter how big or small, there's always something fascinating about a Lionel empire built with flair. Maybe that's what we find so compelling about the Lionel railroad of Sara Pennington of Spanaway, Washington.



Built with Lionel trains and accessories from many eras of Lionel manufacture, Sara's railroad is the combined effort of herself and her

father, Edwin. It's a layout where you'll find Lionel animated accessories next to ballasted right-of-way, Lionel trackside accessories enhanced with Sara's expert modeling skills, and rugged Lionels winding their way through a realistic and operation-oriented track plan.

Sara, 16, enjoys sharing her interest in Lionels with today's youth. As a member of a local train club, Sara and her dad often participate in public train displays, where she can answer kids' questions about operating, repairing, and modeling with Lionel trains and accessories.

"I'm a typical teenage girl," she admits. "I'm interested in boys, shoes, clothes, and everything a teenager is into. But I'm also into Lionel trains and modeling, which, as you can probably guess, isn't all that typical for most 16-year-old girls."

Sara plans to pass her interest in Lionels to the next generation of Penningtons. "Lionel trains are something the whole family can enjoy together. They never go out of style—they just get better." □





Trackside Accessories



920-2 TUNNEL PORTALS

Rock-solid—that's the feeling your tunnel entrances and exits will have when you install a set of 920-2 portals. Classic postwar styling. Set of two. Each measures 7" high x 8 1/2" wide. (6-12896) \$9.95




314 GIRDER BRIDGE

Span highways, railroad right-of-way, and natural viaducts like rivers and streams with the 314 girder bridge. You attach the plastic girders (complete with LIONEL lettering) to the stamped-metal base. Bridge length 10". (6-12730) \$9.95

920-5 ROCK PIERS



Integrate the look of rough-hewn granite to your trestles, bridge abutments, and other scenic focal points with a 920-5 rock pier. Set of two. Each pier is 5" in height. (6-12744) \$9.95



For the Authorized Lionel Service Center nearest you, call 1-800-4-LIONEL.

110 GRADUATED TRESTLE SET

Rise—and fall—to any occasion with the 110 graduated trestle set. Incremental grading for all kinds of right-of-way possibilities. At their tallest the trestles raise track to a height of 4 1/2". (6-12754) \$19.95



Today's
LIONEL

Mandy Patinkin

Lionel as personal expression

Create. Design. Refine. Redesign. And, finally, rebuild.

Like many Lionel railroads, the empire of Mandy Patinkin is being reborn. Not content with the original design, Mandy and noted model railroad builder Richard Roman are busily reworking the Patinkin family railroad. After all, Lionel railroads are simply another form of personal expression. And when it comes to someone like Mandy, you know the results will convey the creativity of the builder. (The world may know Mandy as an actor and recording artist, but we here at Lionel think of him as one of our best friends and a tireless supporter of Lionel.)

Even now, the new railroad takes shape. A refined wiring system provides increased power. Lionel ZW's toil alongside TrainMaster Command components. Even the scenery—a family activity involving Mandy, wife Kathryn, and sons Isaac and Gideon—should reach a new level of realism when construction commences.

When we first met Mandy, we knew of his fame but little of his love for Lionel. Then he recounted the stories of his childhood—trains and accessories given by his father Lester when Mandy was 9 (they still run perfectly); visiting the local hardware store in South Chicago to see Lionel trains in the window; staying up late reading Lionel catalogs under the covers with a flashlight, and much more. Suddenly we knew: no matter who a person is or where he or she comes from, we all share in the legacy that is the Lionel Experience. □



0209 BARREL SIX-PACK

Place these real-wood barrels anywhere your trains deliver freight. (6-12745) \$4.95



206 BAG O' COAL

You can never have too much Lionel artificial coal around. Great for gondola and hopper loads. (6-12732) \$3.95



89 FLAGPOLE

Perfect for town squares, office complexes, and railroad stations. Height 11". (6-12898) \$7.95





6462-25

111

6827-100

0208

0208

FREIGHT LOAD

Whenever the job calls for "freight," reach for the Lionel freight load. You get 27 pieces of interesting stuff, including boxes, barrels, and pallets. (6-12838) \$4.95



6827-100 POWER SHOVEL MODEL KIT

This easy-to-build model kit reproduces the classic Harnischfeger power shovel. Great flatcar load, too. Shovel measures 7" x 2 1/2" x 5". (6-12901) \$12.95



332 ARCH-UNDER BRIDGE

A classic in detail and function, the arch-under bridge installs easily between Lionel elevated trestle piers. Or, integrate the arch-under bridge into your own scenic environment. Measures 19 1/2" x 3 1/2" x 4 1/2". (6-12770) \$19.95

111 ELEVATED TRESTLE SET

Use Lionel elevated trestles to create realistic viaducts and other raised-grade track situations. Ten pieces per set, each 4 1/2". (6-12755) \$19.95



460-250 TRACTOR-TRAILER SET

Every Lionel railroad needs trucking industry support. Add the current model, Laimbeer Packaging (Lionel's shipping carton supplier) to your empire. Die-cast cab and trailer frame. Length 12". (6-12932) \$16.95



158

STATION PLATFORM

Place this value-priced station platform near industrial complexes or freight stations. Rugged plastic construction, the platform includes eight colorful signs. Length 12". (6-12731) \$12.95



307

RAILROAD SIGNS

These realistic signs are based on their real-life counterparts. Used by American railroads to signal train crews of approaching track and speed conditions. Set of 14 signs. (6-62180) \$5.95



6462-25

O AND O-27 GONDOLA COIL COVERS

Scaled-from-blueprints coil covers are designed to protect "coil steel" loads in your O and O-27 gauge gondolas. Set of two. (6-12844) \$9.95



9820-25 STANDARD O COIL COVERS

Just like the O and O-27 versions, only larger for use on big Standard O gondolas. Set of 2. (6-12853) \$12.95

460-275 INTERMODAL TRAILER FRAME

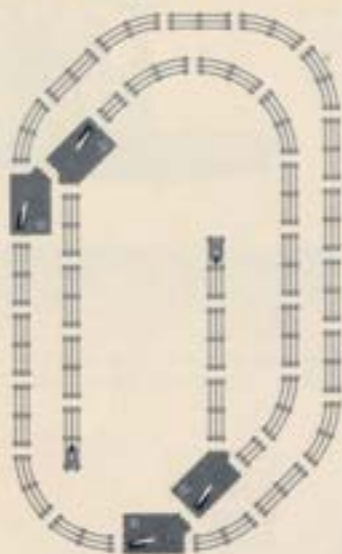
Great for intermodal yards and model trucking companies. Die-cast. (6-12852) \$7.95



For the Authorized Lionel Service Center nearest you, call 1-800-4-LIONEL.

LIONEL O and O-27 TRACK PLANS

create your railroad using these basic designs



LAYOUT ONE

20 straight tracks
12 curved tracks
2 1/2-straight tracks
3 left-hand switches
1 right-hand switch
2 bumpers

Lionel O-27 size
68" x 42" (5' 8" x 3' 6")

Lionel O size
78" x 48" (6' 6" x 4')



LAYOUT THREE

16 straight tracks
12 curved tracks
2 right-hand switches
2 left-hand switches

Lionel O-27 size
79 1/2" x 35 1/2" (6' 7 1/2" x 2' 11 1/2")

Lionel O size
91" x 41" (7' 7" x 3' 5")

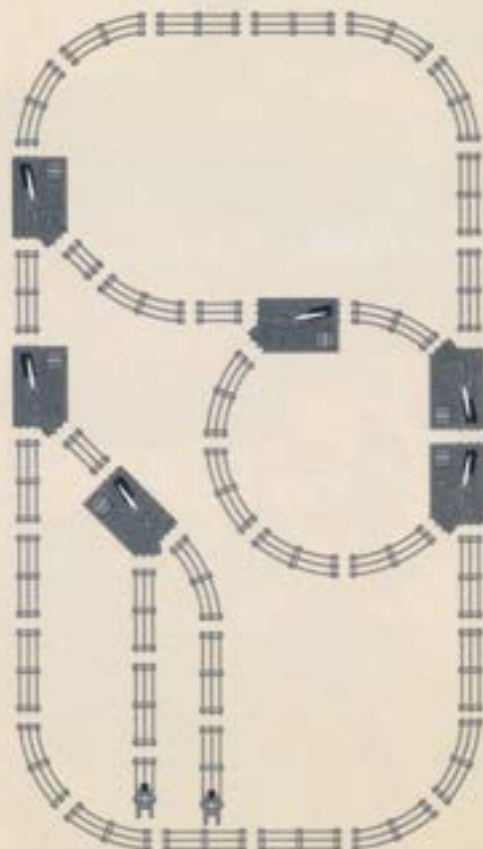


LAYOUT TWO

12 straight tracks
14 curved tracks
1 1/2-straight track
1 right-hand switch
3 left-hand switches

Lionel O-27 size
35 1/2" x 79 1/2" (2' 11 1/2" x 6' 7 1/2")

Lionel O size
41" x 91" (3' 5" x 7' 7")

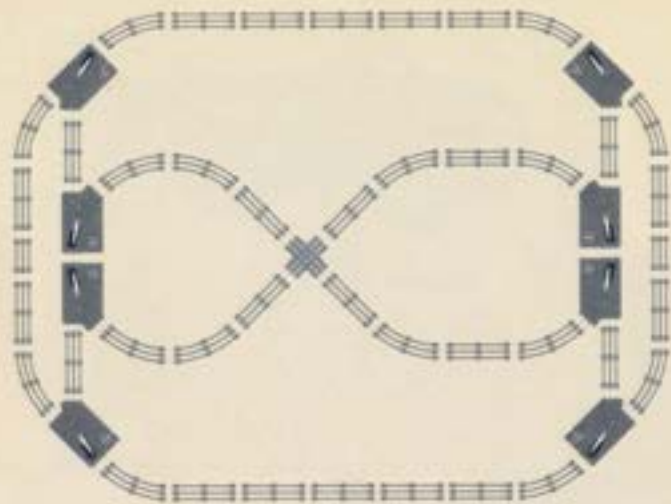


LAYOUT FOUR

16 straight tracks
15 curved tracks
4 1/2-straight tracks
2 right-hand switches
2 left-hand switches
2 bumpers

Lionel O-27 size
79 1/2" x 44 1/2" (7' 7 1/2" x 3' 8 1/2")

Lionel O size
91" x 51" (7' 7" x 4' 3")




LAYOUT FIVE

24 straight tracks
16 curved tracks
2 $\frac{3}{4}$ -straight tracks
2 right-hand switches
2 left-hand switches
1 90° crossover

Lionel O-27 size
83 $\frac{1}{2}$ " x 61 $\frac{1}{2}$ " (6' 11 $\frac{1}{2}$ " x 4' 11 $\frac{1}{2}$ ")

Lionel O size
94" x 71 $\frac{1}{2}$ " (7' 10" x 5' 11 $\frac{1}{2}$ ")

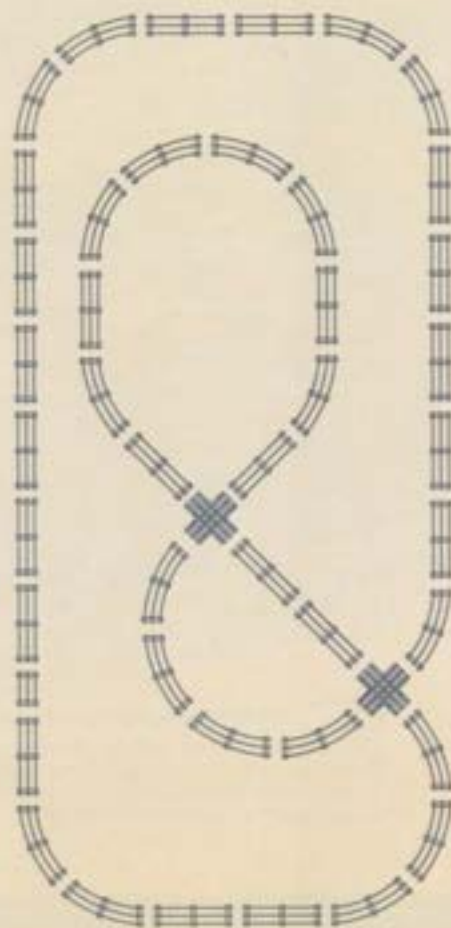


LAYOUT SIX

24 straight tracks
10 curved tracks
4 right-hand switches
2 left-hand switches
2 bumpers
1 90° crossover

Lionel O-27 size
97" x 40 $\frac{1}{2}$ " (8' 1" x 3' 4 $\frac{1}{2}$ ")

Lionel O size
111" x 46 $\frac{1}{2}$ " (9' 3" x 3' 10 $\frac{1}{2}$ ")




LAYOUT SEVEN

22 straight tracks
19 curved tracks
1 $\frac{3}{4}$ -straight track
2 90° crossovers

Lionel O-27 size
93 $\frac{1}{2}$ " x 44 $\frac{1}{2}$ " (7' 11 $\frac{1}{2}$ " x 3' 8 $\frac{1}{2}$ ")

Lionel O size
106 $\frac{1}{2}$ " x 51" (8' 10 $\frac{1}{2}$ " x 4' 3")



LAYOUT EIGHT

22 straight tracks
16 curved tracks
2 $\frac{3}{4}$ -straight tracks
2 right-hand switches
2 left-hand switches

Lionel O-27 size
88 $\frac{1}{2}$ " x 40 $\frac{1}{2}$ " (7' 4 $\frac{1}{2}$ " x 3' 4 $\frac{1}{2}$ ")

Lionel O size
101" x 46 $\frac{1}{2}$ " (8' 5" x 3' 8 $\frac{1}{2}$ ")

150 TELEPHONE POLES

Line your right-of-way with these realistic telephone poles. And at this price, you can afford to wire your entire Lionel empire to the infobahn. Set of ten. Height 7". (6-62181) \$5.95



6828-100 CRANE MODEL KIT

Check out the detail on this Harnischfeger crane. Place the crane near any construction site or in railyards where heavy loads (like die-cast sprung trucks, see right) are commonplace. Assembles in minutes. Tractor and cab are 7" long, boom 15" when extended. (6-12900) \$12.95




9550 DIE-CAST METAL SPRUNG TRUCKS

Add the realism and high performance of Lionel die-cast sprung trucks to your plastic-trucked rolling stock. Quick and easy to install, die-cast sprung trucks look like the real thing, improve tracking, and add weight. (6-12843) \$12.95



117 GRADE CROSSINGS

Help your model vehicles up and over the often-imposing profiles of O and O-27 straight track. Just lift your track and place the crossing into position. Excellent detail, too. Set of two. Each measures 8" x 3 1/2". (6-12839) \$4.95



311 CONTEMPORARY BILLBOARDS

Designed for modern settings, these snap-to-assemble billboards bring the realism of contemporary outdoor advertising to your Lionel railroad. Set of three. Each billboard measures 6 1/2" x 1 x 4 1/2". (6-12707) \$7.95

261N TRACK BUMPERS

Every end-of-line situation requires a definite terminus. Create your own instantly with the rugged and easy-to-install track bumper. Just click its feet between the outside rails of both O and O-27 track, and it's end-of-the-line time. Set of three. (6-12717) \$4.95




For the Authorized Lionel Service Center nearest you, call 1-800-4-LIONEL.



Animated Accessories





164 LOG LOADER

The ultimate log-business classic! Dump logs into the receiving bin, turn the 164 on with the controller (included), then watch the logs ride the chain conveyor up and over, landing in the dump bin. Press "unload" to complete the transfer. Illuminated. Measures 10 $\frac{1}{2}$ " x 10 $\frac{1}{2}$ " x 8 $\frac{1}{2}$ ". (6-12915) \$199.95



118 SHED WITH STEAM WHISTLE SOUND

Add the realism of the Lionel air whistle to your main line. Measures 8"x7"x3 $\frac{1}{2}$ ". (6-12737) \$49.95

154 RAILROAD CROSSING FLASHER

An icon of Lionel lineside accessories! Lights flash when train passes. Includes 153C contactor. Height 9". (6-12888) \$59.95



252 AUTO CROSSING GATE

Bring safety to grade crossings with the dependable crossing gate. Includes 153C contactor. Arm length 9 $\frac{1}{2}$ ". (6-12714) \$34.95



138 WATER TOWER

Water your Lionel steam locomotives the right way with the 138 water tower. Position your tender under the spout, then press the controller (included). The spout drops into position. Release and return to the up (or "closed") position. Heavy die-cast metal base and rugged plastic components. Measures 6 $\frac{1}{2}$ " x 6 $\frac{1}{2}$ " x 10". (6-12916) \$99.95



450 SIGNAL BRIDGE

Span two tracks of action—and keep it under control—with the 450 signal bridge. When used with two 153 contactors (included), the bridge's dual-track lights go from green to red to alert approaching trains of occupied blocks ahead. Measures 10 $\frac{1}{2}$ " x 3" x 7 $\frac{1}{2}$ ". (6-12895) \$59.95



64 GLOBE STREET LIGHTS

Create a mood along your model boulevards with a line of globe street lights. Set of three. Height 5 $\frac{1}{2}$ ". (6-12926) \$14.95





145 AUTOMATIC GATEMAN

An all-time Lionel favorite since 1950. When connected to the 153C contactor (included) or insulated track section (sold separately), the stalwart grade-crossing gateman emerges from his shanty to warn motorists of passing trains. Dependable and fun!

Measures 7" x 5 1/2" x 4 1/2"
(6-12713) \$59.95

260

DIE-CAST BUMPERS

Provide a solid stop to all your end-of-line locations with these rugged die-cast bumpers. Plus, they're illuminated with red signals too! Set of two. Each bumper measures 3" x 1 1/2" x 2".

(6-62283) \$19.95



496 SEARCHLIGHT TOWER

A natural for everything from rail yards to model playing fields to just about any setting needing additional illumination. Dual lights pivot and rotate for flexibility. Height 13 1/2".

(6-12899) \$34.95

133 ILLUMINATED STATION

A classic on the Lionel Lines since 1957, the 133 illuminated station doubles as both a freight-handling facility (with loading ramp and platform) as well as a small passenger station. Interior illumination creates a warm glow during nighttime operations.


Station measures 12 1/2" x 8" x 6". (6-12812)
\$49.95



195 FLOODLIGHT TOWER

Shed light on any situation with the 195 floodlight tower. Eight bulbs bathe nearby surroundings with brilliant incandescent light. Height 12".

(6-12759) \$34.95



For the Authorized Lionel Service Center nearest you, call 1-800-4-LIONEL.


452 SINGLE SIGNAL BRIDGE

Keep single-track operations safe and organized with the 452 signal bridge. When used with the 153C contactor (included), the 452 warns approaching trains of occupied blocks ahead. Install the 452 at yard approaches and on single-track main lines. Bridge height 7". (6-12894) \$49.95



261 ILLUMINATED BUMPERS

Easy to install and even easier to own, the 261 illuminated bumper snaps between the outside rails of both O and O-27 track. Place at all end-of-line locations. Set of two. Each measures 3" x 11" x 11". (6-12715) \$8.95



114 DIESEL HORN SHED

Loud and difficult to ignore, the 114 diesel horn shed brings the alert tones of a classic Lionel diesel horn to just about any location around your Lionel railroad. Measures 8" x 7" x 3". (6-12903) \$49.95



1045 AUTOMATIC FLAGMAN

A timeless Lionel classic! The flagman automatically raises his arm and flag-signals special orders to passing trains. Includes 153C contactor and small wood-plank stack. Measures 7" x 5 1/2" x 4 1/2". (6-12892) \$49.95

**72 HIGHWAY LIGHTS**

When your railroad calls for a modern setting like intermodal yards or contemporary highways, choose a set of highway lights. Brilliant illumination in a today package. Set of four. Height 6". (6-12804) \$14.95

**262 AUTOMATIC CROSSING GATE AND RAILROAD CROSSING SIGNAL**

Alert approaching Lionel City motorists to rail movements with the 262 gate and signal. The gate drops and lights illuminate when trains pass by. For use with a 153C contactor (included) or insulated track section (sold separately). Signal height 7 1/2". Arm height 8 1/2". Arm extends 9 1/2" in down position. (6-62162) \$49.95

**253 BLOCK TARGET SIGNAL**

If you want to keep trains apart, rely on the 253 block signal. When used with the 153C contactor (included) or insulated track section (sold separately), the 253 changes from green to red when trains move through its block. Automatically resets to green when the block clears. Signal height: 7 1/2". (6-12832) \$39.95

**148 DWARF SIGNAL**

Another example of Lionel ingenuity in the amazing array of block-control signals. The 148 goes green to red when its block is occupied. Resets to green automatically when train clears the block. Includes 153C contactor. Signal measures 1 1/2" x 1 1/2" x 2". (6-12883) \$19.95


**157 ILLUMINATED PLATFORM**

The perfect setting for passenger operations and light freight transfer business. Two frosted bulbs provide mood illumination over eight press-on platform advertisements. A Lionel classic since 1952. Platform measures 12" x 38" x 5". (6-12748) \$29.95

**58 GOOSENECK STREET LAMPS**

Instantly create history and style in any model setting by installing a set of Lionel gooseneck street lamps. Their turn-of-the-century design and brilliant illumination are perfect for any location, from passenger operations to industry. Set of two. Height 7". (6-12742) \$19.95





65 YARD LIGHT

Created especially for rail yard and industrial applications, the 65 yard light throws big light for its little size. Set of three. Lamp height 6 $\frac{1}{2}$ ". (6-12927) \$14.95

463 RAIL-TRUCK LOADING DOCK

Today's trains carry important and time-dependent commodities, so intermodal transfer needs to be quick and easy. The Lionelville Rail-Truck Transfer Depot features a O and O-27 gauge-clearance rail bay and four truck-loading bays. Press the controller and the hardy depot worker tirelessly loads and unloads vital rail commodities. Measures 10 $\frac{1}{2}$ " x 8 $\frac{1}{2}$ " x 6 $\frac{1}{2}$ ". (6-12929) \$89.95



159 AUTOMATIC OPERATING SEMAPHORE

The blade-position way to control blocks of your Lionel railroad. When trains enter the 159's block, the blade activates and remains in position until the block is cleared. Illuminated marker jewels. Signal height 8". (6-12727) \$44.95


457 OIL PUMPING STATION

Expand your Lionel City oilfield with the pumping station. Perfect for use with the 455 oil derrick, the 457 simulates the look of oilfield pumping devices. Lighted bubble tube and walking-beam pump action. Measures 9 $\frac{1}{2}$ " x 5 $\frac{1}{2}$ " x 3 $\frac{1}{2}$ ". (6-12912) \$89.95



464 ANIMATED SAWMILL

A Lionel classic! Unload logs into the dump bin, then turn the 464 on. Raw logs are drawn into the mill, saw blades whirring, then exit the mill as hewn 4 x 6 lumber! Easy reloading. Measures 16 $\frac{1}{2}$ " x 6" x 6". (6-12873) \$129.95




For the Authorized Lionel Service Center nearest you, call 1-800-4-LIONEL.

395 FLOODLIGHT TOWER

Talk about true Lionel. The 395 floodlight tower features all-metal construction, including die-cast metal floodlamps! Each lamp rotates and height-adjusts for total flexibility. Install in rail yards, industrial complexes, and any location that requires brilliant multidirectional illumination. Measures 5" x 5" x 11 1/2". (6-12886) \$59.95



395



Today's LIONEL

David Andrews

Scouts, karate, sports—and Lionel

Talk about a full schedule! David Andrews is one busy young man, mixing school, Scouting, tang soo do karate (he's a green belt), baseball, basketball, soccer, and even World War II memorabilia collecting. We wonder where this active young man has the time to fit Lionel into the program, but David says Lionel fits in perfectly.

According to his parents, David is quite the Lionel railroader. He knows Lionel Corporation numbers by heart and has built his own railroad (LEFT). Though primarily a postwar Lionel collector, David now pursues new Lionel as well. "Someday they'll be old too," he muses.

David's Lionel railroad features tons of action, both on track and off. Since accessories are a favorite, David has filled his empire with animated examples from vintage Lionel, American Flyer, and modern-era Lionel. When he's not running trains, David studies books from his extensive Lionel library. As his dad puts it, "Though he's only 10 years old, David is quite at home talking to old-time Lionel master train buffs. Sometimes he even teaches them a thing or too!"

With so many activities on his schedule, it's tough to imagine keeping everything in balance. But his dad puts it best when he says proudly, "David has been an inspiration to both myself and my wife. We could not have asked for a better boy." □

**318****TRUSS BRIDGE WITH FLASHER AND PIERS**


Create a dramatic focal point on your railroad with the 318 truss bridge. Integrate the 318 into your terrain, or use the large piers (included) with Lionel trestles for right-of-way elevation. Plus, the bridge includes a flashing top-mounted beacon to alert local aircraft. Perfect for both O and O-27 track systems. Bridge measures 26 $\frac{1}{2}$ " x 7 $\frac{1}{2}$ " x 12 $\frac{1}{2}$ ". (6-12772) \$44.95

71 CLASSIC STREET LAMPS

The quintessential Lionel street lamp. Classic postwar styling merged with brilliant illumination. The perfect finishing touch to any postwar- to modern-style setting. Set of three. Lamp height 5 $\frac{3}{4}$ ". (6-12874) \$14.95

140 BANJO SIGNAL

A grade-crossing favorite. Passing trains activate the banjo signal's wig-wag mechanism when you use a 153C contactor (included) or insulated track section (sold separately). Striking red illumination and wig-wag action combine to create an unforgettable accessory that's right for any period or setting. Signal height 7 $\frac{1}{2}$ ". (6-12709) \$44.95

**453 WINDMILL**

Wherever a power-generation or rural theme is required, turn to the Lionel windmill. When powered, the windmill blades turn while you and


room air currents decide the direction of the entire generating device. Stamped steel and plastic construction. Windmill measures 5 $\frac{1}{2}$ " x 5 $\frac{1}{2}$ " x 15 $\frac{1}{2}$ ". (6-12889) \$69.95



For the Authorized Lionel Service Center nearest you, call 1-800-4-LIONEL.



Building Kits



820K GRAIN ELEVATOR

Grain transport is a key revenue generator for railroads. Bring this profitable business to your Lionel railroad with the grain elevator building kit. Easy to assemble and full of detail and authenticity, the grain elevator is a natural for use with covered hoppers and Lionel tractor-grain transport sets. Built kit measures 16 $\frac{1}{2}$ " x 13 $\frac{1}{2}$ " x 16 $\frac{1}{2}$ ". (6-12726) \$34.95



821K FACTORY

Patterned after typical brick industrial structures of the early 20th century, the factory building kit features separate windows and terrific brick detail. Plus, it has a loading dock that's perfect for both rail sidings and truck loading. Built factory measures 14 $\frac{1}{2}$ " x 9 $\frac{1}{2}$ " x 7". (6-12905) \$39.95



822K WATCHMAN SHANTY

Place the watchman shanty at rail yard entry points, 45° and 90° crossings, and even industrial settings. A quick build with loads of detail, the shanty also includes the watchman figure. Built shanty measures 4 $\frac{1}{2}$ " x 4 $\frac{1}{2}$ " x 7". (6-12733) \$9.95

823K SHORT EXTENSION BRIDGE

Whenever your track plan calls for a brief rail span that requires heavy structural support, turn to the short extension bridge building kit. Easy to assemble, the bridge is scaled for use with a single section of Lionel O-27 straight track. Great add-on for Lionel ready-to-run train sets. Built bridge measures 10" x 4 $\frac{1}{2}$ " x 6 $\frac{1}{2}$ ". (6-62716) \$9.95

824K FREIGHT PLATFORM

Versatility is the key to this building kit. The freight platform can serve both rail and trucking. Plus, the platform is a natural for kitbashing into a retail establishment. Built platform measures 12" x 3 $\frac{1}{2}$ " x 5". (6-12773) \$19.95




825K RICO STATION

A classic Lionel building kit, Rico Station is a true-to-life re-creation of the passenger station in Rico, Colorado. Its sloping roof and evocative styling makes Rico Station a natural for just about any prototypical setting, from the east coast to the west. Built kit measures 22 $\frac{1}{2}$ " x 7 $\frac{1}{2}$ " x 9 $\frac{1}{2}$ ". (6-62709) \$39.95

826K BARREL LOADER BUILDING

It's a building kit. And it's a (self-) animated trackside accessory. Once you build the kit, you can manually load barrels into waiting gondolas with the barrel-loading figure. Built kit measures 6" x 5 $\frac{1}{2}$ " x 4 $\frac{1}{2}$ ". (6-12706) \$9.95





829K

827K WATER TOWER

Styled in the lines of classic eastern United States lineside water towers, this building kit provides an inexpensive and highly realistic answer to steam operation needs. Perfect for any lineside location. Built kit measures: 5 1/2" x 4 1/2" x 8 1/2". (6-12711) \$19.95

For the Authorized Lionel Service Center nearest you, call 1-800-4-LIONEL.



828K LOG LOADING STATION

Convert your empire's timber assets into a major revenue stream with the log loading station building kit. When assembled, you load the log loading station with plastic logs, then dump them into waiting gondolas, flatcars, and log dump cars. Built kit measures 14 1/2" x 6" x 5 1/2". (6-12774) \$9.95

829K MAINTENANCE SHED

Place this interesting structure at any end-of-line location to serve as a maintenance shed. Or, combine with other Lionel building kits like the substation and coaling station to create a major online industrial complex. Built kit measures 14 1/2" x 9 1/2" x 7". (6-12906) \$39.95



830K ELECTRICAL SUBSTATION

Traditional styling and loads of detail make the electrical substation the right choice for any small- to medium-sized lineside industry. Large windows, poseable opening doors, and a large loading dock with ramp makes the electrical substation the source for industrial energy on any Lionel railroad. Built kit measures 7 1/2" x 7 1/2" x 9". Ramp extends 6 1/2". (6-12931) \$39.95



825K

824K

826K



831K PASSENGER/FREIGHT STATION

Compact design and a high level of detail makes the passenger/freight station building kit at home just about anywhere. Classic American small-town design and quick assembly. Built station measures 12 $\frac{1}{2}$ " x 6 $\frac{1}{2}$ " x 5 $\frac{1}{2}$ ". (6-12734) \$24.95

832K LUMBER SHED

Lumber figures prominently on the Lionel Lines, and the lumber shed building kit fits this theme nicely. Position it near a 464 animated sawmill or 164 log loader, or integrate the shed with a larger wood-processing complex. Easy assembly and excellent detail. Built shed measures 6 $\frac{1}{2}$ " x 3 $\frac{1}{2}$ ". (6-12705) \$9.95

833K TRUCK LOADING DOCK

Bring the Lionel City trucking industry together with your Lionel rail operations. The truck loading dock building kit does just that—the structure adjoins track perfectly, allowing trailers easy access to the train's load. Built dock measures 10 $\frac{1}{2}$ " x 8 $\frac{1}{2}$ " x 6 $\frac{1}{2}$ ". (6-12884) \$24.95



835K

835K ENGINE HOUSE

Even rugged Lionels need rest. When your engines are off duty, place them inside this detailed engine house with opening doors. Built house measures 20 $\frac{1}{2}$ " x 6 $\frac{1}{2}$ " x 7 $\frac{1}{2}$ ". (6-12897) \$34.95

836K COALING STATION

We call it the coaling station, but it's a natural for all kinds of bulk commodities, including grain, salt, and other minerals. Run O and O-27 straight track underneath the station's overhead portion. Built station measures 13" x 9 $\frac{1}{2}$ " x 9 $\frac{1}{2}$ ". (6-12904) \$34.95

834K BARREL SHED

This small but detailed building kit goes everywhere—between tracks, in yards, at industry, even by itself in a remote location on your empire. But wherever you position the barrel shed building kit, you'll add tons of detail that's perfect for customizing. Built shed measures 4" x 3 $\frac{1}{2}$ " x 4 $\frac{1}{2}$ ". (6-12718) \$9.95



AN AMERICAN CLASSIC. Since 1900, Lionel trains and accessories have been an American tradition. And throughout it all, it's been our employees that have made it happen.

From our founding in New York City to our historic Irvington, New Jersey, plant to today's modern facility in Chesterfield, Michigan, Lionel employees have worked tirelessly to create the most prized electric trains on earth. Today we're proud that the vast majori-



ty of Lionel trains and accessories are built right here, in Chesterfield, Michigan USA, by members of the United Auto Workers Local 417. You can see and feel their Lionel pride in everything we build, no matter how big or small. That's how it's always been, from the first Lionels in 1900 to the ones we create today. Pride in design, workmanship, and marketing. That's the Lionel tradition—a tradition of American-built excellence you can count on, today and tomorrow.





Copyright © 1996 Lionel LLC.

Any reproduction, transmission, or dissemination of the material contained herein is strictly prohibited. Trademarks owned by Lionel LLC are indicated throughout the document. Items depicted in this catalog are subject to change in color, size, design, and availability. Retail prices are suggested. See your authorized Lionel retailer for more information.

Finding your local Lionel Authorized Dealer or Service Center is easy.
Just call 1-800-4-LIONEL. Or call 810-949-4100 to speak with
Lionel Service at the Detroit factory.

Litho in U.S.A.