



Lionel 2009

READY-TO-RUN CATALOG



Table of Contents

Welcome to the World of Lionel	3
Ready-to-Run O-Gauge Sets	4-33
Steam Engines	34-36
Diesel Engines	37
Operating Cars	38-39
Rolling Stock	40-43
Accessories	44-47
FasTrack® Track System	48-49
Finishing Touches	50
Ready-to-Run G-Gauge Sets	51-57
The Lionel Railroader Club	58



The following Lionel marks are used throughout this catalog and are protected under law. All rights reserved.
Lionel®, Lionelville™, Lionel Lines®, TrainSounds™

The name FasTrack® is used with permission from Pitsco, Inc.

Any reproduction, transmission, or dissemination of the material herein is strictly prohibited. Trademarks owned by Lionel L.L.C. are indicated throughout this document. Items depicted in this catalog are subject to change in price, color, size, design, and availability. Verify features on product package. Retail prices are suggested. See your Authorized Lionel Dealer for more information.

Welcome to the world of Lionel!

Model railroading has been a family tradition for generations, providing hours of fun and loads of enjoyment. In this catalog, you'll find a wide selection of products that will help you get started on this adventure of a lifetime.

Lionel's ready-to-run sets are affordable, made of the highest quality materials, and guaranteed to entertain. And we've got a lot to choose from. Traditional O-Gauge classics like our popular Pennsylvania Flyer and New York Central (with a spectacular, new 0-8-0 engine!). Familiar favorites like Thomas & Friends™, Polar Express™ and Harry Potter's™ Hogwarts Express™. You'll also find a selection of battery operated G-Gauge sets that accept traditional C batteries or operate using rechargeable battery technology.

All of the sets in this catalog come with everything you'll need to get started. They're ready to go right out of the box. Our patented FasTrack® track system is easy to snap together and enables your train to run on any floor or carpet surface. Our Lionel transformers are safe and simple to hook up. And each set comes with extras and accessories that add to the fun.

So hop on board. Let Lionel take you and your family as far as your imagination will go!

All Aboard!



Pennsylvania Flyer Freight Train

6-30089

Pennsylvania Flyer Freight Train

\$229.99

Our popular Pennsylvania Flyer Ready-to-Run Starter Set now features an 0-8-0 locomotive. With a boxcar, searchlight car, and caboose in tow, the train travels around a generous oval of FasTrack, and passes a billboard and telephone poles, which are all included. With everything you need to get started in this great hobby – trains, track, and a safe, powerful transformer – this set is guaranteed to provide you and your family with hours of fun.

Set Includes:

0-8-0 steam locomotive and tender, boxcar, searchlight car, caboose, three straight FasTrack track sections, eight curved FasTrack track sections, a FasTrack terminal section, PowerMax Transformer, smoke fluid, billboard, ten telephone poles

Locomotive Features:

- Transformer controlled forward, neutral, and reverse operation
- Air whistle in tender

- Operating headlight
- Operating coupler on rear of tender
- Powerful maintenance-free motor
- Puffing smoke unit
- Die-cast metal locomotive body with metal frame and trucks

Rolling Stock Features:

- Operating couplers
- Opening doors on boxcar
- Illuminated searchlight with adjustable position

Length: 46 ¾"

Layout dimensions: 40" x 60"

6-30096

Pennsylvania Railroad Keystone Special Deluxe

\$259.99

The same train set as the Pennsylvania Flyer Freight Train (6-30089), but with a more powerful CW-80 Transformer. It also includes six construction signs and interior illumination in the caboose.



6-30112 Eastern Freight Expansion Pack (NEW)
\$137.99

Expand your Pennsylvania or New York Central ready-to-run train set with this new pack of eastern region cars. Also includes an assortment of other items, such as track that expands your layout from 40" x 60" to 50" x 70".

Pack Includes:

- Operating log dump car
- Single dome tank car
- Ore car
- Three straight FasTrack track sections
- FasTrack uncoupling track section that activates the log dump car
- Tractor with trailer
- Railroad signs
- Lubrication and Maintenance Kit

6-30111 Pullman Passenger Expansion Pack (NEW)
\$137.99

Pullman cars were popular with so many railroads! This is an easy way to change your ready-to-run freight set to a passenger set no matter what railroad you run. Also includes an assortment of other items, such as track that expands your layout from 40" x 60" to 50" x 70". See page 9 for passenger pack image.

Pack Includes:

- Combination car
- Coach
- Observation car
- Four straight FasTrack track sections
- Classic billboard set
- Station platform
- Six milk cans

6-24229 Pennsylvania Water Tower
\$26.99

Features:

- Dimensions: 13" tall

TRADITIONAL PASSENGER CAR ADD-ONS

6-35168 Pennsylvania Coach (NEW)
\$51.99

6-35167 Pennsylvania Diner (NEW)
\$51.99

6-25199 Pennsylvania Baggage Car
\$51.99

Now you can add a coach, diner or baggage car to your train set for even more layout options and passenger service fun.

Features:

- Operating couplers – uncouple cars automatically with a remote-control or uncoupling track section (see page 49.)
- Realistic interior illumination
- Length: 11 3/4"



6-24229 Pennsylvania Water Tower

6-30112 Eastern Freight Expansion Pack (NEW)



6-35168 Pennsylvania Coach (NEW)



6-25199 Pennsylvania Baggage Car



6-35167 Pennsylvania Diner (NEW)



6-30089 Pennsylvania Flyer Freight Train



Santa Fe Freight Set

6-30091

Santa Fe Freight Set

\$269.99

With smoke pouring from the stack and the headlight ablaze, the Santa Fe 0-8-0 steam locomotive races through the West pulling a line of heavy duty freight cars. The all-new die-cast 0-8-0 locomotive by Lionel accurately depicts a classic steam engine that was popular on many railroads for both mainline and switcher duties. This handsome set also includes a boxcar, flatcar, operating log dump car, and caboose decorated in classic Santa Fe livery. Ready to run, it comes complete with a generous loop of FasTrack and a powerful CW-80 Transformer. For Santa Fe accessories, see page 28.

Set Includes:

0-8-0 steam locomotive and tender, flatcar, boxcar, log dump car, center cupola caboose, eight curve FasTrack sections, two straight FasTrack sections, one FasTrack terminal section, one FasTrack uncoupling section, powerful CW-80 Transformer

Locomotive Features:

- Transformer controlled forward, neutral, and reverse operation
- Operating steam whistle with ON/OFF switch
- Operating headlight
- Die-cast operating coupler on front of locomotive
- Operating coupler on rear of tender
- Powerful maintenance-free motor
- Puffing smoke unit
- Traction tires
- Die-cast metal locomotive body and frame

- Upgraded drive rod assembly
- Silver metal rims on wheels
- Engineer and fireman figures

Rolling Stock Features:

- Operating couplers
- Opening doors on boxcar
- Log dump car dumps logs at the touch of a button
- Includes log load and unloading bin
- Interior illumination in caboose

Length: Approx. 58"

Layout dimensions: 40" x 60"





New York Central Flyer

6-30103

New York Central Freight Train Set (NEW)

\$299.99

The New York Central Flyer barrels down the mainline with a powerful 0-8-0 steam locomotive leading the way. Equipped with an upgraded drive rod assembly, electronic steam whistle, and puffing smoke, the 0-8-0 is ready for realistic action. This colorful train set comes complete with an eye-catching string of freight cars, a large loop of FasTrack, and a powerful CW-80 Transformer.

Set Includes:

0-8-0 steam locomotive and tender, boxcar, gondola with canisters, coal dump car, cabooses, three straight FasTrack track sections, eight curved FasTrack track sections, a FasTrack terminal section, a FasTrack uncoupling section, CW-80 Transformer, smoke fluid

Locomotive Features:

- Transformer controlled forward, neutral, and reverse operation
- Operating steam whistle with ON/OFF switch
- Operating headlight
- Puffing smoke unit
- Die-cast operating coupler on front of locomotive
- Operating coupler on rear of tender
- Powerful maintenance-free motor
- Traction tires
- Die-cast metal locomotive body and frame
- Upgraded drive rod assembly
- Silver metal rims on wheels
- Engineer and fireman figures

Rolling Stock Features:

- Die-cast metal sprung trucks and operating couplers
- Opening doors on boxcar
- Four "Pacemaker" canisters on gondola
- Operating dumping bin on coal car
- Coal Load
- Interior illumination in cabooses

Length: 58"
Layout dimensions: 40" x 60"



6-30103 New York Central Freight Train Set (NEW)



6-30112
Eastern Freight Expansion Pack (NEW)
\$137.99

Expand your Pennsylvania or New York Central ready-to-run train set with this new pack of eastern region cars. Also includes an assortment of other items, such as track that expands your layout from 40" x 60" to 50" x 70". See page 5 for expansion pack image.

Pack Includes:

- Operating log dump car
- Single dome tank car
- Ore car
- Three straight FasTrack track sections
- FasTrack uncoupling track section that activates the log dump car
- Tractor with trailer
- Railroad signs
- Lubrication and Maintenance Kit

6-30111
Pullman Passenger Expansion Pack (NEW)
\$137.99

Pullman cars were popular with so many railroads! This is an easy way to change your ready-to-run freight set to a passenger set no matter what railroad you run. Also includes an assortment of other items, such as track that expands your layout from 40" x 60" to 50" x 70".

Pack Includes:

- Combination car
- Coach
- Observation car
- Four straight FasTrack track sections
- Classic billboard set
- Station platform
- Six milk cans

6-35100
New York Central Vista Dome
\$44.99

Features:

- Operating couplers – uncouple cars automatically with a remote-control or uncoupling track section (see page 49).
- Realistic interior illumination
- Length: 11 3/4"

6-24283
NYC Girder Bridge (NEW)
\$20.99

Features:

- Metal base
- Length: 10"

6-24288
NYC Blinking Light Water Tower (NEW)
\$29.99

Features:

- Blinking red light on top of tower
- Dimensions: 13 3/16" tall

6-24283 NYC Girder Bridge (NEW)



6-35100 New York Central Vista Dome



6-24288
NYC Blinking Light
Water Tower
(NEW)



6-30111 Pullman Passenger Expansion Pack (NEW)



Thomas & Friends™

6-30069

Thomas & Friends™ O-Gauge Train Set

\$189.99

Available with the PowerMax Transformer and the FasTrack track system, Thomas & Friends™ are ready for some exciting adventures on the Island of Sodor. Accompanying Thomas are his faithful coaches, Annie and Clarabel, as well as two very responsible railway workers and our favorite Controller, Sir Topham Hatt. Thomas' moving eyes ensure that your journey on everyone's #1 engine is a safe one, and the removable roofs of Annie and Clarabel allow you to load and unload your passengers.

Set Includes:

Thomas the Tank Engine™ with three interchangeable faces, Annie, Clarabel, three play figures, three straight FasTrack track sections, eight curved FasTrack track sections, a FasTrack terminal section, powerful Lionel PowerMax transformer

Features:

- Transformer controlled forward, neutral, and reverse operation
- Moving eyes on Thomas the Tank Engine™

- Electronic whistle
- Operating coupler on rear of locomotive
- Dual operating couplers on Annie and Clarabel
- Powerful maintenance-free motor
- Traction tire
- Set of three removable faces
- Removable roofs on Thomas, Annie and Clarabel
- Three play figures

Length: 21"
Layout dimensions: 40" x 60"



Set includes 3 interchangeable faces and 3 figures



©2009 Gullane (Thomas) Limited
©2009 HIT Entertainment Limited
HIT and HIT Logo are trademarks of HIT Entertainment Limited



Thomas & Friends™ Accessories

6-30035 Sodor Freight Expansion Pack \$137.99

Even more exciting cars to add to your layout. Expands layout from 40" x 60" to 50" x 70".

Pack Includes:

- Flatcar with Harold the Helicopter
- Gondola with canisters
- S.C. Ruffey
- Bobber caboose
- Four straight FasTrack track sections

6-30012 Thomas & Friends™ Expansion Pack \$137.99

Grow your Thomas layout with four freight cars. Expands layout from 40" x 60" to 50" x 70".

Pack Includes:

- Troublesome Truck I
- Troublesome Truck II
- Sodor Mining Company Hopper
- Tidmouth Milk Single Dome Tank Car
- Four straight FasTrack track sections



©2009 Gullane (Thomas) Limited
©2009 HIT Entertainment Limited
HIT and HIT Logo are trademarks
of HIT Entertainment Limited

6-14267 Sir Topham Hatt Gateman \$79.99

Sir Topham Hatt emerges from Junction Station on the Island of Sodor to watch the engines on his branch line roll by.

Features:

- Sir Topham Hatt figure with lighted lantern
- 153C Contactor included for operation with O27 and O gauge tubular track
- Also works with an insulated track section
- FasTrack compatible with accessory activator track section (sold separately). See page 49.
- If operating your layout with PowerMax Transformer, adding this accessory will require the addition of 1.8 Amp Accessory Transformer
- Fully assembled
- Dimensions: 7" x 5 3/4" x 4 3/4"

6-28900 Iron 'Arry and Iron Bert 2-pack \$239.99

These twins are ready for work down in the scrap yards and smelters sheds on the Island of Sodor. Take care that these two diesels don't get a hold of your steam engines. They would just love to break them down.

2-Pack Includes:

- Iron 'Arry (6-28898)
- Iron Bert (6-28899)

Features:

- Transformer controlled forward, neutral, and reverse operation
- Electronic horn
- Powerful maintenance-free motor
- Operating coupler on rear of locomotive
- Traction tire
- Moving eyes
- Set of three removable faces for each engine
- Each engine is individually boxed
- Length: Approx. 7 3/4" each



6-14267
Sir Topham Hatt
Gateman



6-30012 Thomas & Friends™ Expansion Pack



6-30035 Sodor Freight Expansion Pack



6-28883
Diesel
\$119.99

Diesel is ready for action on your Lionel layout. Ever scheming and stirring up trouble, devious Diesel is sure to be the center of new adventures and mishaps on the Island of Sodor.

Features:

- Transformer controlled forward, neutral, and reverse operation
- Electronic horn
- Powerful maintenance-free motor
- Operating coupler on rear of locomotive
- Traction tire
- Moving eyes
- Set of three removable faces
- Length: Approx. 7 3/4"

6-18734
James
\$119.99

With a fine scarlet coat, James is ready to hit the rails on your layout.

Features:

- Transformer controlled forward, neutral, and reverse operation
- Powerful maintenance-free motor
- Operating whistle
- Operating coupler on rear of locomotive
- Moving eyes
- Set of three removable faces
- Removable roof
- Length: Approx. 9"

6-18733
Percy
\$119.99

Percy is happy to join Thomas and his friends puffing around your layout.

Features:


- Transformer controlled forward, neutral, and reverse operation
- Powerful maintenance-free motor
- Operating whistle
- Operating coupler on rear of locomotive
- Moving eyes
- Set of three removable faces
- Removable roof
- Length: Approx. 7"

6-18741
Thomas the Tank Engine
\$119.99

This cheeky, little engine is now available for sale separately.

Features:

- Transformer controlled forward, neutral, and reverse operation
- Powerful maintenance-free motor
- Electronic whistle
- Operating coupler on rear of locomotive
- Traction tire
- Moving eyes
- Set of three removable faces
- Length: Approx. 7 3/4"



6-18741 Thomas the Tank Engine



6-18733 Percy



6-28900 Iron 'Arry and Iron Bert 2-pack



6-18734 James



6-28883 Diesel

The Polar Express™ O-Gauge

6-31960

The Polar Express™ O-Gauge

\$329.99

Now, you can own the Polar Express train featured in both the best-selling book and the hit movie. Painstakingly designed to be true to the original, this exclusive Lionel train set features a die-cast metal Berkshire steam locomotive with a larger pilot, a headlight lens cap, and a unique whistle. Behind the locomotive and tender are two lighted coach cars and an observation car that features a rounded observation platform — just like in the movie! Silhouettes in the windows depict scenes from the movie. Four main characters are included as articulated figures with turning heads, movable arms, bendable waists, and jointed knees. They can be posed and placed on areas of the locomotive, tender, and passenger cars to replicate your favorite scenes from the movie.

Set Includes:

2-8-4 Berkshire steam locomotive and tender, two passenger coaches, one passenger observation car with rounded platform, three straight FasTrack track sections, eight curved FasTrack track sections, one FasTrack terminal section, CW-80 Transformer, articulated movie characters, smoke fluid

Locomotive Features:

- Transformer controlled forward, neutral and reverse operation
- Air whistle in tender
- Operating headlight
- Operating coupler on rear of tender
- Powerful maintenance-free motor
- Two traction tires
- Puffing smoke

- Die-cast metal locomotive body and frame
- Separately applied metal handrails
- Large pilot and headlight lens shield

Passenger Cars Feature:

- Interior lighting
- Decorated drumhead on observation car
- Rounded observation platform
- Silhouettes in windows

Length: 63 3/8"

Layout Dimensions: 40" x 60"

™ & © Warner Bros. Entertainment Inc.





The Polar Express™ O-Gauge

6-36875

Polar Express Coach with Announcement
\$131.99

For even more excitement, add this passenger coach with real conductor announcements from the movie! The conductor figure, holding his lighted lantern, stands in the doorway welcoming passengers, "All aboard!"

Features:

- Interior lighting
- Silhouettes in windows
- Conductor figure in the doorway
- LED lighted conductor's lantern
- Transformer-controlled sound clip from the movie
- ON/OFF Switch
- Length: 12"

6-35130

Polar Express Disappearing Hobo Car
\$74.99

Add to the fun with this "disappearing hobo" passenger car. Flip the cut-out base tab to make the hobo appear or disappear.

Features:

- Interior lighting
- Length: 12"

6-28425

Polar Express Elf Handcar
\$97.99

Features:

- Powerful maintenance-free motor
- Traction tires
- Length: 4"

6-14273

Polar Express Add-on Figures
\$29.99

Features:

- Four articulated figures

6-24203

Polar Express Original Figures
\$29.99

This people pack is now available separately!

Features:

- Four articulated figures

6-36847

Polar Express Steam TrainSounds Tender
\$129.99

Features:

- TrainSounds sound system with steam chuffing, steam whistle, bell, squealing brakes, and operator-controlled multi-part crew dialog
- Conventional transformer control
- Operating coupler on rear of tender
- Length: 8"

POLAR EXPRESS ADD-ON CARS

6-25134

Polar Express Add-on Diner
\$69.99

6-25135

Polar Express Add-on Baggage Car
\$69.99

6-25186

Polar Express Add-on Hot Chocolate Car
\$69.99

For even more excitement, add a baggage car, a diner, and a hot chocolate car to complete your Polar Express train.

Features:

- Interior lighting
- Silhouettes in windows of diner and hot chocolate car
- Length: 12"

POLAR EXPRESS ANIMAL PACKS

Add these animal figures to your Polar Express layout and replicate your favorite scenes from the movie.

6-24251

Polar Express Caribou Animal Pack
\$26.99

Features:

- Six caribou figures

6-24252

Polar Express Wolves and Rabbits Animal Pack
\$26.99

Features:

- Three wolf figures
- Four rabbit figures



6-14273 Polar Express Add-on Figures



6-24203 Polar Express Original Figures



6-24252 Polar Express Wolves and Rabbits Animal Pack



6-24251 Polar Express Caribou Animal Pack




6-36847 Polar Express Steam TrainSounds Tender




6-28425 Polar Express Elf Handcar



6-35130 Disappearing Hobo Car




6-25135 Add-on Baggage Car



6-36875 Polar Express Coach with Announcement



6-25186 Add-on Hot Chocolate



6-25134 Add-on Diner

Harry Potter™

It's going to be a blockbuster year for Harry Potter! Coming to movie theaters this summer: Harry Potter and the Half-Blood Prince.



Hogwarts Express™ O-Gauge

7-11020

Harry Potter™ Hogwarts Express™ O Gauge \$329.99

Now you can bring the magical world of Harry Potter™ to life with the Hogwarts Express™ ready-to-run train set by Lionel! Based on the best-selling books by J.K. Rowling and Warner Bros. movies, this die-cast metal steam locomotive includes a powerful maintenance-free motor, puffing smoke, operating headlight, air whistle and more. The three passenger cars feature interior lighting and operating couplers.

Set Includes:

4-6-0 locomotive and tender, two passenger coaches, one combination car, three straight FasTrack track sections, eight curved FasTrack track sections, one FasTrack terminal section, powerful CW-80 Transformer

Locomotive Features:

- Transformer controlled forward, neutral, and reverse operation
- Air whistle in tender
- Operating headlight
- Operating coupler on rear of tender
- Powerful maintenance-free motor
- Two traction tires
- Puffing smoke
- Die-cast metal locomotive body
- Separately applied metal handrails

Passenger Cars Feature:

- Interior lighting
- Operating couplers
- Soft molded diaphragms between cars

Length: 63"

Layout Dimensions: 40" x 60"

7-11142

Hogwarts Express Add-on 2-Pack (NEW) \$119.99

Now available! Add an additional coach car and combination car to your Hogwarts Express set.

Features:

- Interior Lighting
- Operating couplers
- Soft molded diaphragms between cars
- Includes one coach car and one combination car
- Length: 15" each car



7-11142 Hogwarts Express Add-on 2-Pack (NEW)



Area 51 Alien Spaceship Recovery Set

6-30087

Area 51 Alien Spaceship Recovery Set

\$229.99

Excavated from the Groom Lake Mining District in the heart of Area 51, a top-secret train hauls a mysterious load to the carefully guarded Groom Lake military installation. High-level government officials and a select group of scientists await the arrival of the train while the guards carefully examine each car as it rolls by. Led by an industrious 0-8-0 steam locomotive, one flatcar holds two sleek spaceships. A tank car is also being hauled, which contains some unknown otherworldly substance soon to be analyzed by scientists at the military base. What other secrets are hidden in the refrigerator car, or the illuminated transfer caboose? Unlock your own imagination with this great, out-of-this-world train set!

Set Includes:

All-new 0-8-0 steam locomotive and tender, tank car with fluid, flatcar with spaceships load, wood-sided reefer, transfer caboose with illuminated interior, six alien figures, three straight FasTrack sections, eight curved FasTrack sections, a FasTrack terminal section, PowerMax Transformer

Locomotive Features:

- Transformer controlled forward, neutral, and reverse operation
- Air whistle in tender
- Operating headlight
- Operating coupler on rear of tender
- Powerful maintenance-free motor

- Traction tires
- Die-cast metal locomotive body and frame

Rolling Stock Features:

- Operating couplers
- Mysterious "alien fluid" in tank car
- Metal handrails, platform, and ladders on tank car
- Opening doors on wood-sided reefer
- Interior illumination in transfer caboose

Layout Dimensions: 40" x 60"
Length: 58 ¾"

6-37004

Area 51 Searchlight Car (NEW)

\$45.99

Protect your Area 51 train set with this searchlight car.

Features:

- Die-cast metal trucks and operating couplers
- Illuminated searchlight
- Manually adjustable light position
- Length: 11"



6-37004 Alien Searchlight Car (NEW)

6-30040
North Pole Central Freight
Expansion Pack
\$109.99

Expands your layout from 40" x 60" to 50" x 70".

Pack Includes:

- Flatcar with Santa and Mrs. Claus operating handcar
- Reefer
- Searchlight car
- Lubrication and Maintenance Kit
- Four straight FasTrack track sections

6-30039
North Pole Central Passenger
Expansion Pack
\$109.99

Change your set from freight to passenger and back with this expansion pack. Expands your layout from 40" x 60" to 50" x 70".

Pack Includes:

- Combination car
- Coach
- Observation car
- Four straight FasTrack track sections
- Station platform
- Three trees
- Five presents

6-24273
Christmas Water Tower
\$26.99

A festive accessory to add colorful fun to your holiday layout!

Features:

- Dimensions: 13" tall

6-28427
Christmas Snowplow
\$209.99

With its headlight ablaze, the Christmas Snowplow is ready to work through the night to keep the mainline clear. Painted in bright holiday colors, this decorative car features the legendary power of a genuine Pullmor motor.

Features:

- Transformer controlled forward, neutral, and reverse operation
- Powerful Pullmor motor
- Operating headlight
- Operating coupler on rear of unit
- Traction tire
- Die-cast metal frame
- Length: 7 3/4"

6-14259
Christmas People Pack
\$22.99

Populate your holiday layout with the Christmas People Pack. These detailed, hand-painted figures are made of tough pewter and stand on sturdy bases.

Features:

- Six hand-painted pewter figures
- Average height: 1 1/4"

6-14258
North Pole Passenger Station
\$59.99

Dressed in festive Christmas colors, this classic lighted passenger station is perfect for any layout.

Features:

- Lighted interior
- Dimensions: 12 1/8" x 8 1/4" x 6 1/2"



6-14259 Christmas People Pack

6-30068 North Pole Central Christmas Train Set \$249.99
 (See www.lionel.com for details.)



North Pole Central



6-28427 Christmas Snowplow



6-14258 North Pole Passenger Station



6-24273 Christmas Water Tower



6-30040 North Pole Central Freight Expansion Pack



6-30039 North Pole Central Passenger Expansion Pack

Halloween Train Set

6-30056

Halloween Train Set

\$219.99

The haunted Halloween Train leaves the station on its way to Transylvania, ready to convey all things creepy and ghoulish to ghosts and goblins everywhere. On the train, Dracula chases a mummy around a crate load of very suspicious cargo, and a boxcar with spooky sounds frightens anyone close enough to hear the uncanny shrieks and whispers coming from inside. This haunted train runs around a generous FasTrack loop with power supplied by a PowerMax Transformer.

Set Includes:

4-4-2 steam locomotive and tender, Halloween spooky sounds boxcar, Dracula and mummy animated gondola, lighted caboose, three straight FasTrack track sections, eight curved FasTrack track sections, a FasTrack terminal section, PowerMax Transformer, smoke fluid

Locomotive Features:

- Transformer controlled forward, neutral, and reverse operation
- Realistic air whistle in tender
- Operating headlight
- Operating coupler on rear of tender
- Powerful maintenance-free motor
- Traction tire
- Puffing smoke unit
- Die-cast metal locomotive body

Rolling Stock Features:

- Operating couplers
- Boxcar with spooky sounds (nine-volt battery not included)
- Dracula and mummy figures move around the animated gondola while the train is in motion

Length: 46"

Layout dimensions: 40"x 60"





6-24264 Halloween People Pack



6-24265 Trick or Treat People Pack

PEOPLE PACKS

6-24264 Halloween People Pack
\$22.99

6-24265 Trick or Treat People Pack
\$22.99

Choose from two, new people packs for your Halloween layout.

Features:

- Includes five decorated figures
- Average height: 1 ¼"

6-26604 Halloween Spooky Grave Gondola (NEW)
\$57.99

Features:

- Die-cast metal trucks and operating couplers
- Simulated skeleton bones, tombstone, and dirt load
- Length: 10"

6-16841 Halloween Gateman (NEW)
\$79.99

Beware! The Grim Repair has appeared from the flickering shed looking for a lost soul to take to the underworld. Dressed in his signature dark cloak and holding his long scythe, this Halloween gateman will leave you breathless!

Features:

- Grim Reaper figure holding scythe emerges from the structure when activated
- Flickering orange interior light when door is opened
- Halloween skull on top of cross-buck railroad sign
- 153C Contactor included for operation with O27 and O gauge tubular track
- Also works with an insulated track section
- FasTrack compatible with accessory activator track section (sold separately). See page 49.

- If operating your layout with PowerMax Transformer, adding this accessory will require the addition of 1.8 Amp Accessory Transformer
- Fully assembled
- Dimensions: 7" x 5 ¾" x 4 ¾"

6-24227 Halloween Animated Billboard
\$49.99

Features:

- Billboard automatically changes from one scene to the other
- ON/OFF switch
- Dimensions: 8" x 2 ¼" x 5"

6-24284 Halloween Girder Bridge (NEW)
\$20.99

Features:

- Metal base
- FasTrack compatible
- Length: 10"

6-26604 Halloween Spooky Grave Gondola (NEW)



6-16841 Halloween Gateman (NEW)



6-24227 Halloween Animated Billboard



6-24284 Halloween Girder Bridge (NEW)



6-30056 Halloween Train Set



MTA Long Island Rail Road

6-30114
MTA Long Island Rail Road
M-7 Commuter Set (NEW)
\$319.99

The Long Island Rail Road is the busiest commuter railroad in North America, carrying an average of 301,000 customers each weekday on 735 daily trains. Chartered on April 24, 1834, it is also the oldest railroad still operating under its original name. Throughout that time, the LIRR has been an essential component of the region's transportation infrastructure, leading to the development of the Long Island communities it serves and providing a gateway to the economic growth of the region. A subsidiary of New York State's Metropolitan Transportation Authority, the Long Island Rail Road is marking its 175th Anniversary in 2009.

Lionel celebrates this special anniversary with a brand new ready-to-run train set featuring modern M-7 electric cars, the railroad's newest commuter car fleet. Decorated in the sleek silver, black, and yellow scheme of the LIRR, this four-car multiple-unit set comes complete with transformer and a generous loop of FasTrack—everything you need to run your M-7 commuter set.

Set Includes:

M-7 powered car, three M-7 non-powered cars, three straight FasTrack track sections, eight curved FasTrack track sections, a FasTrack terminal track section, 12 signs, six figures, PowerMax Transformer

Features:

- Transformer controlled forward, neutral, and reverse operation
- Powerful maintenance-free motor on powered car
- Operating headlights and electronic horn on powered car
- Interior illumination
- Manually opening doors

Layout dimensions: 40" x 60"

TM MTA, All Rights Reserved

6-35174
MTA LIRR Add-on 2-Pack
(NEW)
\$97.99

Features:

- Includes two non-powered cars
- Interior illumination
- Manually opening doors

6-16854
MTA LIRR Blinking Billboard
(NEW)
\$29.99

Features:

- Light blinks on and off
- LIRR billboard art
- Dimensions: 5 3/4" x 7/8" x 4 1/2"

6-16855
MTA LIRR Illuminated
Station Platform (NEW)
\$36.99

Features:

- Two frosted light bulbs
- Customizable station sign
- Dimensions: 12" x 3 5/8" x 5"

6-16856
MTA LIRR Railroad
Passenger Station (NEW)
\$59.99

Dressed in new colors, this classic lighted passenger station is perfect for any O or O-27 gauge layout.

Features:

- Lighted interior
- LIRR sign on roof overhang
- Dimensions: 12 1/8" x 8 1/4" x 6 1/2"



6-16855
MTA LIRR
Illuminated Station Platform (NEW)




6-16856
MTA LIRR
Passenger Station (NEW)



6-16854
MTA LIRR
Blinking Billboard (NEW)



6-35174 MTA LIRR Add-on 2-Pack (NEW)



Alaska Steam Work Train

6-30045

Alaska Steam Work Train Set

\$269.99

The powerful Alaska 0-6-0 switcher moves along the snowy route from Anchorage to Seward, hauling its workload more than 100 miles along the frosty rails. This rugged, ice-bound consist includes a dockside switcher, flatcar with wheel and cargo load, 3-dome tank car, crane car, and work caboose.

Set Includes:

0-6-0 dockside steam locomotive, flatcar with load, 3-dome tank car, crane car, caboose with lighted interior, eight curved FasTrack track sections, three straight FasTrack track sections, a FasTrack terminal section, and a CW-80 Transformer

Locomotive Features:

- Transformer controlled forward, neutral, and reverse operation
- Electronic steam whistle
- Directional lighting, including operating headlight and operating back-up light
- Front and rear operating couplers
- Powerful maintenance-free motor with momentum flywheel
- Traction tires
- Puffing smoke unit
- Die-cast metal body and frame
- Engineer and fireman figures

Rolling Stock Features:

- Operating couplers
- Pallet and wheel load on flatcar
- Rotating cab and operating boom and hook on crane car
- Interior illumination in caboose

Length: 45 3/4"

Layout dimensions: 40" x 60"



6-30045 Alaska Steam Work Train Set



Union Pacific™ Merger Special

with TrainSounds

6-30081
Union Pacific Merger Special
\$299.99

Through the years, a series of mergers helped Union Pacific create the strongest railroad company in North America. In the 1980s the addition of Missouri Pacific doubled Union Pacific route miles, and the acquisition of Western Pacific and Katy extended service into new regions of California and Oklahoma. The Union Pacific Merger Special set tips a conductor's cap to these important railroads before the Union Pacific merger, in their original livery. Led by a rugged GP-38 in Union Pacific colors, this handsome freight set includes a Western Pacific boxcar

with a classic feather logo, a Mopac "Route of the Eagles" gondola, and an M-K-T red and cream derrick car. A Union Pacific caboose completes this special set.

Set Includes:

GP38 diesel locomotive, boxcar, gondola with canisters, operating derrick car, caboose, three straight FasTrack sections, eight curved FasTrack sections, a FasTrack terminal section, CW-80 Transformer

Locomotive Features:

- Transformer controlled forward, neutral, and reverse operation
- TrainSounds sound system with diesel engine revving, horn, bell squealing brakes, and operator-

- controlled, multi-part crew dialog
- Operating headlight
- Dual operating couplers
- Dual powerful maintenance-free motors
- Metal frame

Rolling Stock Features:

- Operating couplers
- Four removable canisters in gondola
- Manually operating boom on boom car
- Interior illumination in caboose

Length: 48 1/2"

Layout dimensions: 40" x 60"



Rio Grande Fast Freight

with TrainSounds

6-30049

Rio Grande Fast Freight

\$319.99

A powerful 2-8-4 Berkshire highballs down the high iron leading a handsome load of freight. This impressive consist includes an operating coal dump car. The Rio Grande Fast Freight is complete with a large FasTrack layout and the powerful CW-80 Transformer.

Set Includes:

2-8-4 Berkshire steam locomotive and tender, boxcar, coal dump car and tray, tank car, offset square window caboose with illuminated interior, two straight FasTrack sections, eight curved FasTrack sections, a FasTrack uncoupling section, a FasTrack terminal section, CW-80 Transformer, smoke fluid

Locomotive Features:

- Transformer controlled forward, neutral, and reverse operation
- TrainSounds sound system with steam chuffing, steam whistle, bell, squealing brakes, and operator-controlled multi-part crew dialog
- Operating headlight
- Operating coupler on rear of tender
- Powerful maintenance-free motor with momentum flywheel
- Traction tires
- Puffing smoke unit
- Die-cast metal locomotive body, frame, and trucks
- Die-cast metal tender body and trucks with a metal frame
- Engineer and fireman figures

Rolling Stock Features:

- Die-cast metal sprung trucks and operating couplers (caboose has die-cast metal trucks)
- Opening doors on boxcar
- Coal car dumps coal at the touch of a button
- Interior illumination in caboose

Length: 59 3/4"

Layout dimensions: 40"x 60"



Santa Fe El Capitan

with TrainSounds

**6-30001
Santa Fe El Capitan
with TrainSounds
\$369.99**

The classic FT diesel locomotive, equipped with realistic sounds from the TrainSounds sound system, hurtles down the "Route of the Warbonnets." Three streamlined passenger cars—two illuminated coaches and an illuminated observation car—follow the westbound locomotive. With the CW-80 Transformer and a loop of FasTrack track, you are ready to run one of the Santa Fe's best known passenger trains.

Set Includes:

FT diesel locomotive, two streamliner coach cars, one streamliner observation car, three straight FasTrack sections, eight curved FasTrack sections, a FasTrack terminal section, CW-80 Transformer

Locomotive Features:

- Transformer controlled forward, neutral, and reverse operation
- TrainSounds sound system with diesel engine revving, diesel horn, bell, squealing brakes, and operator-controlled, multi-part crew dialog
- Operating headlight
- Front operating coupler
- Dual powerful maintenance-free motors
- Traction tires
- Die-cast metal trucks, pilot, fuel tank
- Metal frame
- Lighted cab interior
- Engineer and fireman figures

Passenger Cars Feature:

- Die-cast metal trucks and operating couplers
- Authentically detailed interiors
- Interior illumination
- Flexible diaphragms between cars
- Opening doors

Length: 52 1/2"
Layout dimensions: 40" x 60"

**6-28905
Santa Fe Non-Powered FT Diesel (NEW)
\$119.99**

Features:

- Die-cast metal trucks, pilot, fuel tank
- Metal frame
- Engineer and fireman figures
- Length: 12 3/4"

**6-24220
Santa Fe Girder Bridge
\$20.99**

Features:

- Metal base
- Length: 10"

**6-24155
Blinking Light Billboard
\$20.99**

Features:

- Light blinks on and off
- Railroad billboard art
- Dimensions: 5 3/4" x 7 1/8" x 4 1/2"

**6-24287
Santa Fe Blinking Light Water Tower (NEW)
\$29.99**

Features:

- Blinking red light on top of tower
- Dimensions: 13 3/16" tall



6-24287 Blinking Light Water Tower (NEW)

6-28905 Santa Fe Non-Powered FT Diesel (NEW)



6-24220 Santa Fe Girder Bridge



6-24155 Blinking Light Billboard





American Fire & Rescue Set

6-30108

American Fire & Rescue Set (NEW)

\$399.99

Be a hero and save the day on your Lionel layout! Assist anyone in need of emergency help with your American Fire & Rescue Set made up of a variety of rescue cars, each with its own special duties. This colorful, eye-catching set features high gloss "fire truck red" decoration on each car including the powerful GP-20 diesel leading the way. Behind this rugged conventional Geep are four special emergency unit cars— a fire and rescue searchlight car to spotlight trouble, a fireman and ladder car for putting out fires and making daring high-rise rescues, an emergency command unit car with siren and command unit sounds, and a first aid caboose to tend to the injured. This set comes complete with a powerful CW-80 Transformer and 12 sections of FasTrack track. Available separately is a matching add-on American Fire & Rescue Water Tank Car.

Set Includes:

GP-20 diesel locomotive, fireman and ladder car, emergency command unit car, searchlight car, first aid caboose, eight curved FasTrack sections, three straight FasTrack sections, one FasTrack terminal section, CW-80 Transformer, smoke fluid

Locomotive Features:

- Transformer controlled forward, neutral, and reverse operation
- Electronic diesel horn
- Operating headlights
- Front and rear operating couplers
- Powerful maintenance-free motors
- Traction tires
- Interior illumination
- Engineer and fireman figures
- Metal frame and handrails

Rolling Stock Features:

- Die-cast metal trucks and operating couplers
- Fireman and ladder car includes two metal ladders, three vertical nozzles, and oscillating fireman
- Command unit car features emergency siren and sounds operated by 9 volt battery (not included) and opening doors
- Searchlight car features illuminated light with manually adjustable light position
- First aid caboose features strobe light, interior illumination, removable stretchers and oxygen tank, figure

Length: Approx. 56"
Layout dimensions: 40" x 60"

6-26600

American Fire & Rescue Water Tank Car (NEW)

\$54.99

A large supply of water is essential to any firefighting emergency unit. This special flatcar is equipped with a water tank and generator unit

FEATURES:

- Die-cast metal sprung trucks and operating couplers
- Metal handrails, platforms, and ladders
- Generator unit
- Length: 10"



6-26600 American Fire & Rescue Water Tank Car (NEW)





Lone Ranger™ Wild West Set

with TrainSounds

6-30116

Lone Ranger Wild West Set (NEW)

\$399.99

With his faithful Indian companion Tonto, the daring and resourceful masked rider of the plains led the fight for law and order in the early western United States. Nowhere in the pages of history can one find a greater champion of justice. Return with us now to those thrilling days of yesteryear. From out of the past come the thundering hoof beats of the great horse Silver! The Lone Ranger rides again!

Lionel tips its hat to this legendary icon of the American West with the new Lionel Lone Ranger Wild West Set. Starring the Lone Ranger and his faithful sidekick Tonto, this exciting set comes with everything you need to create your own Wild West adventures. Complete with track and 80-watt transformer, it also includes a General-style steam locomotive, an operating "Lone Ranger and Outlaw" car, an old-style truss rod gondola with covered box loads, and a 19th century baggage car equipped with Wild West sounds! You also get realistic figures of Lone Ranger and Tonto, along with their faithful horses Silver and Scout. The Lone Ranger rides again in this very special Wild West set. "Hi-yo, Silver, away!"

Locomotive Features:

- Transformer controlled forward, neutral, and reverse operation
- TrainSounds sound system in tender with steam chuffing, whistle, bell, and squealing brakes
- Operating headlight
- Operating coupler on rear of tender
- Maintenance-free powerful motor
- Two traction tires
- Puffing smoke unit

Rolling Stock Features:

- Die-cast archbar-style trucks with operating couplers
- Metal frame on Lone Ranger and Outlaw Car
- Lone Ranger and outlaw figures bob up and down through the roof openings
- All-new simulated wood gondola sides and ends on truss rod gondola

- Removable canvas-covered box loads on truss rod gondola
- Wild West sounds in baggage car (nine-volt battery not included)

Length: 48 1/4"

Layout Dimensions: 40" x 60"

Set Also Includes:

- Lone Ranger and Tonto figures
- Six durable plastic horse figures including "Silver" and "Scout"



TM & © Classic Media, Inc., an Ent. Rights co.



Steam Engines

0-6-0 DOCKSIDE SWITCHERS

6-38601
Lionel Lines 0-6-0 Dockside Switcher
\$109.99

6-38600
Union Pacific 0-6-0 Dockside Switcher
\$109.99

6-38630
U.S. Army 0-6-0 Dockside Switcher
\$109.99

Built of tough die-cast metal, these mighty switchers offer plenty of action in an affordable package.

Features:

- Transformer controlled forward, neutral, and reverse operation
- Electronic steam whistle
- Directional lighting with operating headlight and back-up light
- Die-cast metal locomotive body and frame
- Powerful maintenance-free motor with momentum flywheel
- Front and rear operating couplers
- Traction tires
- Puffing smoke unit
- Engineer and fireman figures
- Length: 8 ½"

4-4-2 STEAM LOCOMOTIVES

6-38664
Lionel Lines 4-4-2
\$109.99

6-38627
Great Northern 4-4-2
\$109.99

Every railroad needs a strong stable of iron horses. Built of tough die-cast metal, the classic 4-4-2 is available in Great Northern and Lionel Lines livery.

Features:

- Transformer controlled forward, neutral, and reverse operation
- Realistic air whistle in tender
- Powerful, maintenance-free motor
- Operating headlight
- Die-cast metal locomotive body and frame
- Operating coupler on rear of tender
- Traction tires
- Puffing smoke unit
- Die-cast metal tender trucks
- Metal tender frame
- Dimensions: Length: 18 ¼"

6-38651
Lionel Lines 0-8-0
\$119.99

Lionel's newest traditional steam locomotive, the 0-8-0 provides high quality at an affordable price.

Features:

- Transformer controlled forward, neutral, and reverse operation
- Air whistle in tender
- Operating headlight
- Die-cast metal locomotive body and frame
- Operating coupler on rear of tender
- Powerful maintenance-free motor
- Puffing smoke unit
- Length: 18"

6-36624
Lionel Lines Caboose
\$39.99

Features:

- Operating couplers
- Interior illumination
- Length: 7 ¼"

6-38601 Lionel Lines 0-6-0 Dockside Switcher



6-38600 Union Pacific 0-6-0 Dockside Switcher




6-38630 U.S. Army 0-6-0 Dockside Switcher



6-38664 Lionel Lines 4-4-2




6-38627 Great Northern 4-4-2



6-36624 Lionel Lines Caboose



6-38651 Lionel Lines 0-8-0



Steam Engines

continued

6-38654
Bethlehem Steel 0-4-0 Switcher
\$169.99

This die-cast metal switcher is ready for action on any layout. Push or pull rolling stock with dual operating couplers. Also includes a realistic steam whistle.

Features:

- Transformer controlled forward, neutral, and reverse operation
- Electronic steam whistle
- Powerful, maintenance-free motor
- Die-cast metal locomotive body and frame
- Traction tires
- Puffing smoke unit
- Die-cast metal tender trucks
- Die-cast metal tender frame
- Operating headlight
- Front and rear operating couplers
- Length: 15"

6-38658
General 4-4-0 with TrainSounds Tender
\$164.99

Features:

- Transformer controlled forward, neutral, and reverse operation
- TrainSounds sound system with steam chuffing, steam whistle, bell, squealing brakes, and operator-controlled multi-part crew dialog
- Powerful, maintenance-free motor
- Operating headlight
- Operating coupler on rear of tender
- Traction tires
- Puffing smoke unit
- Die-cast metal tender trucks
- Metal tender frame
- Length: 16"

6-35184
Western & Atlantic Baggage Car (NEW)
\$59.99

Features:

- Die-cast arch-bar style trucks and operating couplers
- Interior illumination
- Length: 11 1/4"

6-39480
Western & Atlantic Cannon Flatcar (NEW)
\$59.99


Features:

- Die-cast arch-bar style trucks and operating couplers
- Truss rod wire braces on flatcar
- Decorated compartment fencing on flatcar deck
- Includes load of three decorated die-cast metal cannons
- Length: 9"

6-38654 Bethlehem Steel 0-4-0 Switcher



6-38658 General 4-4-0 with TrainSounds Tender



6-35184 Western & Atlantic Baggage Car (NEW)



6-39480 Western & Atlantic Cannon Flatcar (NEW)



Diesel Engines

6-28438 **Portland Birney Trolley** **\$64.99**

Features:

- Bumper controlled forward and reverse operation
- Operating LED headlights
- Interior lighting with passenger silhouettes
- Powerful maintenance-free motor
- Traction tires
- Length: 6 3/4"

6-28444 **New Haven Handcar** **\$74.99**

Features:

- Powerful maintenance-free motor
- Traction tires
- Length: 4"

6-28884 **Pennsylvania GP-38** **\$209.99**

Features:

- Transformer controlled forward, neutral, and reverse operation
- Electronic diesel horn
- Operating headlights
- Front and rear operating couplers
- Die-cast metal trucks and fuel tank
- Powerful maintenance-free motors
- Metal frame and handrails
- Traction tires
- Interior illumination
- Engineer and fireman figures
- Length: 14"

6-18994 **Lionel Lines FA Diesel** **\$89.99**

Features:

- Transformer controlled forward, neutral, and reverse operation
- Electronic diesel horn
- Operating headlights
- Rear operating coupler
- Powerful maintenance-free motor
- Traction tires
- Interior illumination
- Length: 10 3/8"

6-28438 Portland Birney Trolley



6-28444 New Haven Handcar



6-28884 Pennsylvania GP-38



6-18994 Lionel Lines FA Diesel



Operating Cars

6-36898
Wisconsin Central Log Dump Car (NEW)
\$45.99

- Features:**
- Operating couplers
 - Dumps logs at the touch of a button (Remote control track section required)
 - Includes log load and unloading bin
 - Length: 10"

6-36888
Casper™ Aquarium Car (NEW)
\$89.99

- Features:**
- Die-cast metal trucks and operating couplers
 - Powerful maintenance free motor with ON/OFF switch
 - Interior illumination
 - Metal frame
 - Length: 10 ½"

™ & © Harvey Entertainment, an Ent. Rights co.

6-36897
Pennsylvania Power and Light Coal Dump Car (NEW)
\$45.99

- Features:**
- Operating couplers
 - Dumps coal at the touch of a button (Remote control track section required)
 - Includes coal and unloading bin
 - Length: 11"

6-36889
New Haven Derrick Car (NEW)
\$45.99

- Features:**
- Operating couplers
 - Movable boom
 - Operating winch
 - Length: 11"

6-36898 Wisconsin Central Log Dump Car (NEW)



6-36888 Casper™ Aquarium Car (NEW)



6-36897 Pennsylvania Power and Light Coal Dump Car (NEW)




6-36887 Great Western Animated Gondola



6-30034 Great Western Set



6-35185 Great Western Passenger Car 2-Pack (NEW)



6-36889 New Haven Derrick Car (NEW)



Check with your local Lionel Authorized Dealer for availability of the Great Western Set with Lincoln Logs (6-30034).

6-35185
Great Western Passenger Car 2-Pack (NEW)
\$99.99

- Features:**
- Operating couplers
 - Archbar style trucks
 - Interior illumination
 - Length: 11 ¼" each car

6-36887
Great Western Animated Gondola
\$64.99

- Features:**
- Gold miner figure chases bandit around gondola when car is in motion
 - Die-cast metal trucks and operating couplers
 - Length: 10 ½"

Rolling Stock

Traditional Freight Cars

Lionel Traditional Freight Cars are great additions to any traditionally-sized Lionel train set. Colorful and durable, these cars are available in a wide variety of road names and collectable series.

All cars on pages 40-43 feature operating couplers – uncouple cars automatically with a remote-control or uncoupling track system.

6-25077 Milwaukee Road Boxcar (NEW) \$39.99

- Features:**
- Operating doors
 - Length: 10 ½"

6-25063 Conrail Boxcar (NEW) \$39.99

- Features:**
- Operating doors
 - Length: 10 ½"

6-15024 Union Pacific Waffle Boxcar (NEW) \$39.99

- Features:**
- Operating doors
 - Length: 10 ½"

6-25064 CP Rail Hi-Cube Boxcar (NEW) \$39.99

- Features:**
- Operating doors
 - Length: 11 ¼"

6-36131 Lackawanna Woodsided Reefer (NEW) \$39.99

- Features:**
- Operating doors
 - Length: 11"

6-26391 NYC Gondola with Containers (NEW) \$39.99

- Features:**
- Two container load
 - Length: 10"

6-36128 Texas & Pacific 3-Dome Tank Car (NEW) \$39.99

- Features:**
- Metal handrails, platform, and ladders
 - Length: 10"

6-36129 British Columbia Single Dome Tank Car (NEW) \$39.99

- Features:**
- Metal handrails, platform, and ladders
 - Length: 10"

6-36889 Pennsylvania Railroad Barrel Ramp Car (NEW) \$45.99

- Features:**
- Length: 10"

6-26603 Lehigh Valley Depressed Flatcar with Reels (NEW) \$39.99

- Features:**
- Two-reel load
 - Length: 11"

6-26390 Santa Fe Flatcar with Bulkheads (NEW) \$39.99

- Features:**
- Length: 11"

6-26392 BNSF Auto Carrier (NEW) \$39.99

- Features:**
- Length: 13"

6-25077 Milwaukee Road Boxcar (NEW)



6-25063 Conrail Boxcar (NEW)




6-15024 Union Pacific Waffle Boxcar (NEW)



6-25064 CP Rail Hi-Cube Boxcar (NEW)



6-36131 Lackawanna Woodsided Reefer (NEW)




6-36889 Pennsylvania Railroad Barrel Ramp Car (NEW)



6-26391 NYC Gondola with Containers (NEW)



6-26603 Lehigh Valley Depressed Flatcar with Reels (NEW)



6-36128 Texas & Pacific 3-Dome Tank Car (NEW)



6-26390 Santa Fe Flatcar with Bulkheads (NEW)



6-36129 British Columbia Single Dome Tank Car (NEW)



6-26392 BNSF Auto Carrier (NEW)



Rolling Stock

continued

6-26418 Boston & Maine Hopper (NEW)
\$39.99

Features:
 • Length: 9 1/2"

6-26411 Lionel Lines Ore Car
\$34.99

Features:
 • Length: 7"

6-39296 UPS Centennial Boxcar #3
\$54.99

Features:
 • Die-cast metal sprung trucks
 • Metal frame
 • Opening doors
 • Length: 10 1/2"
 ©UPS, All Rights Reserved.

6-26379 Pennsylvania Railroad Gondola with Cable Reels
\$34.99

Features:
 • Two removable cable reels
 • Length: 10"

WIZARD OF OZ BOXCAR SERIES

6-39317 Wizard of Oz Boxcar #1 (NEW)
\$59.99

6-39318 Wizard of Oz Boxcar #2 (NEW)
\$59.99

MGM's adaptation of L. Frank Baum's children's story, *The Wonderful Wizard of Oz* became an instant classic in the hearts of people everywhere. Lionel now celebrates the 70th Anniversary of the original theatrical release (1939) of "The Wizard of Oz" with this new boxcar series.

Features:
 • Die-cast metal sprung trucks and operating couplers
 • Metal frame
 • Opening doors
 • Length: 10 1/2"

Wizard of Oz™ & © Turner Entertainment Co.

CLASSIC ART BOXCAR SERIES

6-29959 1952 Lionel Art Boxcar (NEW)
\$57.99

6-29960 Rock Island Railroad Art Boxcar (NEW)
\$57.99

Celebrate some of the most memorable train art ever with the Lionel Catalog Art Series and Railroad Art Series. Unforgettable Lionel catalog covers from the Postwar Era and classic railroad advertisements of the past are commemorated on these striking boxcars. This year, we are introducing the fifth cars in each of these series.

Features:
 • Die-cast metal sprung trucks
 • Metal frame
 • Opening doors
 • Length: 10 1/2"

6-26418 Boston & Maine Hopper (NEW)



6-26411 Lionel Lines Ore Car



6-39296 UPS Centennial Boxcar #3



6-26379 Pennsylvania Railroad Gondola with Cable Reels



6-39317 Wizard of Oz Boxcar #1 (NEW)



6-39318 Wizard of Oz Boxcar #2 (NEW)



6-29959 1952 Lionel Art Boxcar



6-29960 Rock Island Railroad Art Boxcar (NEW)



Cabooses

6-36622
Chesapeake & Ohio Caboose
\$39.99

6-36587
Southern Pacific Caboose
\$39.99

6-36626
Erie Caboose
\$44.99

6-36624
Lionel Lines Caboose
\$39.99

6-36623
Santa Fe Caboose
\$39.99

Features:

- Operating couplers
- Die-cast metal trucks on Erie (6-36626)
- Interior illumination
- Length: 7 1/4"

6-36622 Chesapeake & Ohio Caboose



6-36587 Southern Pacific Caboose



6-36626 Erie Caboose



6-36624 Lionel Lines Caboose



6-36623 Santa Fe Caboose



Accessories

6-14229
Crossing Shanty
\$22.99

Features:

- Lighted interior
- Hinged shutters
- Dimensions:
 2 1/4" x 2 1/2" x 3"

6-24190
Station Platform
\$19.99

Dimensions: 12" x 3 3/8" x 5"

6-14257
#133 Passenger Station
\$54.99

Features:

- Lighted interior
- Dimensions:
 12 1/8" x 8 1/4" x 6 1/2"

6-24205
Classic Billboard Set
\$10.99

Features:

- Easy assembly
- Five different railroad billboard inserts
- Set of three billboard stands
- Dimensions:
 5 3/4" x 7/8" x 3 1/4"

6-24212
Lionel Art Blinking Light Billboard
\$22.99

Features:

- Light blinks on and off
- Railroad billboard art
- Dimensions:
 5 3/4" x 7/8" x 4 1/2"

6-12927
#65 Yard Lights 3-Pack
\$19.99

Features:

- Illumination from two elevated bulbs
- Set of three
- Dimensions: 6 1/4" height

6-12896
Tunnel Portals
\$14.99

Features:

- Portals with raised Lionel lettering
- Classic Postwar styling
- Set of two
- Dimensions: 7" x 8 1/2"

6-62716
Short Extension Bridge
\$12.99

Features:

- Compatible with O-27, O, and FasTrack track systems
- Dimensions:
 10" x 4 1/4" x 6 5/8"

6-24248
Manual Crossing Gate
\$15.99

Features:

- Raise and lower gate manually
- Dimensions:
 9 1/2" gate length

6-62180
Railroad Signs
\$8.49

Set of 14 assorted railroad signs



6-24205 Classic Billboard Set



6-24212 Blinking Light Billboard



Both billboards above feature these five schemes.

6-14257 #133 Passenger Station



6-24190 Station Platform



6-12896 Tunnel Portals



6-62716 Short Extension Bridge




6-14229 Crossing Shanty



6-12927 #65 Yard Lights



6-24248 Manual Crossing Gate



6-62180 Railroad Signs

Accessories

continued

6-14091 Auto Gateman \$69.99

Features:

- Gateman emerges from his shed to warn motorists of passing trains
- 153C Contactor included for operation with O27 and O gauge tubular track
- Also works with insulated track section (sold separately)
- FasTrack compatible with accessory activator track section (sold separately). See page 49.
- Comes fully assembled
- Dimensions: 7" x 5 3/4" x 4 3/4"



6-14091 Auto Gateman



6-14199 Playground Swings

6-14199 Playground Swings \$74.99

Watch the children swing back and forth all day long. Two boys play "hide-and-go-seek" in the pipes. The compact size of the accessory offers an easy way to add animation to any size layout.

Features:

- Two children swing back and forth
- Five hand-painted figures
- Dimensions: Approx. 4 1/2" x 4 1/2" x 3"

6-16845 Two Story Bookstore (NEW) \$59.99

There's a world of reading inside the Two Story Bookstore! Wander through the rows of books until you find something that intrigues you. Relax and take advantage of the peaceful silence and comfortable chairs. And look - a staircase to the second floor allows you access to a vast collection of rare and unusual books. With so many stories at your fingertips, it is a great place in Lionelville to read the day away.

Features:

- Interior illumination
- Decorated interior
- Simulated canopy at building front
- Dimensions: Approx. 9 1/4" x 6" x 7"



6-16845 Two Story Bookstore (NEW)

LIONELVILLE PEOPLE PACKS

6-24122
Lionelville People Pack
\$22.99

6-24196
Farm People Pack
\$22.99

6-24194
Civil Servants People Pack
\$22.99

6-24197
City Accessory Pack
\$22.99

Now you can populate your Favorite Lionel operating accessories with Lionelville People Packs. The detailed, hand-painted figures are made of tough pewter, standing on sturdy bases.

Average height: 1 1/2"

6-14240
Ice Blocks Pack
\$6.29

Features:
 • For use with the Icing Station and Ice Car
 • Set of ten

6-12732
Coal Bag
\$5.99

Features:
 • Safe, simulated coal
 • Perfect load for hoppers, gondolas, and coal dump cars
 • Approx. 4 oz.

6-12745
Barrel Pack
\$6.99

Features:
 • Real wood construction
 • Set of six
 • Dimensions: 1 1/2" height

6-24148
Coal Tipple Coal Pack
\$12.99

Made specifically for use with the original Lionel Coal Tipple, this coal pack features large simulated coal with enough to fill an entire Lionel Bathtub Gondola!

Features:
 • Approx. 24 oz.



6-24122 Lionelville People Pack



6-14240 Ice Blocks Pack



6-24196 Farm People Pack



6-12732 Coal Bag



6-24194 Civil Servants People Pack



6-12745 Barrel Pack



6-24197 City Accessory Pack



6-24148 Coal Tipple Coal Pack

FasTrack®

Offering innovation, variety, ease-of-use, and a fantastic prototypical look, the FasTrack track system brings your Lionel layout to life like never before. Its flawless performance and endless flexibility make it appealing to first-timers and seasoned pros alike.

6-12028 Inner Passing Loop Add-on Track Pack \$99.99

Layout dimensions: 39 1/2" x 70 1/2"

Track pack includes:

- Two O36 Curves
- One RH Manual Switch w/Quarter Curve
- One LH Manual Switch w/Quarter Curve

6-12030 Figure 8 Add-on Track Pack \$66.99

Layout dimensions: 39 1/2" x 90 1/2"

Track pack includes:

- Four O36 Curves
- Four 5" Straights
- One 90-Degree Crossover

6-12031 Outer Passing Loop Add-on Track Pack \$114.99

Layout dimensions: 49 1/2" x 70 1/2"

Track pack includes:

- Five 10" Straights
- Two O36 Curves
- One RH Manual Switch w/Quarter Curve
- One LH Manual Switch w/Quarter Curve

6-12044 Siding Track Add-on Track Pack \$105.99

Layout dimensions: 39 1/2" x 70 1/2"

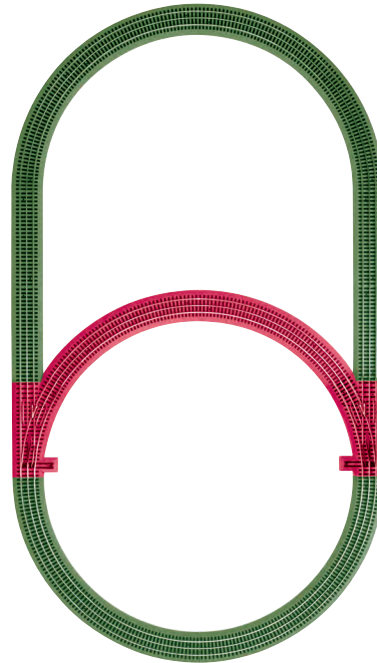
Track pack includes:

- Three 10" Straights
- One Uncoupling Track
- One Earthen Bumper
- One LH Manual Switch w/Quarter Curve


 Included with train set

 Additional track pack pieces


6-12028 Inner Passing Loop Add-on Track Pack




6-12044 Siding Track Add-on Track Pack



6-12030 Figure 8 Add-on Track Pack



6-12031 Outer Passing Loop Add-on Track Pack



Track Sections

6-12014
10" Straight Track
\$4.79

6-12032
10" Straight Track 4-pack
\$20.99

6-12024
5" Half Straight Track
\$4.59

6-12033
O36 Curved Track 4-Pack
\$20.99

Specialty Track Sections

6-12020
Uncoupling Track
\$41.99

- Central magnet is activated by remote control
- Includes a Half Straight Track section
- Length of each section: 5"

6-12054
Operating Track
\$42.99

- Central magnet and control rails are activated by remote control (included)
- Length: 10"

6-12029
Accessory Activator Pack
\$13.79

Includes one 10" Insulated section and two 5" Isolated Sections.

6-12019
90-Degree Crossover
\$22.99

- Length: 6" x 6"

6-12035
Lighted Bumper
\$29.99

- Two per package
- Length: 5"



6-12029 Accessory Activator Pack

FasTrack Switches

Bulletproof switches are the foundation of any track system. They allow you to grow and expand your layout. FasTrack switches are second to none when it comes to durability and innovative, industry-leading features. Consider the following:

- Flawless non-derailing function allows trains to keep running regardless of switch position
- Plug and play using track voltage or auxiliary power

Remote switches also feature:

- Remote switch controllers conveniently lock together for easy access
- Interchangeable number inserts allow you to instantly find the switch you want to control
- Red and green LEDs indicate switch position—no need to change light bulbs or worry about heat build up.

6-12017
O36 Manual Switch - Left Hand
\$44.99

6-12018
O36 Manual Switch - Right Hand
\$44.99

- Includes 1/4 curve to complete O36 45-Degree curve
- Length: 10" Straight, 33 3/4-Degree turnout


6-12045
O36 Remote Switch - Left Hand
\$91.99

6-12046
O36 Remote Switch - Right Hand
\$91.99


- Operating lighted signal lantern
- Includes 1/4 curve to complete O36 45-Degree curve
- Length: 10" Straight, 33 3/4-Degree turnout

For more FasTrack options, see your Lionel Authorized Dealer.


6-12014 10" Straight Track




6-12024 5" Half Straight Track



6-12033 O36 Curved Track 4-Pack




6-12020 Uncoupling Track




6-12054 Operating Track




6-12019 90-Degree Crossover




6-12035 Lighted Bumper




6-12017 O36 Manual Switch - Left Hand




6-12018 O36 Manual Switch - Right Hand



6-12045 O36 Remote Switch - Left Hand



6-12046 O36 Manual Switch - Right Hand



Finishing Touches

6-62909
Smoke Fluid
\$8.59

Designed for use with all Lionel locomotives, rolling stock, and accessories that feature smoke units.

6-62927
Lubrication/Maintenance Set
\$22.49

Includes gear lube, oil applicator, track cleaning fluid, track cleaning eraser, and cleaning instructions.

6-24200
The Lionel FasTrack Book
\$34.99


This helpful guide explains how to use the Lionel FasTrack track system with more than 100 color photos and diagrams that show how to plan and create layouts for both large and small spaces. Dozens of track plans also show a variety of ways to integrate scenery and Lionel operating accessories to create a realistic layout. From small tabletop layouts, to large floor plans, there are many track ideas for you to explore, including double-track layouts for two trains, layouts to allow reversing trains, and any number of do-it-yourself designs. This book is a must-have for any Lionel train aficionado.

6-14198
CW-80, 80 Watt Transformer
\$143.99

Enjoy operating your favorite locomotives, train sets, and accessories with the 80-Watt CW-80 Transformer. From the handsomely designed controller, reminiscent of the famous Lionel ZW, you control speed and power by raising and lowering the engineer handle. Operate your favorite features with the bell, whistle/horn, and direction buttons. On the rear of the unit, you will find a 0-18 volt variable AC output, as well as a programmable AC output for accessory operation. Simply set the accessory voltage to your desired output, and your accessory operates at that output until you turn the unit off—even when you stop the train! Perfect for train sets and small-to medium-sized layouts, the CW-80 provides the power you need to enjoy all your Lionel favorites.

6-32923
1.8 Amp Accessory Transformer
\$45.99

Power your Lionel accessories with the 1.8 Amp Accessory Transformer. This affordable power supply features variable AC voltage so you can supply the right amount of power to your accessories.



6-24200 The Lionel FasTrack Book



6-62927 Lubrication/Maintenance Set



6-62909 Smoke Fluid



6-14198 CW-80, 80 Watt Transformer



6-32923 1.8 Amp Accessory Transformer


G-Gauge

Lionel's G-Gauge battery powered sets are ready-to-run right out of the box! Track and batteries are included.

You can run these trains using conventional C batteries (included) or a 9.6 volt rechargeable battery (not included). It's your choice.

And for ease of use, these "larger scale" trains are powered by an easy-to-operate RC controller (with two AA batteries included).

Highly detailed with authentic train sounds (including bell and whistle), these "larger scale", battery operated train sets are designed perfectly for children ages four and up.



Pennsylvania Flyer G-Gauge Set

7-11140

Pennsylvania Flyer G-Gauge Set (NEW)

\$139.99

Here's a great new addition to the expanding battery-operated G Gauge line by Lionel. The Pennsylvania Flyer freight set features a realistic steam locomotive and a colorful assortment of cars that can be run on rechargeable batteries. Operate this ready to run train using a 9.6 volt rechargeable battery (not included) or use six conventional C batteries (which are included). This set also comes with an easy to operate RC remote controller (with two AA batteries included).

Set Includes:

- G Gauge steam locomotive and tender
- One gondola with crate load
- One cupola caboose
- 12 curved and 4 straight track pieces
- RC remote controller
- 6 C batteries
- 2 AA batteries

Locomotive Features:

- Highly detailed G-Gauge steam locomotive
- Authentic train sounds, including bell and whistle
- Working headlight

Freight Car Features:

- Fixed knuckle couplers

Track:

- 55" x 72" oval of G Gauge track (12 curved and 4 straight)

Remote Control Features:

- Designed for easy use
- Comes equipped with two AA batteries
- Clearly marked buttons allow train to go forward and backwards, sound the whistle, and ring the bell

G-GAUGE TRACK PACKS

7-11039

Add-on Track Pack - Straight

\$11.99

Track Pack Includes:

- Four straight track pieces
- Length: 8 1/2" each



7-11040

Add-on Track Pack - Curved

\$17.99

Track Pack Includes:

- Six curved track pieces
- Creates a half-circle



These G-Gauge track packs are compatible with all G-Gauge sets shown on pages 52-57.



The Polar Express™

G-Gauge



™ & © Warner Bros. Entertainment Inc.

7-11022
The Polar Express™ G-Gauge
\$139.99

Here's an addition to the Polar Express product line – an exquisitely crafted G-Gauge train set that can be run on rechargeable battery technology. You can operate this train using a 9.6 volt rechargeable battery (not included) or use six conventional C batteries (which are included) – it's your choice! The set also comes with an easy-to-operate RC remote controller (with two AA batteries included).

But what sets this set apart is the unmatched craftsmanship. The engine and tender have details never before seen in a G-Gauge format. The Observation car has an endearing “disappearing hobo” feature. All of this is available at an unbelievably affordable price.

Set Features:

- Locomotive
- Coal tender
- Passenger coach with two opening doors
- Observation car with “disappearing hobo” feature and opening door
- Three Polar Express figures (conductor, boy and hobo)
- Easy-to-assemble G-Gauge track (55" x 72" oval)
- Easy-to-unpack, easy-to-repack storage box
- RC remote controller
- Six C and two AA batteries

Locomotive Features:

- Highly detailed G-Gauge steam locomotive
- Authentic train sounds including authentic bell and whistle
- Working headlight

Rolling Stock Features:

- Handsomely detailed passenger coach
- Observation car with “disappearing hobo” feature
- Fixed knuckle couplers

Track

- 55" x 72" oval of G-Gauge track (12 curved and 4 straights)
- Note: Extra track also available (see page 52).

Remote Control Features:

- Designed for easy use
- Comes equipped with two AA batteries
- Clearly marked buttons allow train to go forward and backwards, sound the whistle, ring the bell, and play ‘All aboard for the Polar Express’.

EXPRESS



Harry Potter™ Hogwarts Express™ G-Gauge

It's going to be a blockbuster year for Harry Potter!
Coming to movie theaters this summer: Harry Potter
and the Half-Blood Prince.

7-11080
Harry Potter™ Hogwarts Express™ G-Gauge
\$139.99

Bring the magical world of Harry Potter™ to life with the new Hogwarts Express™ G-Gauge battery-operated train set by Lionel! Operate this ready-to-run train using a 9.6 volt rechargeable battery (not included) or use six conventional C batteries (which are included). The set also comes with an easy-to-operate RC remote controller (with two AA batteries included).

Set Includes:

- G-gauge 4-6-0 steam locomotive engine and tender
- One passenger coach
- One combination car
- 12 curved and 4 straight track pieces
- RC remote controller
- 6 C batteries
- 2 AA batteries

Locomotive Features:

- Highly detailed G-Gauge steam locomotive
- Authentic train sounds, including bell and whistle
- Working headlight

Passenger Cars Features:

- Fixed knuckle couplers

Track

- 55" x 72" oval of G-Gauge track (12 curved and 4 straights)
- Note: Extra track also available (see page 52.)

Remote Control Features:

- Designed for easy use
- Comes equipped with two AA batteries
- Clearly marked buttons allow train to go forward and backwards, sound the whistle, and ring the bell





HARRY POTTER, characters, names and related indicia are trademarks of and © Warner Bros. Entertainment Inc. Harry Potter Publishing Rights © JKR. (s09)



Club Membership

For more than 30 years, The Lionel RailRoader Club has provided its members with exclusive Lionel news, special promotions, merchandise discounts, and Lionel catalogs. This is your opportunity to join thousands of others in this legendary club.

Your annual membership includes these great club benefits:

- Quarterly issues of Inside Track featuring Lionel news, special promotions, and opportunities to purchase exclusive LRRC cars.
- Lionel and K-Line by Lionel Catalogs delivered to you right off the press, arriving just after our dealers receive them!
- Collectible, annual Club Button and LRRC membership Card.

To join online, or to print out an application, visit
www.lionel.com





At Lionel, we are committed to providing our customers with superior-quality products and service. It is a commitment shared by our many Lionel Authorized Dealers and Lionel Authorized Service Centers around the country. To locate a Dealer or Service Center near you, call 1-800-4LIONEL (1-800-454-6635). Or, call the Lionel Customer Service Center at 586-949-4100. You can also e-mail us at talktous@lionel.com or visit our website at www.lionel.com. Our knowledgeable staff is always eager to help you fully enjoy the magical world of Lionel model trains.

26750 Twenty-Three Mile Road
Chesterfield, MI 48051-1956
United States of America
Phone: 586-949-4100
E-mail: talktous@lionel.com

www.lionel.com



\$3.00

Copyright ©2009 Lionel L.L.C.