


# LIONEL 2006 TRAIN CATALOG VOLUME 2

WWW.LIONEL.COM



*Introducing*  
**TMCCII LEGACY**  
See pages 164-167



## TABLE OF CONTENTS

Welcome to the second Lionel catalog for 2006. . . . .	1
A Guide to Product Features. . . . .	2
Some Lionel Basics . . . . .	4
Happy Holidays. . . . .	6
Ready-To-Run Train Sets. . . . .	20
Thomas & Friends. . . . .	24
Ready-To-Run Train Sets. . . . .	26
NASCAR . . . . .	36
Premium Train Sets . . . . .	44
Traditional Steam Locomotives. . . . .	56
Standard O Steam Locomotives . . . . .	62
Joshua Lionel Cowen Series Allegheny. . . . .	68
Joshua Lionel Cowen Series Big Boys. . . . .	70
Traditional Diesel Locomotives . . . . .	72
Standard O Diesel Locomotives. . . . .	74
Electric Locomotives . . . . .	82
K-Line By Lionel. . . . .	84
Traditional Freight Cars . . . . .	90
Collegiate Collection . . . . .	94
Standard O Freight Cars . . . . .	96
Operating Cars . . . . .	104
Traditional Passenger Cars. . . . .	112
Standard O Passenger Cars. . . . .	118
American Flyer . . . . .	122
2007 Preview . . . . .	124
UPS®, Centennial Collection . . . . .	138
Operating Accessories. . . . .	142
Mainline Trackside Accessories . . . . .	158
Traditional Trackside Accessories . . . . .	160
TMCCII Legacy . . . . .	164
TrainMaster Command Control . . . . .	168
Power . . . . .	172
Fastrack Track System . . . . .	174
O-27, O Gauge, and Large Scale Track. . . . .	180
Miscellaneous Maintenance Accessories . . . . .	184
Lionel Railroader Club . . . . .	Inside back cover

The following Lionel marks are used throughout this catalog and are protected under law. All rights reserved.

Lionel®, TrainMaster®, Odyssey®, RailSounds®, CrewTalk™, TowerCom™, DynaChuff™, StationSounds™, Pullmor®, ElectroCoupler™, Magne-Traction®, CAB-1® Remote Controller, American Flyer®, Lionel ZW®, ZW®, MagniVision®, TMCC®, Lionelville™, Wireless Tether™, Powerhouse™, LionMaster®, PH-1 Powerhouse®, Powermaster®, Powerstation-Powerhouse®, Accessory Motor Controller™, AMC™, Accessory Switch Controller™, ASC™, Action Recorder Controller™, ARC™, Track Power Controller 300™, TPC 300™, Track Power Controller 400™, TPC 400™, Block Power Controller™, BPC™, Operating Track Controller™, OTC™, FatBoy™, Lionel Lines®, Joshua Lionel Cowen Series™, Lionel Kiddie City®, Lionel Playworld®, Lockon®, TrainSounds™, MultiHorn™, MultiWhistle™, Choo-Choo™, TMCCII™, LEGACY™

The name FasTrack® is used with permission from Pitsco, Inc.

Pitman® is a registered trademark of Pitman, a PennEngineering company

Any reproduction, transmission or dissemination of the material herein is strictly prohibited. Trademarks owned by Lionel L.L.C. are indicated throughout this document. Items depicted in this catalog are subject to change in price, color, size, design and availability. Verify features on product package. Retail prices are suggested. See your Authorized Lionel Dealer for more information.



Dear Friends,

*This catalog is especially gratifying to me because it marks the official introduction of TMCCII. Since I joined the company more than a year and a half ago, there has been much talk and anticipation surrounding the release of Lionel's revolutionary new operating system. And now, I'm happy to say, we can put all the speculation to rest. The system, as described on pages 164-167, is truly a giant step forward for our hobby. It's brilliant in its ease and simplicity of use: the brightly-lit touch screen keypad allows you to control all elements of your layout with a mere touch of the screen. At the same time, the system allows you to do more with your layouts than ever before. Each train will truly function like its "real-life" counterpart. The harder your train works, the more you'll hear, see and feel the effort! And as promised, it's totally compatible with our original TMCC – when it comes to the Lionel operating system, there is "no train left behind." I hope you'll agree with me that Neil Young and Lou Kovach's team, along with the Lionel engineers, have delivered a remarkable new operating system that will be the gold standard for years to come.*

*What's more, as you'll see when you look through this catalog, we're not only introducing the new TMCCII operating system, we're also giving you two spectacular new items to use with it. This season, we're offering the most spectacular Big Boy engine we've ever made. The detailing is exquisite, and it comes in three popular road numbers: 1941 version #4014, 1944 versions #4023 and #4023. This is without a doubt the definitive Big Boy, and one no Lionel collector will want to miss out on.*

*In addition to the Big Boy, Lionel is proud to introduce our very first subway product. To kick off our subway line, we've chosen the R-27, a train that stopped right in front of the original Lionel offices on Madison Avenue, only a couple of blocks from our new office in New York City. It's beautifully detailed, and it comes with authentic lighting details, opening doors, and real-life subway sounds – many of the features that made last year's Acela such a big step forward. (A two-car add-on pack is also available.) Again, we hope you'll agree that these subway cars raise the bar in the category and offer subway collectors and operators the product they've been waiting for.*

*The other piece of big news in this catalog is the incorporation of K-Line into our own product line. Many of you have followed the K-Line situation with keen interest, and we hope that this catalog will clarify our intention to continue making and selling a healthy selection of popular K-Line products. With the help and support of some of the key folks from K-Line, our offerings cover a number of categories — everything from track to locomotives to accessories. We promise that the incorporation of K-Line into the Lionel product line will help strengthen our hobby and will not decrease your purchasing options, still providing quality product at every price point.*

*Obviously, there's a lot to digest here, but I want to make sure these headline initiatives don't take attention away from the rest of our offerings. There are plenty of other great items we don't want you to miss. We've got the C&O George Washington Locomotive and Heavyweight cars, an elegant passenger train from the 1930's headed by an F-19 steam locomotive. There's a Postwar Celebration Series Great Northern EP-5 set – a real classic. And we're introducing two new boxcar series: one featuring classic Lionel catalog art and railroad advertising; the other being the first in our ongoing series of "College" cars. The initial offering includes the University of Michigan, Penn State, University of Alabama, University of Illinois, and University of Oklahoma.*

*As always, I want to thank you for your continuing interest and support. Rest assured, all of us at Lionel are working hard to strengthen our hobby and to provide our customers with the products and features they will enjoy for years to come.*

Best wishes,

Jerry Calabrese  
President and CEO  
Lionel Electric Trains

## A Guide to Product Features

At Lionel, we are proud to present the finest, most advanced locomotives—powerful models with tried-and-true performance and cutting-edge technology. Over the years, we have revolutionized this great hobby with advances in locomotive traction, train operation, and on-board sounds. Lionel trains feel more and more like the real railroad. Use this guide to learn about the incredible features of Lionel locomotives.

### ■ OPERATION

#### ■ Transformer Control

All Lionel locomotives—from the most sophisticated to the most basic—can be controlled by a standard transformer. Even older transformers can run our most advanced models.

#### ■ TrainMaster Command Control/TMCCII Legacy

Locomotives equipped with the incredible TrainMaster Command Control system are controlled by the commands from your CAB-1 Remote Controller, giving you the freedom to operate your trains while walking around your layout. Unlock the advanced sounds and features of your Command-equipped locomotives and, better yet, operate multiple units on the same track, at the same time! Installation is as easy as hooking up a transformer, and operation is simple to learn.

#### ■ ElectroCouplers (TrainMaster Command Control required)

Open these couplers anywhere on the layout—without uncoupling track sections. The CAB-1 Remote Controller activates the ElectroCouplers with the TrainMaster Command Control system. Also, be sure to listen for authentic sounds of the coupler in operation with the RailSounds sound system.

#### ■ Odyssey System

Heavy loads and steep grades are no problem for locomotives equipped with the Odyssey System, “cruise control” for your locomotive. Odyssey System-equipped locomotives will maintain the speed that you set. Watch your locomotive as it creeps through the yard or fights up a grade without hesitation, regardless of the long string of cars behind it.

#### ■ Wireless Tether Connection

Looking to enhance the appearance of Lionel steam locomotives, we developed the exclusive infrared Wireless Tether connection so that the locomotive and tender can communicate without cumbersome wiring between the units. Lionel steamers are the only locomotives in O gauge offering this special feature.

#### ■ Magne-Traction

Always on the cutting edge of model railroad technology, Lionel developed the Magne-Traction track gripping system in 1950. The wheels are actually magnetized, increasing track adhesion for extra traction and stability around curves. On other locomotives, Traction Tires on one or more of the powered driving wheels provide extra strength and stability for hauling long strings of cars. Traction Tires grip the rails, enhancing tractive effort for extra pulling power.

### ■ SOUND AND SMOKE

#### ■ TrainSounds

The TrainSounds sound system enhances your conventional locomotives with realistic steam chuffing or diesel RPM sounds. You also get user-activated whistle or horn, bell sounds, and crew announcements.



#### ■ RailSounds

Widely regarded as the industry standard, the impressive RailSounds sound system brings the real sounds of the railroad to your layout. From the mechanical symphony of the locomotives, to the commotion of the station, you will be impressed by the digitally recorded samples of these special and authentic sounds.

#### ■ MultiHorn/MultiWhistle

The sounds of the horn or the whistle actually change with each blast—just like the real thing. From the short, trumpet-like blasts of a diesel horn, to the breath-taking cries of the steam whistle, these familiar sounds replicate the magic of the rails.

#### ■ Braking Sounds

Press the BRAKE button on your TMCC CAB-1 Remote Controller or rapidly decrease your throttle and listen for the screeching of your locomotive's brakes.

#### ■ Start-up and Shut-down

Fire up your locomotive just like the real thing! Listen as the diesel engine turns over or the steam locomotive comes to life. You will also hear the sounds of the giant locomotive gradually fade away when you turn off power.

#### ■ Steam Let-off/Blow-off

(TrainMaster Command Control required)

At the press of a button, your steam locomotive will replicate the sound of hot steam being released from the cylinders.

#### ■ Diesel RPM

Throttle up your locomotive and listen as the locomotive's RPMs increase. While the RPM sounds automatically intensify with the speed of the engine and the power supplied to the track, you can also fine-tune the levels with your CAB-1 Remote Controller.

#### ■ DynaChuff

A favorite feature among steam fans, DynaChuff is the varying intensity of the locomotive's chuffing, synchronized with the speed of the locomotive.

#### ■ CrewTalk Communication

(TrainMaster Command Control required)

This is radio communication inside your locomotive, caboose, and other cars. Operate several CrewTalk-equipped locomotives with CrewTalk-equipped rolling stock, and you will find that these messages are sequenced to sound as though personnel stationed at different parts of the train are radioing each other.

#### ■ TowerCom Announcements

(TrainMaster Command Control required)

“1361, you're clear for departure.” Locomotives equipped with TowerCom feature a specialized announcement or announcements from the tower to your locomotive. Many TowerCom announcements include your locomotive's road name and number.



## ▪ StationSounds

Listen to the sounds of the busy platform! With a StationSounds-equipped passenger car, you will hear the station's loudspeaker announce arrivals and departures. En route, the conductor makes dining reservations and station stop announcements. Some cars even feature the "clickety-clack" of the train's wheels speeding along the track.

## ▪ Smoke

From the wafts of diesel exhaust to the heavy smoke columns that erupt from steam locomotive stacks, many Lionel locomotives feature operating smoke generators. Fan-driven smoke units provide a steady flow of smoke, and puffing smoke units create short blasts of smoke as the locomotive moves along the track. For the most realistic smoke effects, synchronized smoke units coordinate the blasts of smoke with the revolutions of the drivers and the DynaChuff sounds of the locomotive.

## ■ ILLUMINATION

### ▪ Directional Lighting

Most TrainMaster Command Control diesel locomotives and steam locomotives feature directional lighting. Operate a TMCC-equipped diesel in forward, and the headlight illuminates the mainline. In reverse, the headlight shuts off, and the rear headlight or the headlight of a second diesel (in a multi-unit lash-up) turns on. For TMCC-equipped steam locomotives, the headlight remains on in both forward and reverse operation. In reverse, the tender back-up light (if present) will shine.

### ▪ Classification Lights and Marker Lights

Classification lights are located on the boiler front or top of some steam locomotives, while marker lights are on the rear of some steam locomotive tenders. These lights are also located on the ends of some diesel locomotives.

### ▪ Lighted Number Boards

Brightly illuminated, the locomotive's unique road number is displayed on the boiler top of some steam locomotives and on the ends of some diesel locomotives.

### ▪ Strobe Light

This flashing warning light is located on the cab roof of some diesel locomotives.

### ▪ Ditch Lights

These low-mounted lights serve as close-range secondary headlights on some diesel locomotives.

### ▪ Glowing Firebox and Flickering Firebox

A red glow steadily emanates from the firehole inside of the cab of Lionel steam locomotives equipped with the glowing firebox. Steam locomotives equipped with a flickering firebox create the illusion of a live fire "flickering" within.

### ▪ Variable Ashpan Glow

Start up a Lionel steam locomotive equipped with this feature and look for a red glow on the outside of the locomotive between the ashpan and firebox. As speed increases, the light grows brighter, simulating the increased draft onto the fire.

## Feature Icons

As you journey through this catalog, look for the icons that represent your favorite Lionel features. The Odyssey System for speed control, TrainMaster Command Control—all of the best innovations are included. At a glance, you'll know how each locomotive is outfitted. You can't miss your favorite features with these specialized icons!



Odyssey System



TrainMaster Command Control



RailSounds



Magne-Traction



ElectroCouplers




Wireless Tether



# Welcome Aboard!

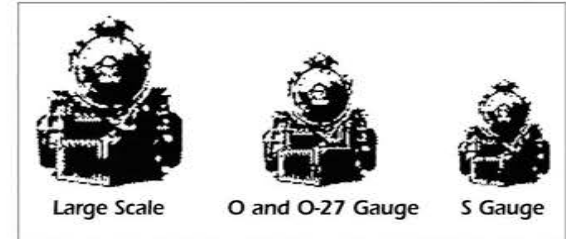
***"No childhood should be without a train."*** A motto from our past that we at Lionel believe still rings true today. Beginning with a Lionel train set, this hobby provides the flexibility of a construction set, the action of an electronic game, and a character all its own. As witnessed from the guide on pages 2-3, many Lionel products do contain some very high-tech features. However, rather than remain stuck in front of a two-dimensional screen, young and old model railroaders alike can create a three-dimensional miniature world of their very own. As many seasoned model railroaders will attest, a railroad is never done—there is always more to build, add, or modify. With more variety than ever before, there are Lionel products to suit every budget. As we have for over 100 years, Lionel will be there for every step of your family's lifelong journey down the rails.



## SOME LIONEL BASICS

### Gauge vs. scale

The above two terms often confuse beginning model railroaders. Gauge refers to the distance between the outside rails of the track. The standard gauge for most real railroads is 4'-8 1/2". Lionel FasTrack, O gauge and O-27 track measures 1 1/4" between the outer rails. Scale measures the relationship between a model and the real thing. The "scale" of Lionel track translates to about 1/4" to the foot or 1:48 scale. Most Lionel products also measure about 1:48 scale. This relationship is approximate for Lionel Traditional and as exact as possible for Lionel Standard O. Some other Lionel products are Large Scale and S gauge.




### Minimum Curve

This measurement is very useful in purchasing track, locomotives, and rolling stock that are compatible with one another. For example, assemble O-72 curved track into a circle and you will have a 72" diameter layout. Assemble O-31 curved track into a circle, and you will have a layout 31" in diameter. A locomotive with a Minimum Curve requirement of O-31 will run on a layout with O-72 curves, but a locomotive with a Minimum Curve requirement of O-72 will not run on a layout with O-31 curves. For more information on easy layout planning, see *The Lionel Train Book* found on page 140.

	Gauge	Curve	Diameter
A	O	O72	72" Diameter
B	O	O54	54" Diameter
C	FasTrack	O36	36" Diameter
D	Regular O	O31	31" Diameter
E	Regular O27	O27	27" Diameter

**Recommended Minimum Curve:** Lionel locomotives and rolling stock are thoroughly tested to determine their Minimum Curve requirement. In some cases, a Lionel car or locomotive may be able to easily negotiate most, but not all, possible track configurations for that Minimum Curve. For these products, a Recommended Minimum Curve is also given. This larger measurement allows for all combinations of Lionel track and switches.



Visit [www.lionel.com](http://www.lionel.com) for more tips on getting started in the greatest hobby in the world!



### Traditional vs. Standard O

Lionel O gauge locomotives and rolling stock are divided into two basic categories—Traditional and Standard O. Both categories are O gauge and can be run together if Minimum Curve requirements allow. Generally, the difference is a matter of size and consistent proportions. Traditional locomotives are sized for Traditional Rolling Stock, and Standard O locomotives are sized for Standard O rolling stock. Some other distinguishing features of each category are listed below.

#### Lionel Traditional

- ✓ Based on classic Lionel designs
- ✓ Approximate scale proportions
- ✓ Perfect additions to Lionel ready-to-run train sets

#### Lionel Standard O

- ✓ Accurate reproductions of rolling stock and locomotives
- ✓ Scale proportions
- ✓ Super-detailed with many separately applied parts



*The fun begins with a Lionel ready-to-run train set.  
So get ready to start your adventure  
and Welcome Aboard!*

### Create special memories with a new Lionel ready-to-run train set!

Each Lionel ready-to-run train set includes the FasTrack track system, and most come equipped with the powerful CW-80 Transformer.

Featuring engraved ballast and painted track ties, the realistically detailed base of each FasTrack track section provides extra stability on all sorts of surfaces, including the living room carpet. Each piece is easy to connect and disconnect, offering a positive, secure connection every time.

**FasTrack**®


The CW-80 Transformer provides 80 watts of power in a compact package that is reminiscent of the legendary ZW Transformer. The CW-80 Transformer has programmable accessory output, allowing voltage levels for accessories to be set independently of track power. No need to worry about blown lightbulbs!



**ADJUSTABLE  
ACCESSORY  
OUTPUT**

### Lionel FasTrack Runs Circles Around the Competition

A generous 40" x 60" oval of FasTrack with O-36 curves is included in most Lionel ready-to-run train sets, dwarfing the competition's small circle layout.



HAPPY HOLIDAYS

# THE LIONEL *Holiday Tradition* EXPRESS


**COMING  
ATTRACTIONS!**

Each year Lionel will add another fully animated train car that will provide new holiday fun year after year!

An homage to the classic Lionel train sets, the fully animated Lionel Holiday Tradition Express is ready for a festive adventure this holiday season. Leading the way, the locomotive features bright Christmas lights, true-to-life train chuffing and steam whistles, and two of your favorite holiday tunes. Just behind the tender, the animated bell car is powered by two elves who crank the handles, swinging the bells into action. The animated work caboose carries Santa's bag, and Santa stands waving at the rear of the train. With five separate animations, the Lionel Holiday Tradition Express is the train set your family will proudly display for years to come.



Introducing the round-the-tree Christmas train that only Lionel could make!



Shoveling coal for naughty children







Comes in a handsome, easy-to-carry, self-storing box.

**SET FEATURES:**

- Locomotive and tender
- Bell car
- Work caboose
- Remote control
- Easy-to-assemble G-gauge, "snow-covered" track
- Easy-to-unpack; easy to repack storage box

**LOCOMOTIVE FEATURES:**

- G-gauge steam locomotive inspired by classic Lionel trains of the past
- Realistic start-up and shutdown sequences
- Chuffing, whistle, and bell sounds
- Draped in festive holiday garland
- Dotted with bright holiday lights
- Press one button and the train plays two Christmas tunes; press another and hear Santa say "Ho Ho Ho! Merry Christmas!"
- Animated elves shovel coal for "naughty kids" on the tender

**REMOTE CONTROL FEATURES:**

- Eight infrared buttons allow you to stop and start the train, go forward and backward, sound the whistle, ring the bells, play the music, and hear Santa's holiday greeting

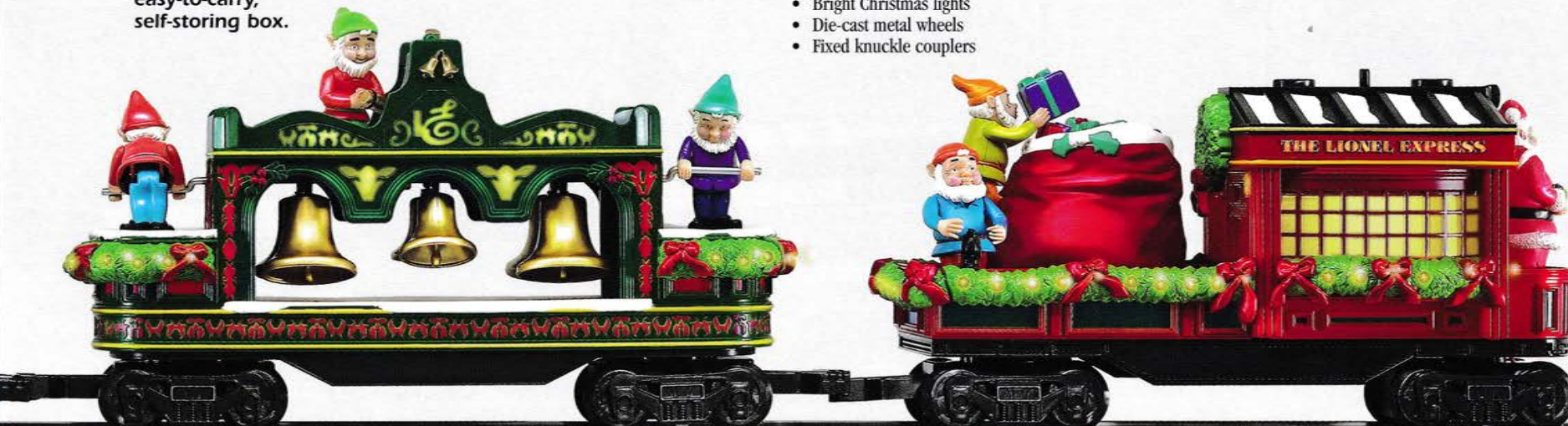
**TRACK AND TRANSFORMER:**

- Runs off a DC transformer
- Large, easy-to-assemble G-gauge
- 16 pieces of track, 12 curved and 4 straight
- Covered in "snow" for the holiday season (Track can be configured as a 52"-diameter circular track, or by adding four pieces of straight track, which are included, you can create either a 65"-diameter rounded track or a large oblong track. Perfect for any size Christmas tree!)

(7-11000) \$279.99

**ROLLING STOCK FEATURES:**

- Animated elves rotate cranks, bells swing back and forth on the bell car
- Animated elves pack Santa's bag full of presents for "nice kids"
- Animated Santa waves at the rear of the lighted caboose
- Bright Christmas lights
- Die-cast metal wheels
- Fixed knuckle couplers



Cranking handles to "ring" the bells



Holding a mallet to strike the swinging bell



Stacking one more gift in Santa's bag



Santa waves at the rear of the train



THE LIONEL CHRISTMAS TRAIN THAT WILL BE PASSED DOWN FOR GENERATIONS TO COME!

SAVE \$40.00  
ON THIS  
EXPANSION PACK!



NORTH POLE  
**CENTRAL**  
LINES

(6-30020) North Pole Central Christmas Train \$219.99

BOXCAR  
PLAYS  
12 CAROLS!

# 2006 NORTH POLE CENTRAL

(6-30039) North Pole Central Passenger Expansion Pack \$109.99



**OPERATING HANDCAR!**

(6-30040) North Pole Central Freight Expansion Pack \$109.99



## North Pole Central Passenger Expansion Pack

Change your set from freight to passenger and back with this expansion pack. The North Pole Central Flyer Passenger Expansion Pack is a \$150 value for only \$109.99. See the breakdown below!

### PACK INCLUDES:

- Combination car \$39.99
- Coach \$39.99
- Observation car \$39.99
- Four straight FasTrack track sections \$15.56
- Station platform \$14.99
- Three trees
- Five presents
- Expands layout from 40" x 60" to 50" by 70"

Total Retail Value: \$150.00

**YOURS FOR ONLY: \$109.99**

A savings of: \$40.00

## North Pole Central Freight Expansion Pack

Add to your holiday layout at tremendous savings with the North Pole Central Freight Expansion Pack. This Expansion Pack is a \$186.00 value for only \$109.99. See the breakdown below!

### PACK INCLUDES:

- Flatcar with Santa and Mrs. Claus operating handcar \$89.99
- Reefer \$29.99
- Searchlight car \$34.99
- Lubrication and Maintenance Kit \$16.29
- Three trees
- Four straight FasTrack track sections \$15.56
- Expands layout from 40" x 60" to 50" by 70"

Total Retail Value: \$186.00

**YOURS FOR ONLY: \$109.99**

A savings of: \$76.00

## North Pole Central Christmas Train

The North Pole Central Christmas Train departs from the snowy arctic, bringing holiday cheer to all points south. On board the train, an elf chases a reindeer around a crate load, and the boxcar plays 12 Christmas carols. This festive train runs around a generous FasTrack loop with power supplied by a mighty CW-80 Transformer.

### SET INCLUDES:

- 4-4-2 steam locomotive and tender, Christmas music boxcar, elf and reindeer animated gondola, lighted caboose, three straight FasTrack track sections, eight curved FasTrack track sections, a FasTrack terminal section, CW-80 Transformer, smoke fluid

### LOCOMOTIVE FEATURES:

- Transformer controlled forward, neutral, and reverse operation
- Realistic air whistle in tender
- Operating headlight
- Operating coupler on rear of tender
- Powerful maintenance-free motor
- Traction tire
- Puffing smoke unit
- Die-cast metal locomotive body

### ROLLING STOCK FEATURES:

- Operating couplers
- Musical boxcar plays 12 of your favorite Christmas carols (nine-volt battery not included)
- Elf and reindeer figures move around the animated gondola while the train is in motion
- Minimum Curve: O-27
- Length: 46"
- Layout dimensions: 40" x 60"

# THE POLAR EXPRESS™

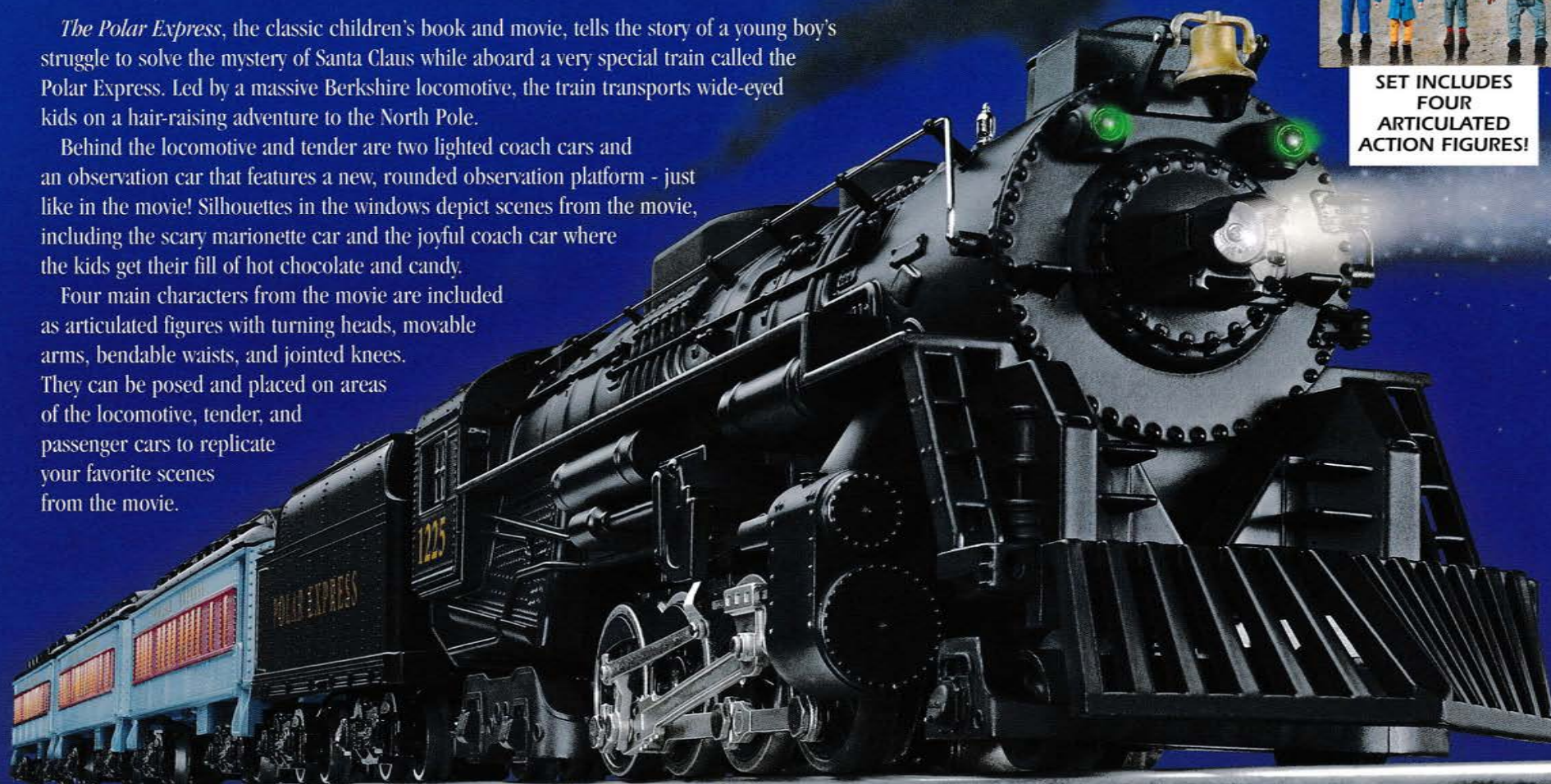
*The Polar Express*, the classic children's book and movie, tells the story of a young boy's struggle to solve the mystery of Santa Claus while aboard a very special train called the Polar Express. Led by a massive Berkshire locomotive, the train transports wide-eyed kids on a hair-raising adventure to the North Pole.

Behind the locomotive and tender are two lighted coach cars and an observation car that features a new, rounded observation platform - just like in the movie! Silhouettes in the windows depict scenes from the movie, including the scary marionette car and the joyful coach car where the kids get their fill of hot chocolate and candy.

Four main characters from the movie are included as articulated figures with turning heads, movable arms, bendable waists, and jointed knees. They can be posed and placed on areas of the locomotive, tender, and passenger cars to replicate your favorite scenes from the movie.



SET INCLUDES  
FOUR  
ARTICULATED  
ACTION FIGURES!



**SET INCLUDES:**

- 2-8-4 Berkshire steam locomotive and tender, two passenger coaches, one passenger observation car with rounded platform, three straight FasTrack track sections, eight curved FasTrack track sections, one FasTrack terminal section, CW-80 Transformer, articulated movie characters, smoke fluid

**LOCOMOTIVE FEATURES:**

- Transformer controlled forward, neutral, and reverse operation
- Air whistle in tender
- Operating headlight
- Operating coupler on rear of tender
- Powerful maintenance-free motor
- Two traction tires
- Puffing smoke
- Die-cast metal locomotive body and frame
- Separately applied metal handrails
- All-new pilot and headlight lens shield

**PASSENGER CARS FEATURE:**

- Interior lighting
- Decorated drumhead on observation car
- All-new, rounded observation platform
- Silhouettes in windows
- Minimum Curve: 0-27
- Length: 63 3/8"
- Layout Dimensions: 40" x 60"

(6-31960) \$289.99

**Concept model shown**



**Polar Express Add-on Figures**

**FEATURES:**

- Four articulated figures

(6-14273) \$24.99

**Polar Express Elf Handcar**

**Concept model shown**

**FEATURES:**

- Powerful maintenance-free motor
- Traction tires
- Minimum Curve: 0-27
- Length: 4"

(6-28425) \$74.99



Includes a powerful CW-80 transformer


**Polar Express Add-on Cars**

For even more excitement, add a baggage car, a diner, and a hot chocolate car to complete your Polar Express train.

**FEATURES:**

- Interior lighting
- Silhouettes in windows
- Minimum Curve: 0-27
- Length: 12"

**(6-25134) Polar Express Add-on Diner \$59.99**



**(6-25135) Polar Express Add-on Baggage Car \$59.99**



**(6-25186) Polar Express Add-on Hot Chocolate Car \$59.99**



Includes a Polar Express ticket!



## 2006 HOLIDAY BOXCARS

Collect the latest additions to the Lionel tradition – the best in O gauge, American Flyer, and large scale versions.

### O GAUGE AND AMERICAN FLYER HOLIDAY BOXCARS FEATURE:

- Die-cast metal sprung trucks (American Flyer Boxcar has non-sprung die-cast metal trucks)
- Operating couplers
- Metal frames
- Opening doors

- Minimum Curve:  
O Gauge Boxcar: 0-27  
American Flyer Boxcar: S Gauge
- Length:  
O Gauge Boxcar: 10 1/2"  
American Flyer Boxcar: 8 3/8"



(6-25008) O Gauge Holiday Boxcar \$49.99



(6-48363) American Flyer Holiday Boxcar \$54.99

### LARGE SCALE HOLIDAY BOXCAR FEATURES:

- Opening doors
- Equipped with Large Scale knuckle couplers, with optional hook and loop couplers
- Compatible with most popular Large Scale trains
- Minimum Curve: 4' diameter
- Length: 16"



(8-87027) Large Scale Holiday Boxcar \$59.99

## 2006 NORTH POLE CENTRAL CABOOSES

Add a colorful Christmas caboose to complete your holiday consist.



(6-36551) O Gauge Christmas Caboose \$44.99



### O GAUGE CABOOSE FEATURES:

- Die-cast metal trucks and operating couplers
- Interior illumination
- Minimum Curve: 0-27
- Length: 7 1/4"

### AMERICAN FLYER CABOOSE FEATURES:

- Die-cast metal trucks
- Metal frame
- Interior illumination
- Minimum Curve: S Gauge
- Length: 7"



(6-48739) American Flyer Christmas Caboose \$54.99

# 2006 HOLIDAY LOCOMOTIVES



(6-28412) Santa's Speeder \$69.99

### Santa's Speeder

This colorful Christmas motorized speeder takes Santa on Christmas Eve inspection runs. This run-about adds action to any layout or can even give chase to your favorite Lionel ready-to-run train set.

#### FEATURES:

- Transformer controlled forward, neutral, and reverse operation

- Directional lighting
- Powerful maintenance-free motor
- Traction tire
- Die-cast metal frame
- Separately applied metal handrails
- Operating strobe light
- Detailed cab interior
- Interior illumination
- Two crew figures
- Minimum Curve: 0-27
- Length: 3 3/4"

(6-28417) Christmas Rotary Snowplow \$219.99



### Christmas Rotary Snowplow

With its whirling blades and bright headlight, the North Pole Central Christmas Rotary Snowplow is ready to work through the night to keep the mainline clear on Christmas Eve.

#### FEATURES:

- Transformer controlled forward, neutral, and reverse operation
- Powerful Pullmor motor
- Operating headlight
- Operating coupler on rear of unit
- Traction tire
- Die-cast metal frame
- Spinning plow blades
- Minimum Curve: 0-27
- Length: 7 3/4"

## AMERICAN FLYER



(6-48059) American Flyer North Pole Central Docksider Switcher \$109.99



### American Flyer North Pole Central Docksider Switcher

The North Pole Central yard bustles with activity during the holidays. This classic 0-6-0 Christmas Docksider Switcher, colorfully decorated for Christmas, joins the American Flyer roster and adds motive power at a great value.

#### FEATURES:

- Transformer controlled forward, neutral, and

- reverse operation
- Powerful maintenance-free motor with momentum flywheel
- Directional lighting, including operating headlight and back-up light
- Front and rear operating couplers
- Traction tires
- Puffing smoke unit
- Die-cast metal frame
- Length: 7 1/2"

### North Pole Central 4-4-0 Steam Locomotive

This new steamer brings the magic of Christmas to any layout. Add additional North Pole Central rolling stock to create your own Christmas train.

#### FEATURES:

- Transformer controlled forward, neutral, and reverse operation

- Powerful, maintenance-free motor
- Operating headlight
- Operating coupler on rear of tender
- Traction tires
- Puffing smoke unit
- Die-cast metal tender trucks
- Metal tender frame
- Length: 16"
- Minimum Curve: 0-27

(6-18732) North Pole Central 4-4-0 Steam Locomotive \$109.99



(6-28418) Christmas Trolley \$69.99



### Christmas Trolley

Imagine taking a trip downtown, surrounded by colorful window displays. You could ride the trolley with an armful of bright packages and travel from one end of the avenue to the other. With bright LED headlights and interior lighting, the Lionel Christmas trolley brings action and nostalgia to any holiday layout.

#### FEATURES:

- Bumper controlled forward and reverse operation
- Operating LED headlights
- Interior lighting with passenger silhouettes
- Powerful maintenance-free motor
- Traction tire
- Minimum Curve: 0-27
- Length: 6 3/4"

# 2006 HOLIDAY SPECIALS

(6-26858) Christmas Music Boxcar \$64.99




## Christmas Music Boxcar

The music of Christmas adds enjoyment to any layout. This colorful car plays 12 of your favorite Christmas carols!

### FEATURES:

- Die-cast metal sprung trucks and operating couplers
- Plays 12 Christmas carols powered by a nine-volt battery (not included)
- ON/OFF switch
- Minimum Curve: 0-27
- Length: 10 1/2"

(6-25011) Angela Trotta Thomas "Santa's Break" Boxcar \$49.99



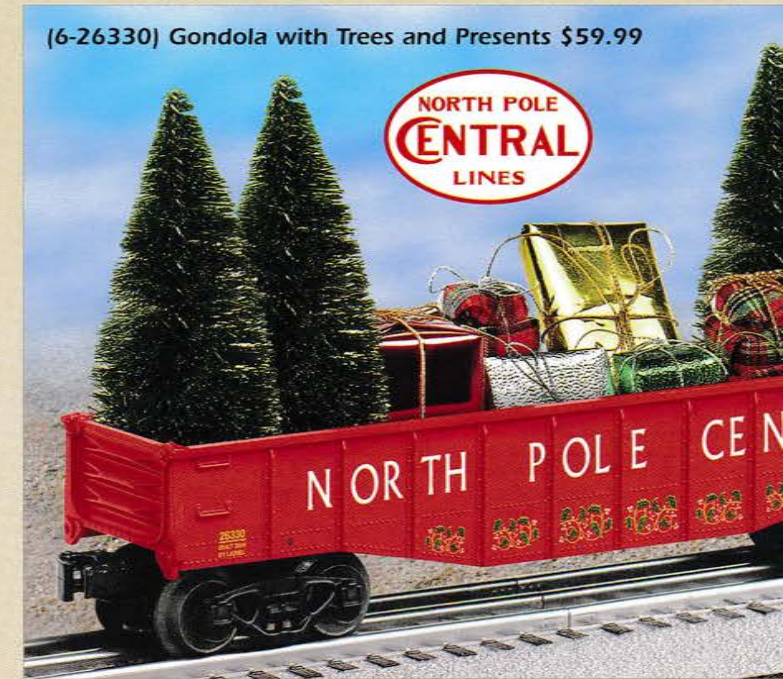
## Angela Trotta Thomas Boxcar

Renowned artist Angela Trotta Thomas has decorated a special holiday boxcar with her timeless artwork.

### FEATURES:

- Die-cast metal sprung trucks and operating couplers
- Metal frame
- Opening doors
- Minimum Curve: 0-27
- Length: 10 1/2"

(6-26330) Gondola with Trees and Presents \$59.99







**Gondola with Trees and Presents**

This gondola carries a festive load of Christmas trees and gifts to boys and girls everywhere.

**FEATURES:**

- Load includes four trees and five presents
- Die-cast metal sprung trucks and operating couplers
- Minimum Curve: 0-27
- Length: 10 1/4"



(6-16493) Christmas Ice Breaker Car \$54.99

**Christmas Ice Breaker Car**

The Christmas Ice Breaker Car breaks icicles off tunnel portals and signal bridges to prevent cracks in dome cars or in locomotive windows. Now Santa will be able to transport all the toys and presents without a hitch!

**FEATURES:**

- Durable painted body
- Die-cast metal sprung trucks and operating couplers
- Minimum Curve: 0-27
- Length: 9 1/2"



(6-26196) Candy Cane Single Dome Tank Car \$59.99

**Candy Cane Single Dome Tank Car**

Peppermint candy for everyone in Lionville! Brighten up your holiday display with this festive tank car.

**FEATURES:**

- Die-cast metal sprung trucks and operating couplers
- Metal handrails, platform, and ladders
- Minimum Curve: 0-27
- Length: 10"

# 2006 HOLIDAY OPERATING CARS

## Christmas Parade Car

Lionelville is having a Christmas Parade! All the villagers are gathered on downtown sidewalks to watch the marching bands and colorful floats move down the street, followed by Santa, who waves to all the spectators from his special North Pole float.

### FEATURES:

- Die-cast metal trucks and operating couplers
- Powerful maintenance free motor with ON/OFF switch
- Interior illumination
- Metal frame
- Minimum Curve: 0-27
- Length: 10 1/2"



(6-26859) Christmas Parade Boxcar \$74.99

## Candy Cane Dump Cars

The Candy Cane Dump Cars drop off Santa's favorite treat.

### AMERICAN FLYER CANDY CANE DUMP CAR FEATURES:

- Operating couplers
- Unload simulated candy canes at the touch of a button
- Includes five candy canes and unloading bin
- Minimum Curve: S Gauge
- Length: 7 7/16"

AMERICAN FLYER

### O GAUGE CANDY CANE DUMP CAR FEATURES:

- Die-cast metal trucks and operating couplers
- Unload simulated candy canes at the touch of a button
- Remote Control track section required
- Includes five candy canes and unloading bin
- Die-cast metal body
- Minimum Curve: 0-27
- Length: 9"



(6-49028) American Flyer Candy Cane Dump Car \$79.99

Holiday decoration on top of dumping tray on car



(6-36804) O Gauge Candy Cane Dump Car \$79.99

"Candy canes" and bin included

**(6-26870) O Gauge Christmas Dump Car with Presents \$79.99**




**O Gauge Christmas Dump Car with Presents**

The holidays are coming! This car is ready to unload some of the most important presents from Santa's list.

**FEATURES:**

- Die-cast metal trucks and operating couplers
- Unload presents at the touch of a button
- Remote Control track section required
- Includes 10-piece present load and unloading bin
- Die-cast metal frame and metal dumping frame
- Minimum Curve: 0-27
- Length: 9 1/2"



Present load and bin included

**Santa Animated Caboose**

The Christmas train is preparing to leave the station. In the caboose, Santa leans over with his lantern to signal that the tracks are now clear for departure.

**OPERATING CAR FEATURES:**

- Die-cast metal trucks and operating couplers
- Metal frame, ladders, toolboxes, and smokestack
- Animated Santa
- Operates via track power
- ON/OFF switch
- Interior illumination
- Minimum Curve: 0-27
- Length: 7 1/4"

**(6-36803) Santa Animated Caboose \$79.99**



Holding an illuminated lantern, the hand-painted Santa moves smoothly back and forth on the platform

**(6-36805) Reindeer Jumping Boxcar \$69.99**



**Christmas Chase Gondola**

Watch Santa and one of his special reindeer travel around a stack of colorful Christmas presents as the Christmas gondola moves down the track.

**FEATURES:**

- Die-cast metal trucks and operating couplers
- Santa and reindeer figures
- Minimum Curve: 0-27
- Length: 10 1/4"

**(6-26856) Christmas Chase Gondola \$64.99**



**Reindeer Jumping Boxcar**

The mischievous reindeer has gotten away from the herd! Watch as he jumps into the boxcar to escape capture from the elf who tries to return him to the North Pole.

**FEATURES:**

- Reindeer figure jumps aboard boxcar to avoid the Christmas elf
- Die-cast metal trucks and operating couplers
- Opening doors
- Minimum Curve: 0-27
- Length: 10 1/4"

# 2006 HOLIDAY ACCESSORIES



### North Pole Passenger Station

Dressed in festive Christmas colors, this classic lighted passenger station is perfect for any O or O-27 gauge layout.

**FEATURES:**

- Lighted interior
- Dimensions: 12 1/8" x 8 1/4" x 6 1/2"

(6-14258) \$52.99



### Nutcracker Operating Gateman

The nutcracker emerges from his shed each time the train passes and stands guard next to a lighted Christmas tree.

**FEATURES:**

- Nutcracker emerges from his shed
- Lighted Christmas tree
- 153C Contactor included
- Also works with insulated track section (sold separately)
- FasTrack compatible
- Comes fully assembled
- Dimensions: 7" x 5 3/4" x 4 3/4"

(6-34164) \$74.99





### Christmas Tree Lot

Stop by the Lionelville Tree Lot to select a beautiful Christmas tree.

**FEATURES:**

- Six Christmas trees
- Illuminated strings of lights
- Attendant figure

(6-14261) \$69.99

### Christmas People Pack

Populate your holiday layout with the Christmas People Pack. These detailed, hand-painted figures are made of tough pewter and stand on sturdy bases.

**FEATURES:**

- Five hand-painted pewter figures
- Average height: 1 1/4"

(6-14259) \$20.99



### Christmas Tractor and Trailer

**FEATURES:**

- Die-cast metal semi with opening hood
- Detachable trailer with opening doors
- Length: 11 3/4"

(6-14260) \$24.99



## READY-TO-RUN TRAIN SETS

### Pennsylvania Flyer

With smoke pouring from the stack and the headlight ablaze, this die-cast metal steam locomotive races to the big port cities on the East Coast with a boxcar, flatcar, and caboose in tow. The train travels through a short extension bridge and passes ten telephone poles, which are included with the set. Featuring the CW-80 Transformer and a huge oval of FasTrack track, the Pennsylvania Flyer is one of our most popular train sets.

#### SET INCLUDES:

- 4-4-2 steam locomotive and tender, boxcar, flatcar, caboose, three straight FasTrack track sections, eight curved FasTrack track sections, a FasTrack terminal section, CW-80 Transformer, smoke fluid, short extension bridge, ten telephone poles

#### LOCOMOTIVE FEATURES:

- Transformer controlled forward, neutral, and reverse operation
- Air whistle in tender
- Operating headlight
- Operating coupler on rear of tender
- Powerful maintenance-free motor
- Puffing smoke unit
- Die-cast metal locomotive body with metal frame and trucks

#### ROLLING STOCK FEATURES:

- Operating couplers
- Opening doors on boxcar
- Four removable canisters on gondola
- Minimum Curve: 0-27
- Dimensions: Length: 46 1/2"
- Layout dimensions: 40" x 60"

### Expansion Packs

Grow your Lionel layout at a tremendous savings with the Train Set Expansion Packs. Two exciting Expansion Packs are available for the famous Pennsylvania Flyer.

#### Pennsylvania Flyer Operating Freight Expansion Pack

The Pennsylvania Flyer Operating Freight Expansion Pack is a \$167 value for only \$109.99! See the breakdown below!

##### PACK INCLUDES:

- Operating coal dump car \$32.99
- Three-dome tank car \$26.99
- Hopper \$26.99
- 3 straight FasTrack track sections \$11.07
- FasTrack uncoupling track section that activates the coal dump car \$31.99
- 5" straight FasTrack track section \$3.19
- Four log-pallet loads \$12.50
- Railroad signs \$5.99
- Lubrication and Maintenance Kit \$15.29
- Expands layout from 40" x 60" to 50" by 70"

Total Retail Value: \$167.00

**YOURS FOR ONLY: \$109.99**

A savings of: \$67.00

SAVE \$67.00  
ON THIS  
EXPANSION PACK!

#### Pennsylvania Flyer Passenger Expansion Pack

Change your set from freight to passenger and back with this expansion pack. The Pennsylvania Flyer Passenger Expansion Pack is a \$167.00 value for only \$109.99! See the breakdown below!

##### PACK INCLUDES:

- Combination car \$39.99
- Coach \$39.99
- Observation car \$39.99
- Four straight FasTrack track sections \$14.76
- Station platform \$13.99
- Six milk cans \$9.29
- Classic billboard set \$8.99
- Expands layout from 40" x 60" to 50" by 70"

Total Retail Value: \$167.00

**YOURS FOR ONLY: \$109.99**

A savings of: \$67.00

SAVE \$67.00  
ON THIS  
EXPANSION PACK!

**CHANGE YOUR SET FROM FREIGHT TO PASSENGER AND BACK!**



**EXTENSION BRIDGE, CRATES, AND 10 TELEPHONE POLES!**

**INCLUDES CRATE LOAD FOR THE FLATCAR!**

# FasTrack®

(6-30004) Pennsylvania Flyer Passenger Expansion Pack \$109.99



**SAVE \$67.00  
ON THIS  
EXPANSION PACK!**




**SAVE \$67.00  
ON THIS  
EXPANSION PACK!**

**UNCOUPLING  
TRACK  
INCLUDED!**



(6-30037) Pennsylvania Flyer Operating Freight Expansion Pack \$109.99



**ADD A HOLIDAY  
EXPANSION PACK  
TO BUILD A  
CHRISTMAS CONSIST!  
SEE PAGES 8-9**

(6-30018) Pennsylvania Flyer \$199.99

# READY-TO-RUN TRAIN SETS

**SAVE \$57.00  
ON THIS  
EXPANSION PACK!**

(6-30008) New York Central Flyer  
Passenger Expansion Pack \$109.99



(6-30038) New York Central Flyer Operating  
Freight Expansion Pack \$109.99



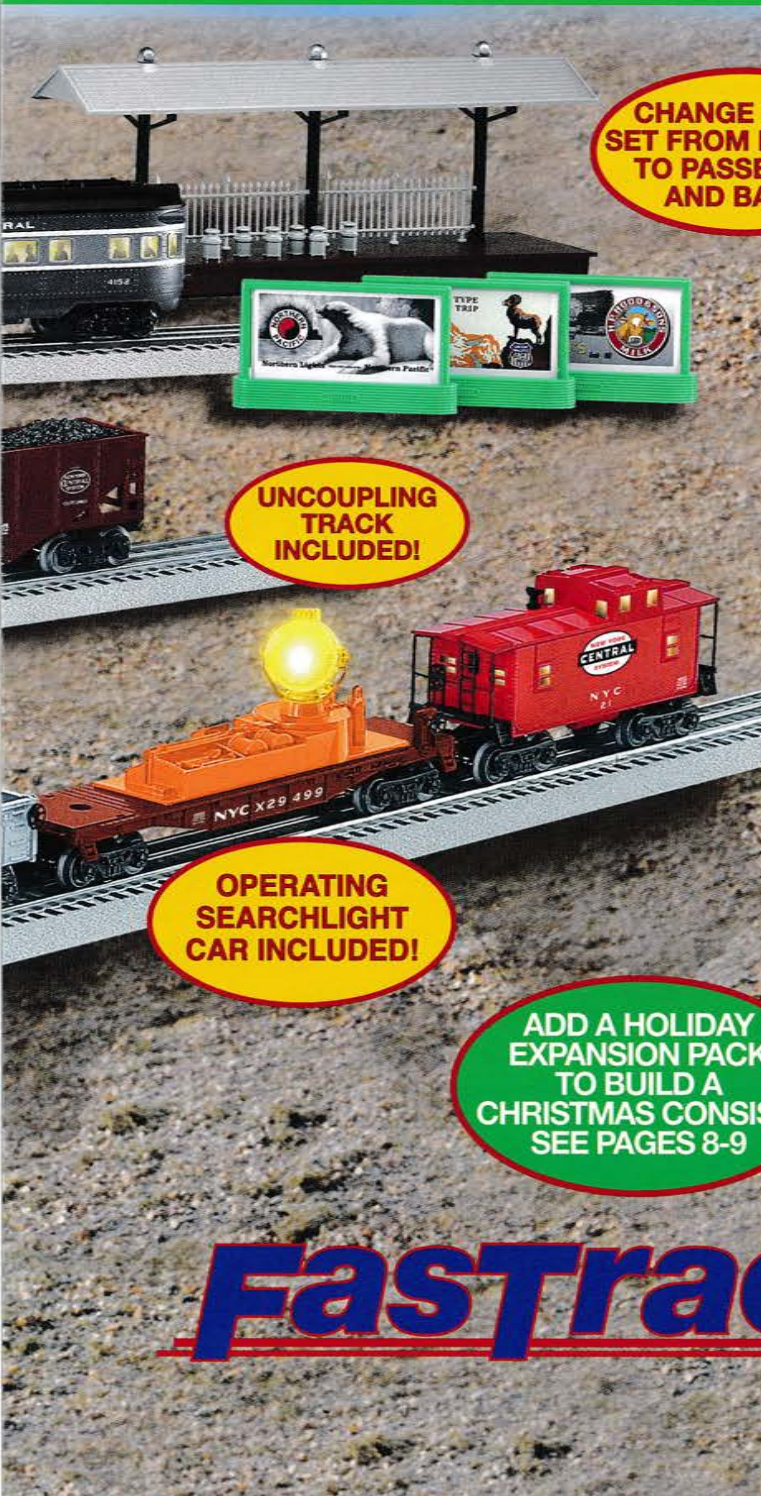
**SAVE \$64.00  
ON THIS  
EXPANSION PACK!**



(6-30016) New York Central Flyer \$274.99

*TrainSounds™*





**CHANGE YOUR SET FROM FREIGHT TO PASSENGER AND BACK!**

**UNCOUPLING TRACK INCLUDED!**

**OPERATING SEARCHLIGHT CAR INCLUDED!**

**ADD A HOLIDAY EXPANSION PACK TO BUILD A CHRISTMAS CONSIST! SEE PAGES 8-9**

**New York Central Flyer**

The New York Central Flyer barrels down the mainline with the added realism of the TrainSounds sound system. A classic steamer leads the way with puffing smoke and other exciting effects such as steam chuffing, whistle, and even crew dialog! This train set comes complete with a colorful string of freight cars, a large FasTrack loop, and a powerful CW-80 Transformer.

**SET INCLUDES:**

- 4-4-2 steam locomotive and tender, boxcar, gondola with canisters, searchlight car, caboose, three straight FasTrack track sections, eight curved FasTrack track sections, a FasTrack terminal section, CW-80 Transformer, smoke fluid

**LOCOMOTIVE FEATURES:**

- Transformer controlled forward, neutral, and reverse operation
- TrainSounds sound system with steam chuffing, steam whistle, bell, squealing brakes, and operator-controlled multi-part crew dialog
- Operating headlight
- Operating coupler on rear of tender
- Powerful maintenance-free motor
- Puffing smoke
- Die-cast metal locomotive body
- Metal tender frame with die-cast metal trucks

**ROLLING STOCK FEATURES:**

- Die-cast metal sprung trucks (caboose has die-cast metal trucks) and operating couplers
- Opening doors on boxcar
- Illuminated searchlight with adjustable position
- Interior illumination in caboose
- Dimensions: Minimum Curve: 0-27
- Length: 58"
- Layout dimensions: 40"x 60"

**Expansion Packs**

Grow your Lionel layout at a tremendous savings with these Train Set Expansion Packs. Two exciting Expansion Packs are available for the famous New York Central Flyer.

**New York Central Flyer Operating Freight Expansion Pack**

The New York Central Flyer Operating Freight Expansion Pack is a \$174 value for only \$109.99. See the breakdown below!

**PACK INCLUDES:**

- Operating log dump car \$32.99
- Single-dome tank car \$26.99
- Hopper \$26.99
- 3 straight FasTrack track sections \$11.07
- FasTrack uncoupling track section that activates the coal dump car \$31.99
- 5" straight FasTrack track section \$3.19
- Tractor and trailer \$19.50
- Railroad signs \$5.99
- Lubrication and Maintenance Kit \$15.29
- Expands layout from 40" x 60" to 50" by 70"

**Total Retail Value: \$174.00**

**YOURS FOR ONLY: \$109.99**

**A savings of: \$64.00**

**New York Central Flyer Passenger Expansion Pack**

Change your set from freight to passenger and back with this expansion pack. The New York Central Flyer Passenger Expansion Pack is a \$167 value for only \$109.99. See the breakdown below!

**PACK INCLUDES:**

- Combination car \$39.99
- Coach \$39.99
- Observation car \$39.99
- Four straight FasTrack track sections \$14.76
- Station platform \$13.99
- Six milk cans \$9.29
- Classic billboard set \$8.99
- Expands layout from 40" x 60" to 50" by 70"

**Total Retail Value: \$167.00**

**YOURS FOR ONLY: \$109.99**

**A savings of: \$57.00**

**FasTrack®**

**THOMAS & FRIENDS**  
**MAKING TRACKS TO GREAT DESTINATIONS**

**Thomas & Friends Expansion Pack**

Grow your Thomas layout at tremendous savings with the Thomas Set Expansion Pack, featuring four of Thomas' friends. The Thomas Expansion Pack is a \$155.00 value for only \$109.99! See the breakdown below!

**PACK INCLUDES:**

- Troublesome Truck I \$34.99
- Troublesome Truck II \$34.99
- Tidmouth Milk single dome tank car \$34.99
- Sodor Mining Company hopper \$34.99
- Four straight FasTrack track sections \$14.76
- Expands layout from 40" x 60" to 50" x 70"

**SAVE \$45.00 ON THIS EXPANSION PACK!**

Total Retail Value: \$155.00  
**YOURS FOR ONLY: \$109.99**  
 A savings of: \$45.00

**Sodor Freight Expansion Pack**

Even more exciting cars at tremendous savings! The Sodor Freight Expansion Pack is a \$162.00 value for only \$109.99! See the breakdown below!

**PACK INCLUDES:**

- Flatcar with Harold the Helicopter \$44.99
- Gondola with canisters \$26.99
- S.C. Ruffey \$39.99
- Bobber caboose \$34.99
- Four straight FasTrack track sections \$14.76
- Expands layout from 40" x 60" to 50" by 70"

**SAVE \$52.00 ON THIS EXPANSION PACK!**

Total Retail Value: \$162.00  
**YOURS FOR ONLY: 109.99**  
 A savings of: \$52.00

**ALL-NEW SODOR FREIGHT EXPANSION PACK!**




**Percy**

Percy is happy to join Thomas & Friends for adventures around your layout.


**FEATURES:**

- Transformer controlled forward, neutral, and reverse operation
- Moving eyes
- Operating whistle
- Operating coupler on rear of locomotive
- Powerful maintenance-free motor
- Set of three removable faces
- Removable roof
- Minimum Curve: 0-27
- Length: 7"

(6-18733) \$104.99



**Includes three interchangeable faces**



**James**

With a fine scarlet coat, James is prepared for duty on your layout.


**FEATURES:**

- Transformer controlled forward, neutral, and reverse operation
- Moving eyes
- Operating whistle
- Operating coupler on rear of locomotive
- Powerful maintenance-free motor
- Set of three removable faces
- Removable roof
- Minimum Curve: 0-27
- Length: Approx. 9"

(6-18734) \$109.99



**Includes three interchangeable faces**



**Includes three play figures**

(6-30035) Sodor Freight Expansion Pack \$109.99



# FasTrack®

## THOMAS & FRIENDS™

MAKING TRACKS TO GREAT DESTINATIONS

(6-30012) Thomas Expansion Pack \$109.99



(6-31956) Thomas & Friends O Gauge Train Set \$169.99

### Thomas & Friends™ O Gauge Train Set

Available with the CW-80 Transformer and the FasTrack track system, Thomas & Friends are ready for some exciting adventures on the Island of Sodor. Accompanying Thomas are his faithful coaches, Annie and Clarabel, as well as two very responsible railway workers and our favorite Controller, Sir Topham Hatt. Thomas' moving eyes ensure that your journey on everyone's #1 engine is a safe one, and the removable roofs of Annie and Clarabel allow you to load and unload your passengers.

#### SET INCLUDES:

- Thomas the Tank Engine with three interchangeable faces, Annie, Clarabel, three play figures, three straight FasTrack track sections, eight curved FasTrack track sections, a FasTrack terminal section, powerful Lionel transformer

#### FEATURES:

- Transformer controlled forward, neutral, and reverse operation
- Moving eyes on Thomas the Tank Engine
- Electronic whistle
- Operating coupler on rear of locomotive
- Dual operating couplers on Annie and Clarabel
- Powerful maintenance-free motor
- Traction tire
- Set of three removable faces
- Removable roofs on Thomas, Annie, and Clarabel
- Three play figures
- Minimum Curve: 0-27
- Length: 21"
- Layout Dimensions: 40" x 60"

Thomas the Tank Engine's eyes move side to side



Includes three interchangeable faces



©2006 Gullane (Thomas) Limited

### Cascade Range Logging Train

The powerful dockside switcher hauls three log dump cars through the rugged mountains of the Pacific Northwest. The Cascade Range Logging Train includes a CW-80 Transformer and a huge 40" x 60" loop of FasTrack track.

#### SET INCLUDES:

- 0-6-0 dockside steam locomotive, three log dump cars with logs, caboose, two straight FasTrack track sections, eight curved FasTrack track sections, a FasTrack terminal section, FasTrack uncoupling track section, 5" straight FasTrack track section, CW-80 Transformer, smoke fluid

#### LOCOMOTIVE FEATURES:

- Transformer controlled forward, neutral, and reverse operation
- Electronic steam whistle
- Directional lighting, including operating headlight and operating back-up light
- Front and rear operating couplers
- Powerful maintenance-free motor with momentum flywheel
- Traction tires
- Puffing smoke unit
- Die-cast metal body and frame
- Engineer and fireman figures

#### ROLLING STOCK FEATURES:

- Operating couplers
- Dumps logs using the uncoupling track section (included)
- Interior illumination in caboose
- Individually boxed
- Minimum Curve: 0-27
- Length: 45 3/4"
- Layout dimensions: 40" x 60"



**OPERATING  
DERRICK!**

**LIGHTED  
CABOOSE!**

**FEATURES  
3 OPERATING  
CARS!**

**LOGS  
DUMP INTO  
BIN!**

(6-30042) Cascade Range Expansion Pack \$109.99

**MOTORIZED  
HANDCAR!**

**Cascade Range Expansion Pack**

Expand your logging operation. The Cascade Range Expansion Pack is a \$200 value for only \$109.99! See the breakdown below!

**PACK INCLUDES:**

- Flatcar with handcar \$89.99
- Flatcar with derrick \$34.99
- Bunk car \$29.99
- 3 straight FasTrack track sections \$11.67
- FasTrack uncoupling track section that activates the log dump car \$33.79
- 5" straight FasTrack track section \$3.19
- Expands layout from 40" x 60" to 50" by 70"

Total Retail Value: \$200.00

**YOURS FOR ONLY: \$109.99**

A savings of: \$90.00

**SAVE \$90.00  
ON THIS  
EXPANSION PACK!**

**PUFFING  
SMOKE!**

(6-30021) Cascade Range Logging Train \$269.99


(6-30041), Southwest Diesel Freight Expansion Pack \$109.99

**OPERATING  
LOG DUMP  
CAR!**

**UNCOUPLING  
TRACK  
INCLUDED!**



**FEATURES THE  
TRAINSOUNDS  
SOUND SYSTEM!**



**OPERATING  
SEARCHLIGHT!**

(6-30022) Southwest Diesel Freight with TrainSounds \$294.99

**TrainSounds™**

**Southwest Diesel Freight with TrainSounds**

The Southwest Diesel Freight labors under the intense sun. The powerful GP38 locomotive pulls a boxcar, a hopper, an operating searchlight car, and a caboose through the blazing desert. In addition to the impressive locomotive and rolling stock, the Southwest Diesel Freight also features a CW-80 Transformer and a loop of FasTrack track.

**SET INCLUDES:**

- GP38 diesel locomotive, boxcar, 2-bay hopper, operating searchlight car, caboose, three straight FasTrack sections, eight curved FasTrack sections, a FasTrack terminal section, CW-80 Transformer

**LOCOMOTIVE FEATURES:**

- Transformer controlled forward, neutral, and reverse operation
- TrainSounds sound system with diesel engine revving, horn, bell squealing brakes, and operator-controlled, multi-part crew dialog
- Operating headlight
- Dual operating couplers
- Dual powerful maintenance-free motors
- Metal frame
- Operating strobe light

**ROLLING STOCK FEATURES:**

- Operating couplers
- Operating searchlight on searchlight car
- Interior illumination in caboose
- Individually boxed
- Minimum Curve: 0-27
- Length: 48 1/2"
- Layout dimensions: 40" x 60"

**Southwest Diesel Freight Expansion Pack**

The Southwest Diesel Freight Operating Expansion Pack is a \$172 value for only \$109.99! See the breakdown below!

**PACK INCLUDES:**

- Operating log dump car \$32.99
- Single-dome tank car \$26.99
- Waffle-sided boxcar \$26.99
- 3 straight FasTrack track sections \$11.07
- FasTrack uncoupling track section that activates the coal dump car \$31.99
- 5" straight FasTrack track section \$3.19
- Tractor and trailer \$19.50
- Railroad signs \$5.99
- Lubrication and Maintenance Kit \$15.29
- Expands layout from 40" x 60" to 50" by 70"

**Total Retail Value: \$172.00**

**YOURS FOR ONLY: \$109.99**

**A savings of: \$62.00**

# FastTrack<sup>®</sup>

UNCOUPLING  
TRACK  
INCLUDED!

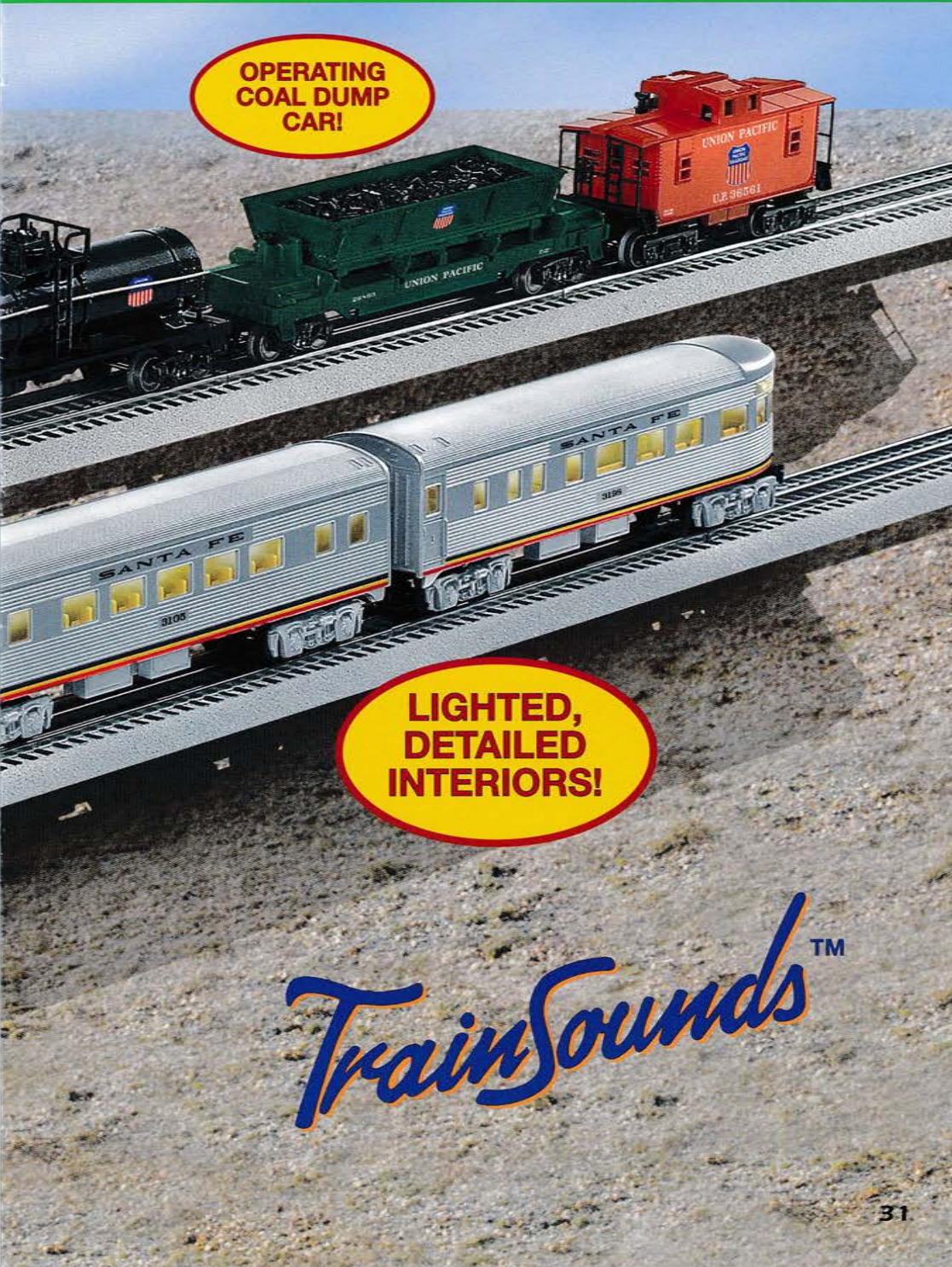
(6-30024) Union Pacific Fast Freight with TrainSounds \$339.99



(6-30001) Santa Fe El Capitan with TrainSounds \$369.99



**OPERATING  
COAL DUMP  
CAR!**



**LIGHTED,  
DETAILED  
INTERIORS!**

**TrainSounds™**

**Union Pacific Fast Freight with TrainSounds**

A powerful 2-8-4 Berkshire highballs down the high iron leading a colorful load of freight. This impressive consist includes an operating coal dump car. The Union Pacific Fast Freight is complete with a large FasTrack layout and the powerful CW-80 Transformer.

**SET INCLUDES:**

- 2-8-4 Berkshire steam locomotive and tender, boxcar, coal dump car and tray, tank car, bay window caboose with illuminated interior, two straight FasTrack sections, eight curved FasTrack sections, a FasTrack uncoupling section, a FasTrack terminal section, CW-80 Transformer, smoke fluid

**LOCOMOTIVE FEATURES:**

- Transformer controlled forward, neutral, and reverse operation
- TrainSounds sound system with steam chuffing, steam whistle, bell, squealing brakes, and operator-controlled multi-part crew dialog
- Operating headlight
- Operating coupler on rear of tender
- Powerful maintenance-free motor with momentum flywheel
- Traction tires
- Puffing smoke unit
- Die-cast metal locomotive body, frame, and trucks
- Die-cast metal tender body and trucks with a metal frame
- Engineer and fireman figures

**ROLLING STOCK FEATURES:**

- Die-cast metal sprung trucks and operating couplers (caboose has die-cast metal trucks)
- Opening doors on boxcar
- Coal car dumps coal at the touch of a button
- Interior illumination in caboose
- Individually boxed
- Minimum Curve: 0-27
- Length: 59 3/4"
- Layout dimensions: 40" x 60"

**Santa Fe El Capitan with TrainSounds**

The classic FT diesel locomotive, equipped with realistic sounds from the TrainSounds sound system, hurtles down the "Route of the Warbonnets." Three streamlined passenger cars—two illuminated coaches and an illuminated observation car—follow the westbound locomotive. With the CW-80 Transformer and a loop of FasTrack track, you are ready to run one of the Santa Fe's best known passenger trains.

**SET INCLUDES:**

- FT diesel locomotive, two streamliner coach cars, one streamliner observation car, three straight FasTrack sections, eight curved FasTrack sections, a FasTrack terminal section, CW-80 Transformer

**LOCOMOTIVE FEATURES:**

- Transformer controlled forward, neutral, and reverse operation
- TrainSounds sound system with diesel engine revving, diesel horn, bell, squealing brakes, and operator-controlled, multi-part crew dialog
- Operating headlight
- Front operating coupler
- Dual powerful maintenance-free motors
- Traction tires
- Die-cast metal trucks, pilot, fuel tank
- Metal frame
- Lighted cab interior
- Engineer and fireman figures

**PASSENGER CARS FEATURE:**

- Die-cast metal trucks and operating couplers
- Authentically detailed interiors
- Interior illumination
- Flexible diaphragms between cars
- Opening doors
- Individually boxed
- Minimum Curve: 0-27
- Length: 52 1/2"
- Layout dimensions: 40" x 60"

### TrainMaster Command Control equipped sets

With a TrainMaster Command Control equipped locomotive and a powerful CW-80 Transformer, these train sets are on the cutting edge of model railroad technology. The CW-80 Transformer allows you to change directions and activate the bell and whistle. The steam chuffing and diesel RPM sounds automatically vary with the speed of the locomotive.

To unlock all the advanced features of your TrainMaster Command Control equipped locomotive—including CrewTalk communication and TowerCom announcements—purchase the TrainMaster Command Set (6-12969). With the TrainMaster Command Control system, you get digital control with a simple one-wire connection. You are able to operate your entire layout using a CAB-1 Remote Controller, freeing you from your stationary controls.



(6-30026) Canadian Pacific Freight \$529.99



(6-30025) Chesapeake Super Freight \$474.99

# RailSounds™



## Canadian Pacific Freight

The Canadian Pacific Freight is ready for duty. Taking the lead, a modern behemoth—the LionMaster SD90 diesel locomotive, complete with TrainMaster Command Control, the RailSounds sound system, and the Odyssey System for speed control—thunders down the mainline. Trailing behind, the impressive consist features modern, detailed freight equipment used on real railroads today. The mighty CW-80 Transformer provides all the power you need to race across the expansive FasTrack layout included with this set.

### SET INCLUDES:

- LionMaster SD90, 3-bay ACF hopper, I-beam flatcar, double door boxcar, 3-bay coal hopper with coal load, traditional extended vision caboose, seven straight FasTrack track sections, twelve O-48 curved FasTrack track sections, a FasTrack terminal section, CW-80 Transformer, smoke fluid

### LOCOMOTIVE FEATURES:

- TrainMaster Command Control equipped—able to run in Command Control Mode or in Conventional Transformer Control Mode
- RailSounds sound system with CrewTalk communication and TowerCom announcements
- Odyssey System for speed control with ON/OFF switch
- Directional lighting, including operating headlight
- Front and rear ElectroCouplers
- Dual powerful maintenance-free motors with momentum flywheels
- Four traction tires
- Fan-driven smoke unit
- Die-cast metal trucks, pilots, fuel tank
- Metal frame
- Separately applied metal details
- Illuminated number boards
- Illuminated cab interior
- Engineer and fireman figures

### ROLLING STOCK FEATURES:

- Die-cast metal sprung trucks and operating couplers (Caboose has die-cast metal trucks)
- Opening doors on boxcar
- Auto-frame load in boxcar
- Operating smoke unit in caboose
- Interior illumination in caboose
- Individually boxed
- Minimum Curve: O-31
- Length: 74 1/8"
- Layout dimensions: 50" x 90"

## Chesapeake Super Freight

Enroute from St. Louis to New York City, the impressive Chesapeake Super Freight charges down the C&O high iron. With realistic steam chuffing sounds and an operating smoke unit, the TrainMaster Command Control and RailSounds sound system-equipped 2-8-4 Berkshire steam locomotive leads a string of detailed rolling stock. This complete set, including a large loop of FasTrack track and a powerful CW-80 Transformer, has the makings to launch your own railroad empire.

### SET INCLUDES:

- 2-8-4 Berkshire steam locomotive and tender, boxcar, single dome tank car, hopper, caboose, three straight FasTrack sections, eight curved FasTrack sections, a FasTrack terminal section, CW-80 Transformer, smoke fluid

### LOCOMOTIVE FEATURES:

- TrainMaster Command Control equipped—able to run in Command Control Mode or in Conventional Transformer Control Mode
- RailSounds sound system with CrewTalk communication TowerCom announcements and DynaChuff synchronized chuffing
- Operating headlight
- ElectroCoupler on rear of tender
- Powerful maintenance-free motor with momentum flywheel
- Traction tires
- Puffing smoke unit
- Die-cast metal locomotive body, frame, and trucks
- Die-cast metal tender body and trucks with a metal frame
- Engineer and fireman figures

### ROLLING STOCK FEATURES:

- Die-cast metal sprung trucks and operating couplers (Caboose has die-cast metal trucks)
- Opening doors on boxcar
- Interior illumination in caboose
- Individually boxed
- Minimum Curve: O-27
- Length: 59 1/4"
- Layout dimensions: 40" x 60"

## Lionel Empire Builder Ready-To-Run Train Set

Looking to get started with the very best? Introducing the largest and most advanced Lionel train set—the Lionel Empire Builder! This train set features the best of everything you need to get started in Lionel O gauge model railroading. With a powerful ZW transformer, a TMCC CAB-1 Remote Controller, and a huge 0-72 FasTrack layout with two switches, you have all the makings of a sophisticated layout.

A premier layout deserves a train with all the latest innovations. Taking the lead is the magnificent Lionel New York Central L2A Mohawk with TrainMaster Command Control and the RailSounds 5.0 sound system. Listen for the unmistakable cadence of the steam chuffs—four chuffs per revolution—and the realistic whistle and crew dialog. These effects are controlled using your CAB-1 Remote Controller, included with this set.

A string of top-of-the-line Standard O rolling stock follows this detailed locomotive. These steam-era favorites include a milk car with plated interior tanks, a flatcar with a wooden deck, and a die-cast metal hopper and die-cast metal caboose.

The Lionel Empire Builder also features a TMCC Crane Car and a Boom Car with Crane Sounds. Use the CAB-1 Remote Controller to rotate the cab, launch the outriggers, raise the boom, and operate the two hooks. Listen for the authentic steam crane sounds and crew dialog.

### SET INCLUDES:

- L2A Mohawk, Offset Hopper, 8,000 Gallon Tank Car, 40' Flatcar, TMCC Crane, Boom Car with Crane Sounds, Milk Car, Steam Era Caboose, ZW transformer, CAB-1 Remote Controller, Command Base, two 0-72 switches, 22 0-72 curve FasTrack track sections, 9 straight FasTrack track sections, 1 terminal track



ZW and PowerHouse Power Supply Set

TMCC CAB-1 Remote Controller



TMCC Command Base



### LOCOMOTIVE FEATURES:

- **TrainMaster Command Control** equipped—able to run in Command Control Mode or in Conventional Transformer Control Mode
- **Odyssey System** for speed control with ON/OFF switch
- **RailSounds 5.0** sound system with custom recorded effects
- **FatBoy** speaker for the ultimate in sound reproduction
- **High-torque Pittman®** motor with momentum flywheel
- **Wireless Tether** connection between locomotive and tender
- Directional lighting, including operating headlight and back-up light
- Illuminated classification and marker lights
- Die-cast metal locomotive body, frame, and trucks
- Scale front coupler with interchangeable O gauge coupler for double-heading

**NEW  
ROAD  
NUMBER!**

**MOST  
ADVANCED  
READY-TO-RUN  
TRAIN SET!**



- **ElectroCoupler** on rear of tender
- Traction tires
- Synchronized fan-driven smoke unit with adjustable smoke output
- Separately applied metal details
- Accurate separately applied builder's plates
- Opening cab roof hatches
- Illuminated cab interior
- Variable ashpan glow
- Flickering firebox in cab
- Cab window glass
- Engineer and fireman figures
- Die-cast metal tender body and trucks
- Realistic separately applied coal load
- Opening tender water hatch reveals easy-to-access RailSounds controls

**ROLLING STOCK FEATURES:**

- Hidden uncoupling tabs
- Offset hopper has die-cast metal body
- Flatcar has wooden deck
- Milk car has removable roof and plated interior tanks
- Caboose has interior illumination
- Die-cast sprung trucks (Caboose has die-cast trucks)

**CRANE CAR FEATURES:**

- **TrainMaster Command Control** operation including 360-degree cab rotation, up and down action of the boom, independent control of the main and auxiliary hooks, independent control of the front and rear work lights, and deployment of all six outriggers
- **TMCC CAB-1 Remote Controller** and **TMCC Command Base** required
- Four powerful, maintenance-free motors
- Die-cast metal six-wheel sprung trucks
- Front and rear **ElectroCouplers**
- Die-cast metal body, frame, and boom
- Operating front and rear work lights
- Opening cab doors
- 12 outrigger supports included

**BOOM CAR FEATURES:**

- **TrainMaster Command Control** equipped
- **RailSounds** sound system, including diesel engine revving, air horn, couplers, and multi-part crew/foreman dialog
- Synchronized boom, winch, and outrigger effects
- Special start-up and shut-down sequences
- Die-cast metal trucks and operating couplers
- Die-cast metal flatcar frame
- Wood flatcar deck
- Metal underframe details


- Length: 98 3/4"
- Layout dimensions: Approx. 124" x 84"
- Minimum Curve: 0-54

(6-30044) \$2799.99

*RailSounds*  
5.0



Includes TMCC Crane Car and Boom Car with Crane Sounds



NEW ROAD NUMBER ON EACH CAR IN SET!



Huge O-72 layout with two Remote Switches



NASCAR® is a registered trademark of The National Association for Stock Car Auto Racing Inc. All drivers, names, likenesses, signatures and other trademarks and copyrights are used under license or with permission. NASCAR NEXTEL Cup marks are used under license by NASCAR, Inc. and Nextel Communications, Inc. SUNOCO® is a registered trademark of Sunoco, Inc.

**NASCAR  
READY-TO-RUN TRAIN SET**

The thrill of NASCAR, America's fastest growing sport, is captured in this new, 0 gauge train set from Lionel. Designed for NASCAR fans everywhere, Lionel has created a set inspired by the excitement and spectacle of their favorite sport. This set boasts a train as dazzling as any NASCAR vehicle, complete with a colorfully decorated diesel engine, a single-dome tank car, a boxcar with the champion's trophy, and a caboose like you've never seen before!

What's more, fans can add to the core set by getting one of six expansion packs, each featuring one of the top legends of the sport: Dale Earnhardt Sr., Dale Earnhardt, Jr., Jeff Gordon, Jimmie Johnson, Kasey Kahne, and 2005 Nextel Cup Champion Tony Stewart!

Who better than Lionel to haul the NASCAR race-week experience into homes across the country?

**SET INCLUDES:**

- GP38 diesel locomotive, single-dome tank car, boxcar, flatcar with billboards, caboose, three straight FasTrack sections, eight curved FasTrack sections, a FasTrack terminal section, powerful Lionel transformer

**LOCOMOTIVE FEATURES:**

- Transformer controlled forward, neutral, and reverse operation
- TrainSounds sound system with diesel engine revving, horn, bell, squealing brakes, and operator-controlled, multi-part crew dialog
- Operating headlight
- Dual operating couplers
- Dual powerful maintenance-free motors
- Metal frame
- Operating strobe light

**ROLLING STOCK FEATURES:**


- Operating couplers
- Removable billboards on flatcar
- Interior illumination in caboose
- Minimum Curve: 0-27"
- Length: 53"
- Layout dimensions: 40" x 60"

(7-11004) \$299.99





Boxcar will contain a NASCAR trophy replica.





Dale Earnhardt Jr. and Dale Earnhardt Inc. trademarks, trade dress, names, likenesses and copyrights are used under the authorization of Dale Earnhardt Inc. NASCAR® is a registered trademark of The National Association for Stock Car Auto Racing Inc.

**DALE EARNHARDT, JR.  
READY-TO-RUN TRAIN SET**

The face of NASCAR's new generation, Dale Earnhardt, Jr. is featured in an exciting new ready-to-run train set from Lionel. Dale Jr. won his first race in only his 12th career start, and in 2004 he captured the prestigious Daytona 500. He has recorded an impressive 16 Nextel Cup wins in addition to his two NASCAR Busch Series Championships. Now from Lionel... a train set that's as dynamic as the driver who inspired it.

**SET INCLUDES:**

- GP38 diesel locomotive, three-dome tank car, boxcar, flatcar with helicopter, caboose, three straight FasTrack sections, eight curved FasTrack sections, a FasTrack terminal section, powerful Lionel transformer

**LOCOMOTIVE FEATURES:**

- Transformer controlled forward, neutral, and reverse operation
- TrainSounds sound system with diesel engine revving, horn, bell, squealing brakes, and operator-controlled, multi-part crew dialog
- Operating headlight
- Dual operating couplers
- Dual powerful maintenance-free motors
- Metal frame and handrails
- Operating strobe light

**ROLLING STOCK FEATURES:**

- Operating couplers
- Removable helicopter on flatcar
- Opening doors on boxcar
- Interior illumination in caboose
- Minimum Curve: 0-27
- Length: 51 1/2"
- Layout dimensions: 40" x 60"

(7-11005) \$299.99









**DALE EARNHARDT, SR.**

Dale Earnhardt, Sr.'s racing style helped to transform NASCAR into one of the most popular sports in the country. Along the way, he also turned himself into one of the most beloved American athletes of all time. A seven-time Winston Cup champion with seventy-six career victories, Dale Earnhardt is truly a legend.

**PACK INCLUDES:**

- Flatcar with trailer
- Flatcar with car
- Boxcar
- Four straight FasTrack track sections
- Expands layout from 40" x 60" to 50" by 70"

**Suggested Retail Price: \$129.99**

**EXPANSION PACKS**

At Lionel, there's no end to the NASCAR excitement! This year, Lionel is also offering six ways to increase your NASCAR enjoyment with six NASCAR-themed expansion packs. Each pack features three cars inspired by a current or former NASCAR legend. Each pack is designed to enhance the play-value of the NASCAR sets themselves. Use them on your layout or display them with your other NASCAR collectibles.



**DALE EARNHARDT, JR.**

One of the more popular drivers competing today, Dale Earnhardt, Jr. has amassed an impressive sixteen career wins—including a win in 2004 at the prestigious Daytona 500—and finished 2005 with twelve top ten finishes. An athlete who has truly transcended the sport, Dale Earnhardt, Jr. has quickly become the face of NASCAR's next generation.

**PACK INCLUDES:**

- Flatcar with trailer
- Flatcar with car
- Boxcar
- Four straight FasTrack track sections
- Expands layout from 40" x 60" to 50" by 70"

**Suggested Retail Price: \$129.99**

**COLLECT ALL SIX!**



**TONY STEWART**

The 2002 and 2005 Nextel Cup Champion, Tony Stewart is setting the pace for NASCAR's next generation of drivers. Aggressive and fearless, Stewart is a dominating presence in every race he enters. With 24 Nextel Cup wins and two championships, he is quickly taking his place in the pantheon of NASCAR legends.

**PACK INCLUDES:**

- Flatcar with trailer
- Flatcar with car
- Special team sponsor car
- Four straight FasTrack track sections
- Expands layout from 40" x 60" to 50" by 70"


**Suggested Retail Price: \$129.99**




**NOTE: All products will feature official 2006 artwork and designs. (Some 2006 art not available at press time.)**

Dale Earnhardt, Dale Earnhardt Inc. and Richard Childress Racing trademarks, trade dress, names, likenesses and copyrights are used under the authorization of Dale Earnhardt Inc. NASCAR® is a registered trademark of The National Association for Stock Car Auto Racing Inc.  
 Dale Earnhardt Jr. and Dale Earnhardt Inc. trademarks, trade dress, names, likenesses and copyrights are used under the authorization of Dale Earnhardt Inc. NASCAR® is a registered trademark of The National Association for Stock Car Auto Racing Inc.  
 Tony Stewart, " #20" and "The Home Depot" licensed under authority of Joe Gibbs Racing, Inc., Huntersville, NC. NASCAR NEXTEL Cup marks are used under license by NASCAR, Inc. and Nextel Communications, Inc. NASCAR® is a registered trademark of The National Association for Stock Car Auto Racing Inc.


(7-11007) Dale Earnhardt, Sr. \$129.99



(7-11008) Dale Earnhardt, Jr. \$129.99



(7-11009) Tony Stewart \$129.99





**JEFF GORDON**

A four-time NASCAR Champion, Jeff Gordon's aggressive style and winning results have made him a hero and legend to millions. Seventy-two career victories highlight a career that includes three Daytona 500's. In 2005, Gordon earned three wins and fourteen top ten finishes.

**PACK INCLUDES:**

- Flatcar with trailer
- Flatcar with car
- Vatcar
- Four straight FasTrack track sections
- Expands layout from 40" x 60" to 50" by 70"

**Suggested Retail Price: \$129.99**

**EXPANSION PACKS**

At Lionel, there's no end to the NASCAR excitement! This year, Lionel is also offering six ways to increase your NASCAR enjoyment with six NASCAR-themed expansion packs. Each pack features three cars inspired by a current or former NASCAR legend. Each pack is designed to enhance the play-value of the NASCAR sets themselves. Use them on your layout or display them with your other NASCAR collectibles.



**JIMMIE JOHNSON**

Jimmie Johnson is a driver to watch. A threat to take the championship in 2005, Johnson notched four wins and an astounding twenty-one top ten finishes. He ended 2005 with eighteen career victories and a future as bright as any driver on the NASCAR horizon.

**PACK INCLUDES:**

- Flatcar with trailer
- Flatcar with car
- Flatcar with load
- Four straight FasTrack track sections
- Expands layout from 40" x 60" to 50" by 70"

**Suggested Retail Price: \$129.99**



**KASEY KAHNE**

The 2004 Rookie of the Year, Kasey Kahne has already amassed an impressive record that includes eight top ten finishes last year alone — including a win at the Chevy American Revolution 400. A sure-fire threat in any race, Kahne is poised to have his best year yet in 2006.

**PACK INCLUDES:**

- Flatcar with trailer
- Flatcar with car
- 2-tier auto carrier
- Four straight FasTrack track sections
- Expands layout from 40" x 60" to 50" by 70"

**Suggested Retail Price: \$129.99**




**NOTE: All products will feature official 2006 artwork and designs. (Some 2006 art not available at press time.)**

#24 Jeff Gordon®: © 2005 HGL, LLC. The name, likeness and signature of Jeff Gordon and the likeness of the #24 DuPont Chevrolet are used under license granted by HGL, LLC. NASCAR® is a registered trademark of The National Association for Stock Car Auto Racing Inc.


#48 Jimmie Johnson®: © 2005 HGL, LLC. The name, likeness and signature of Jimmie Johnson and the likeness of the #48 Lowe's Chevrolet are used under license granted by HGL, LLC. NASCAR® is a registered trademark of The National Association for Stock Car Auto Racing Inc.

R Evernham Motorsports, LLC. Kasey Kahne® likeness and signature are trademarks of Kasey Kahne Inc. licensed by Evernham Motorsports, LLC. Dodge® is a registered trademark of DaimlerChrysler Corporation. NASCAR® is a registered trademark of The National Association for Stock Car Auto Racing Inc.

(7-11011) Jeff Gordon \$129.99




(7-11010) Jimmie Johnson \$129.99



**COLLECT ALL SIX!**

(7-11006) Kasey Kahne \$129.99



## PREMIUM TRAIN SETS



### Pennsylvania Ballast Train

While BB1 electric locomotives are famous for switching passenger consists in Philadelphia, this boxcab has been pressed into M.o.W. service. The consist features an operating ballast dump car and a work caboose.

#### SET FEATURES:

- BB1 electric locomotive, operating ballast dump car, work caboose

#### LOCOMOTIVE FEATURES:

- **TrainMaster Command Control** equipped—able to run in Command Control Mode or in Conventional Transformer Control Mode
- **Odyssey System** for speed control with ON/OFF switch
- Powerful maintenance-free motor with momentum flywheel
- Directional lighting

- Illuminated marker lights
- Die-cast metal locomotive body, frame, and trucks
- Front and rear **ElectroCouplers**
- Traction tires supplied
- Separately applied metal details
- Cab window glass
- Illuminated cab interior
- Engineer and fireman figures

#### DUMP CAR FEATURES:

- Dump ballast at the touch of a button
- Remote Control Track section required
- Includes ballast loading and unloading bin
- Die-cast metal frame and metal dumping frame

#### WORK CABOOSE FEATURES:

- Die-cast metal trucks and operating couplers
- Lighted interior
- Wood flatcar deck
- Metal underframe details
- Individually boxed
- Minimum Curve: 0-31
- Length: 28 3/8"

(6-31747) \$529.99



(6-31750) New York Central Hotbox Reefer \$529.99



### New York Central Hotbox Reefer Set


Featuring the all-new Mikado steam locomotive with TrainMaster Command Control and the RailSounds sound system, this set is loaded with action and excitement. Racing along the New York Central mainline, the brakeman moves to the side of the caboose

platform, inspecting the train. Before long, a wheel bearing overheats, causing an irregular sound and a wisp of smoke. This scenario is the brakeman's worst nightmare—a "hot box"! Smoke, lights and screeching intensify until you, the engineer, initiate an emergency stop to let your crew "Cool that spindle." Crew dialog

keeps you on top of the situation with reports such as "Something's burning!" and "We've got a blazer!"

#### SET INCLUDES:

- 2-8-4 Berkshire steam locomotive and tender, hot box reefer, animated caboose



**ALL-NEW  
LOCOMOTIVE!**

**HOT BOX REEFER FEATURES:**

- Flickering lights, smoke, screeching, and crew dialog of a "hot box" emergency
- ON/OFF switch
- Operates on both Command Control and conventional layouts
- Die-cast metal trucks and operating couplers
- Metal frame

**ANIMATED CABOOSE FEATURES:**

- Holding an illuminated lantern, the hand-painted brakeman figure moves smoothly back and forth on the platform
- Powerful maintenance-free motor
- Interior illumination
- Metal frame, ladders, toolboxes, and smokestack
- Die-cast metal trucks and operating couplers

- Individually boxed
- Minimum Curve: 0-31
- Length: Approx. 37 1/4"

**LOCOMOTIVE FEATURES:**

- **TrainMaster Command Control** equipped—able to run in Command Control Mode or in Conventional Transformer Control Mode
- **RailSounds** sound system with CrewTalk communication TowerCom announcements and DynaChuff synchronized chuffing
- Operating headlight

- Operating coupler on rear of tender
- Powerful maintenance-free motor with momentum flywheel
- Traction tires
- Puffing smoke unit
- Die-cast metal locomotive body, frame, and trucks
- Die-cast metal tender body and trucks with a metal frame
- Engineer and fireman figures



**OPERATING SMOKE UNIT!**

**REMOVABLE COVER!**

**REAL WOOD DECK!**

**Santa Fe U28CG Standard O Freight Set**

With a powerful U28CG diesel locomotive at the head end, this freight train charges across the southwest. The Santa Fe U28CG Standard O Freight Set offers an easy way to add scale-sized, super-detailed Lionel rolling stock to your railroad. The TMCC-equipped locomotive includes the Odyssey System for speed control and the impressive RailSounds 5.0 sound system.

**SET INCLUDES:**

- U28CG diesel locomotive, PS-1 boxcar, PS-2 2-bay covered hopper, PS-4 flatcar, PS-5 gondola, extended vision caboose

**LOCOMOTIVE FEATURES:**

- **TrainMaster Command Control** equipped—able to run in Command Control Mode or in Conventional Transformer Control Mode
- **Odyssey System** for speed control with ON/OFF switch
- **RailSounds 5.0** sound system with new intelligible **CrewTalk** dialog, more **TowerCom** announcements, and eight diesel RPM levels
- Dual powerful maintenance-free motors with momentum flywheels
- Directional LED headlights
- Illuminated marker lights and number boards
- Die-cast metal trucks, pilots, and fuel tank
- Metal frame
- Front and rear **ElectroCouplers**
- Traction tires
- Fan-driven smoke unit
- Separately applied metal details
- Illuminated cab interior with engineer and fireman figures

**ROLLING STOCK FEATURES:**

- Die-cast metal sprung trucks and operating couplers with hidden uncoupling tab
- Metal underframe details
- PS-1 boxcar includes opening doors and box load
- PS-2 hopper includes rotating bearing caps
- PS-4 flatcar includes die-cast metal body with wood deck, removable stakes, and chains
- PS-5 gondola includes folding drop ends
- Extended vision caboose includes smoke unit, train crew figures, detailed interior, operating marker lights, interior lighting, and etched metal details

- Individually boxed
- Minimum Curve: 0-31
- Recommended Minimum Curve: 0-36

(6-31748) \$769.99

**RailSounds<sup>®</sup>**  
**5.0**







**ROTATING  
BEARING  
CAPS!**

**INCLUDES  
BOX LOAD!**



## MTA R-27 Subway

Lionel is proud to offer the MTA R-27 Subway Cars. Coupled in semi-permanent married pairs, these cars entered service in 1960 and often traveled to Manhattan through the tunnel, as indicated by the QT designation on the sign board. The R-27 cars were initially dressed in a kale green baked enamel finish, and they served New York City until the early 1990s.

Featuring the Legacy System—the next generation in TrainMaster Command Control—the R-27 has opening doors and authentic subway sounds. Listen for the operator announcing the subway stop near the former Lionel office in Manhattan. The cars also feature prototypical markings and signage for service in the early 1960s. An additional 2-Pack is available to create a longer train.

### FEATURES:

- Two pairs, one powered unit
- **TMCC II Legacy** equipped—able to run in Command Control Mode or in Conventional Transformer Control Mode
- **RailSounds 5.0** sound system with CrewTalk dialog, TowerCom announcements, and many more effects digitally recorded from an actual subway
- **Odyssey System** for speed control with ON/OFF switch
- Infrared wireless system connects each car
- Close coupling system allows near-prototypical distance between the cars
- Automatically opening passenger car doors with operating indicator lights
- Authentically detailed interiors with new passenger and train crew figures
- Interior lighting in all cars
- Directional lighting including prototypical marker lights
- Lighted sign boards
- Dual powerful maintenance-free motors with momentum flywheels
- All new die-cast metal sprung trucks
- Minimum Curve: 0-72
- Dimensions: Length: 4-Car Set: Approx. 60"
- Single car: Approx. 15"

**NEW!**

*Introducing  
Lionel subway  
cars for the  
first time ever!*

Concept model shown



Concept model shown



Concept model shown



**MTA R-27 Subway Car 2-Pack**

**FEATURES:**

- Two non-powered units
- **TMCC II Legacy** equipped—able to run in Command Control Mode or in Conventional Transformer Control Mode
- Infrared wireless system connects each car
- Close coupling system allows near-prototypical distance between the cars
- Automatically opening passenger car doors with operating indicator lights
- Authentically detailed interiors with new passenger and train crew figures
- Interior lighting in all cars
- Directional lighting including prototypical marker lights
- Lighted sign boards
- All new die-cast metal sprung trucks
- Minimum Curve: 0-72
- Dimensions: Length: 2-Car Set: Approx. 30"
- Single car: Approx. 15"

**NEW!**



Detailed interior as space and mechanics allow

(6-18378) MTA R-27 Subway Car 2-Pack \$359.99



(6-31751) MTA R-27 Subway \$699.99



### No. 269E O Gauge Freight Train

The handsome No. 269E O Gauge Freight Train was catalogued in 1935. Reintroduced for 2006, this classic tinplate train set features a locomotive and tender, an oil tank car with the famous Sunoco logo, a dump car with tilting bin, and a caboose.

#### SET FEATURES:

- #261E locomotive and #261T tender, a #654 oil tank car, a #659 dump car with tilting body, and a #657 caboose

#### LOCOMOTIVE FEATURES:

- Transformer controlled forward, neutral, and reverse operation
- TrainSounds sound system with chuffing, crew announcement, brake squeal, steam whistle, and bell
- Powerful AC motor
- Operating headlight
- Metal locomotive body, frame, and trucks
- Metal tender body and trucks

#### ROLLING STOCK FEATURES:

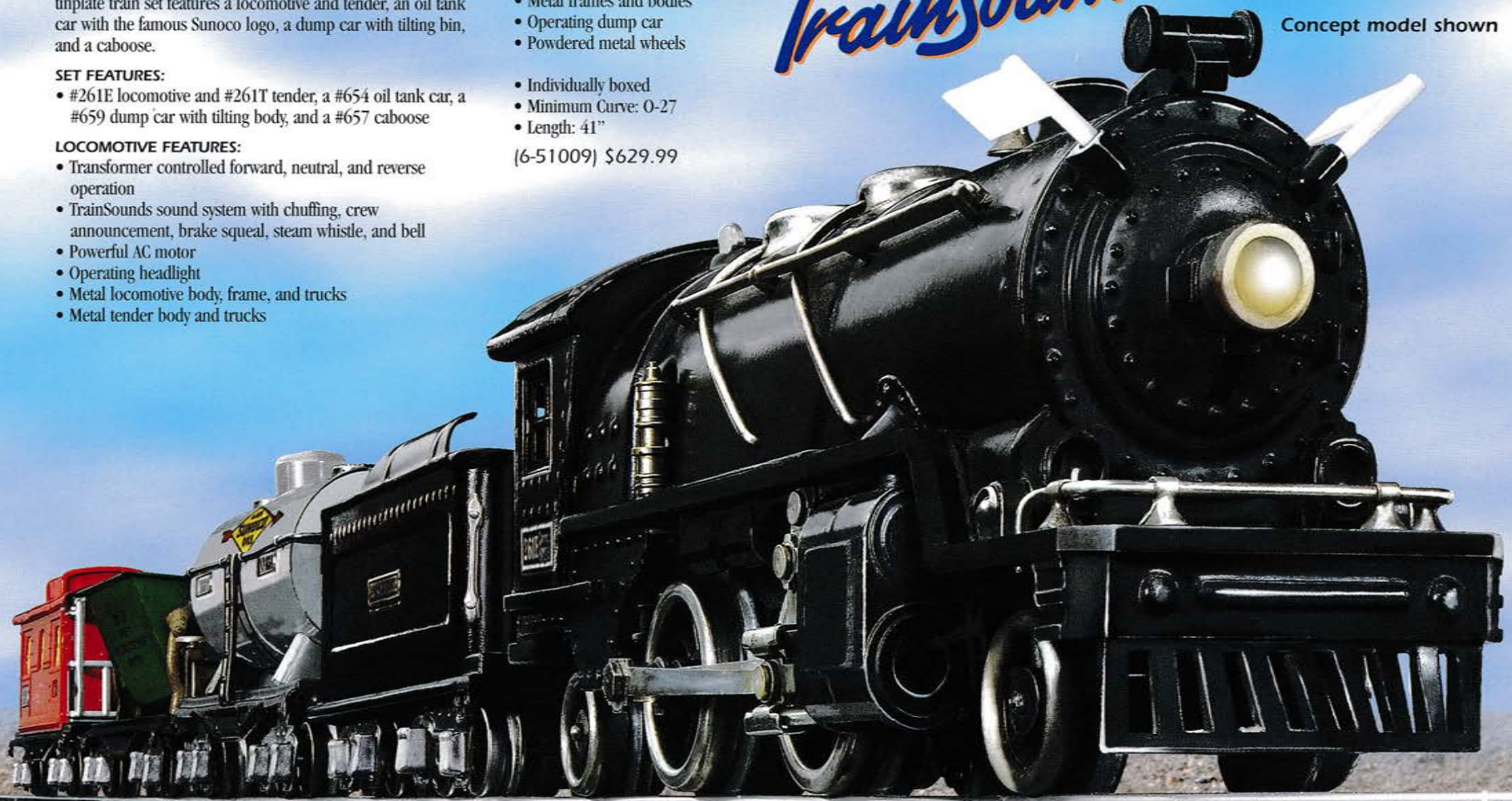
- Die-cast metal trucks with operating latch couplers
- Metal frames and bodies
- Operating dump car
- Powdered metal wheels

- Individually boxed
- Minimum Curve: 0-27
- Length: 41"

(6-51009) \$629.99

# TrainSounds™

Concept model shown



### #2269W B&O Diesel Freight Set

Led by a Pullmor powered F3 A-unit and a non-powered F3 B-unit diesel, the celebrated two-locomotive Baltimore and Ohio set is back after 50 years. The powered locomotive is now updated with TrainMaster Command Control, and the B-unit features the RailSounds sound system. This set features a long string of Postwar favorites.

#### SET INCLUDES:

- #2368P F3 powered A-unit, 2368C F3 non-powered B-unit, #3356 horse car and corral, #6518 double-truck flatcar with transformer, #6315 single-dome tank car, #3361 log dump car, #6517 bay window caboose

#### LOCOMOTIVE FEATURES:

- TrainMaster Command Control equipped—able to run in Command Control Mode or in Conventional Transformer Control Mode
- Directional lighting including operating headlights
- Front ElectroCoupler
- Dual powerful Pullmor motors
- Magne-Traction track gripping system
- Traction tires
- Die-cast metal trucks, pilots, and fuel tank
- Die-cast metal frame
- Illuminated cab interior
- Engineer and fireman figures

#### ROLLING STOCK FEATURES:

- Die-cast metal trucks and operating couplers
- #3356 horse car includes corral for loading and unloading horses
- #6518 double-truck flatcar includes transformer and sprung trucks
- #3361 log dump car includes tray, logs, and sprung trucks
- #6517 caboose features interior illumination, metal frame, and flashing rear end light
- #6315 tank cars feature sprung trucks
- Individually boxed
- Postwar Celebration Series plaque and packaging
- Minimum Curve: 0-31
- Length: 82 1/4"

#### NON-POWERED FEATURES:

- TrainMaster Command Control equipped
- RailSounds 5.0 sound system with CrewTalk communication and TowerCom announcements
- Rear ElectroCoupler
- Die-cast metal frame
- Directional lighting including operating back-up light
- Postwar Celebration Series plaque and packaging
- Minimum Curve: 0-31
- Length: 13"

(6-34504) Baltimore & Ohio Non-powered F3 A-unit \$199.99



*RailSounds*<sup>®</sup>  
5.0



(6-31752) #2369W B&O Diesel Freight Set \$739.99

Operating log dump car



Operating horse car and corral



(6-31740) #2519W Virginian Diesel Freight \$729.99

### #2519W Virginian Diesel Freight

Released in 1958, outfit #2519W would prove the last Lionel Train Master diesel freight set of the Postwar era. Led by a Pullmor powered Train Master diesel, the impressive Virginian set is back after almost 50 years. The powerful #2331 Train Master now comes updated with the TMCC and the RailSounds sound system. Among the collection of Postwar favorites that make up this set is a first time reissue of the classic #6557 smoking caboose.

**SET INCLUDES:**

- #2331 Virginian Train Master diesel locomotive, #6801 flatcar with boat, #6414 Evans auto loader, #6464-275 State of Maine boxcar, #6434 poultry dispatch car, #3530 EMD generator car, #6557 Lionel Lines smoking caboose

**LOCOMOTIVE FEATURES:**

- **TrainMaster Command Control** equipped—able to run in Command Control Mode or in Conventional Transformer Control Mode
- **RailSounds** sound system with **CrewTalk** communication and **TowerCom** announcements
- Directional lighting, including two operating headlights
- Front and rear **ElectroCouplers**
- Dual powerful **Pullmor** motors
- **Magne-Traction** track gripping system
- Traction tires
- Die-cast metal trucks, pilots, and fuel tank
- Metal frame
- Illuminated cab interior
- Engineer and fireman figures

**ROLLING STOCK FEATURES:**


- Die-cast metal trucks and operating couplers
- #6801 flatcar includes sprung trucks and removable boat
- #6414 Evans auto loader includes sprung trucks, metal superstructure, and four removable automobiles
- #6464-275 State of Maine boxcar includes sprung trucks and opening doors
- #6434 poultry dispatch car includes interior illumination
- #3530 EMD generator car includes internal rotating fan, opening doors, metal frame, detachable telephone pole, and searchlight
- #6557 Lionel Lines caboose includes metal frame, metal smokestack, and operating smoke unit
- Individually boxed
- Postwar Celebration Series plaque and packaging
- Minimum Curve: 0-31
- Length: 78"



Includes telephone pole and searchlight



(6-31753) #2551W Great Northern Diesel Freight \$739.99



### #2551W Great Northern Diesel Freight

Released in 1960, the #2551W remains one of the most sought after outfits for Lionel Postwar-era collectors. Like the original, a "powerhouse" Great Northern EP-5 rectifier diesel leads a six-car consist of accurately decorated reissues. Three freight car favorites—#6736 D&M Quad Hopper, #3512 Fireman and Ladder Car, and #6812 Track Maintenance Car—are available again for the first time.

The EP-5 locomotive is updated with TrainMaster Command Control and the RailSounds 5.0 sound system.

#### SET INCLUDES:

- #2358 Great Northern EP-5, #6827 Harnischfeger power shovel car, #6828 Harnischfeger construction crane car, #6736 Detroit & Mackinac quad hopper, #6812 track maintenance car, #3512 fireman and ladder car, #6427 Lionel Lines porthole caboose

#### LOCOMOTIVE FEATURES:

- **TrainMaster Command Control** equipped—able to run in Command Control Mode or in Conventional Transformer Control Mode
- **RailSounds** sound system with **CrewTalk** communication and **TowerCom** announcements
- Directional lighting, including two operating headlights
- Front and rear **ElectroCouplers**
- Powerful **Pullmor** motor
- **Magne-Traction** track gripping system
- Traction tires
- Die-cast metal trucks
- Stamped metal frame
- Illuminated and detailed cab interior
- Lighted number boards
- Engineer and brakeman figures

#### ROLLING STOCK FEATURES:

- Die-cast metal trucks and operating couplers
- #6812 track maintenance car includes two figures
- #3512 fireman and ladder car includes two metal ladders, three vertical nozzles, and oscillating fireman
- #6736 quad hopper includes sprung trucks and removable coal load
- #6828 Harnischfeger construction crane car includes removable crane with manually operating boom and winch
- #6827 Harnischfeger power shovel car includes removable power shovel with manually operating boom and shovel
- #6427 Lionel Lines porthole caboose features metal frame and interior lighting
- Individually Boxed
- Postwar Celebration Series plaque and packaging
- Minimum Curve: 0-31



**#2545WS "N&W" Space-Freight**

"Behind the bullet-nosed locomotive, a Magne-Traction masterpiece, comes a train complete with Rocket Age Power and Styling. The helicopter takes off at your remote control command. Fire the missile at the exploding target car and see the antenna rotate on the radar-scanning scope car. As up-to-date-as tomorrow's headlines!"

First released in 1959, the classic space-freight set is now updated with TrainMaster Command Control and the RailSounds 5.0 sound system.

**SET INCLUDES:**

- #746 steam locomotive and tender, #6175 flat car, #6470 exploding target car, #3419 operating helicopter launch car, #6650 missile launching car, #3540 radar car, #6517 bay window caboose

**LOCOMOTIVE FEATURES:**

- Based on original tooling
- **TrainMaster Command Control** equipped—able to run in Command Control Mode or in Conventional Transformer Control Mode
- Powerful Pullmor motor
- **Wireless Tether** connection between locomotive and tender
- Operating headlight

- Die-cast metal locomotive body, frame, and trucks
- **ElectroCoupler** on rear of tender
- **Magne-Traction** track gripping system
- Synchronized fan-driven smoke unit
- Separately applied metal details
- Glowing firebox in cab
- Engineer and fireman figures
- Die-cast metal tender body and six-wheel trucks

**RAILSOUNDS 5.0 SOUND SYSTEM WITH CUSTOM RECORDED EFFECTS, INCLUDING:**

- Multi-part **CrewTalk** dialog and **TowerCom** announcements to create realistic operating scenarios—from pulling out of the yard to initiating an emergency stop, in both conventional and Command Control environments
- Realistic operator-controlled effects, including the water injector, activated by the CAB-1 Remote Controller
- **DynaChuff** synchronized chuffing that shifts through 15 levels of intensity as the locomotive gains speed
- Simulate the locomotive running light or battling against a heavy load by manually adjusting the DynaChuff intensity with CAB-1 commands
- **MultiWhistle** effect simulates blows at different steam pressures, long and short attacks, and even extra quilling with each press of the whistle button

- Independently adjustable volume control—use the CAB-1 Remote Controller to lower the level of background effects such as chuffing, while keeping operator-controlled effects such as the whistle at full volume

**ROLLING STOCK FEATURES:**

- Die-cast metal trucks and operating couplers
- #6175 flat car includes rocket
- #3419 helicopter car includes launching helicopter
- #6650 missile car includes launching missile
- #3540 radar car features rotating antenna and illuminated radar screen
- #6517 bay window caboose features interior lighting and metal frame
- Individually boxed
- Postwar Celebration Series plaque and packaging
- Minimum Curve: 0-31
- Length: 86 1/2"




[6-31754] #2545WS "N&W" Space-Freight \$1159.99




Tender has six-wheel trucks






#175 Rocket Launcher available separately. See page 153.



See page 92.



Concept drawing shown

**Air Whistle Tender**


Add a J Class locomotive tender with an authentic air whistle.

**FEATURES:**

- Die-cast metal trucks and operating coupler
- Authentic air whistle
- Postwar Celebration Series plaque and packaging
- Minimum Curve: 0-27
- Length: 9 1/4"

(6-29850) \$69.99

**REALISTIC WHISTLE!**



# TRADITIONAL STEAM LOCOMOTIVES

## Traditional Steam Locomotives

- ✓ Operating whistles, headlights, and couplers
- ✓ Realistic smoke
- ✓ Minimum Curve: 0-27
- ✓ Affordable additions to Lionel train sets
- ✓ Perfectly matched to **Lionel Traditional Rolling Stock**

### 4-4-2 Steam Locomotives

Every railroad needs a strong stable of iron horses. Built of tough die-cast metal, the classic 4-4-2 is now available in Western Maryland and New York Central liveries.

#### ADDITIONAL FEATURES:

- Transformer controlled forward, neutral, and reverse operation
- Realistic air whistle in tender
- Powerful maintenance-free motor
- Operating headlight
- Die-cast metal locomotive body and frame
- Operating coupler on rear of tender
- Traction tires
- Puffing smoke unit
- Die-cast metal tender trucks
- Metal tender frame
- Minimum Curve: 0-27
- Length: 18 1/4"

(6-28677) Western Maryland 4-4-2 Steam Locomotive \$109.99



(6-36559) Western Maryland Caboose \$44.99



(6-28694) New York Central 4-4-2 \$109.99



(6-36566) New York Central Caboose \$47.99



(6-28675) Southern Pacific Docksider Switcher \$109.99



(6-28676) US Steel Docksider Switcher \$109.99



(6-36552) US Steel Work Caboose \$44.99



(6-36554) Southern Pacific Work Caboose \$44.99



(6-28674) C&O Docksider Switcher \$109.99



(6-36560) C&O Caboose \$44.99



(6-28695) Halloween Docksider Switcher \$109.99



See page 147

(6-36550) Halloween Transfer Caboose \$44.99



See page 108

**0-6-0 Docksider Switchers**

Built of tough die-cast metal, these mighty switchers offer plenty of action in an affordable package.

**FEATURES:**

- Transformer controlled forward, neutral,

and reverse operation

- Electronic steam whistle
- Directional lighting with operating headlight and back-up light
- Die-cast metal locomotive body and frame
- Powerful maintenance-free motor with

momentum flywheel

- Front and rear operating couplers
- Traction tires
- Puffing smoke unit
- Engineer and fireman figures
- Minimum Curve: 0-27
- Length: 8 1/2"

**Caboose**

- Die-cast metal trucks and operating couplers
- Interior illumination
- NYC features metal frame, ladders, toolboxes, and smokestack
- Minimum Curve: 0-27
- Length: 7 1/4"  
8 3/4" (Transfer and work cabooses)



## 0-4-0 Steam Locomotives

These die-cast metal switchers are ready for action on any layout. Push or pull rolling stock with dual operating couplers. Each locomotive also includes an all-new realistic steam whistle.

### FEATURES:

- Transformer controlled forward, neutral, and reverse operation
- Electronic steam whistle
- Powerful, maintenance-free motor
- Die-cast metal locomotive body and frame
- Traction tires
- Puffing smoke unit
- Die-cast metal tender trucks
- Die-cast metal tender frame
- Directional lighting, including operating headlight and back-up light
- Front and rear operating couplers
- Minimum Curve: 0-27
- Length: 15"

## Lionel Lines 2-8-4 Berkshire with TMCC

Take your ready-to-run train set or conventionally controlled layout to the next level with this affordable TMCC-equipped Berkshire locomotive. With a TMCC Command Base and CAB-1 Remote Controller (sold separately), all it takes is a one-wire connection to get started with the TrainMaster Command Control system. Fire the rear coupler, trigger announcements, and even blow the whistle with the freedom of walk-a-round remote control.

### FEATURES:

- **TrainMaster Command Control** equipped—able to run in Command Control Mode or in Conventional Control Mode
- **RailSounds** sound system with CrewTalk communication, TowerCom announcements, and **DynaChuff** synchronized chuffing
- Operating headlight
- **ElectroCoupler** on rear of tender
- Powerful maintenance-free motor with momentum flywheel
- Traction tires
- Puffing smoke unit
- Die-cast metal locomotive body, frame, and trucks
- Die-cast metal tender body and trucks with a metal frame
- Engineer and fireman figures
- Minimum Curve: 0-27
- Length: 19"

(6-28680) Reading 0-4-0 \$169.99



(6-28678) Rio Grande 0-4-0 \$169.99



(6-11101) Lionel Lines 2-8-4 Berkshire with TMCC \$349.99



(6-29834) Lionel Lines TrainSounds Caboose \$159.99




## Work Caboose

- Die-cast metal trucks and operating couplers
- Interior illumination
- Minimum Curve: 0-27
- Length: 8 3/4"



(6-36563) Reading Work Caboose \$44.99



(6-36557) Rio Grande Work Caboose \$44.99

# TrainSounds™

## Lionel Lines TrainSounds Caboose

### FEATURES:

- TrainSounds sound system with multi-part crew dialog
- Operates in the TMCC or conventional environment
- Volume control and ON/OFF switch
- Lighted interior
- Die-cast metal trucks and operating couplers
- Metal frame
- Length: 10 1/4"

(6-28683) Baltimore & Ohio Mikado \$259.99



See page 116.

(6-28684) Union Pacific Mikado \$259.99



See page 116.

### 2-8-2 Mikado Steam Locomotives

First used on the Nippon Railway in Japan in 1897, the 2-8-2 class steam locomotive was nicknamed Mikado, meaning "emperor" in Japanese. Gaining popularity in the United States before WWI, numerous 2-8-2 locomotives thundered across American high iron. This powerful Mikado steam locomotive is ready for duty on your railroad with the thrill of the TrainSounds sound system. Operate this locomotive with any standard transformer.

#### FEATURES:

- Transformer controlled forward, neutral, and reverse operation
- Conventional RailSounds sound system with synchronized chuffing, crew announcement, brake squeal, steam whistle, and bell
- Powerful maintenance-free motor with momentum flywheel
- Operating headlight
- Die-cast metal locomotive body, frame, and trucks
- Operating coupler on rear of tender
- Traction tires
- Puffing smoke unit
- Engineer and fireman figures
- Die-cast metal tender body and trucks
- Minimum Curve: 0-27
- Length: Approximately 19"

*RailSounds*™



### LionMaster Southern Pacific AC-12 Cab Forward

The popular Lionel AC-12 Cab Forward joins the LionMaster roster! Along with TMCC and the Odyssey System for speed control, this new Lionel model features the unsurpassed RailSounds 5.0 sound system, including the unique air horn. The Cab Forward is designed for maximum performance on curves as tight as 0-31.


#### FEATURES:

- **TrainMaster Command Control** equipped—able to run in Command Control Mode or in Conventional Transformer Control Mode
- **RailSounds 5.0** sound system with CrewTalk communication, TowerCom announcement, and DynaChuff synchronized chuffing
- **Odyssey System** for speed control
- **FatBoy** speaker for the ultimate in sound reproduction
- Wireless Tether connection between locomotive and tender
- Directional lighting, including operating headlight, classification lights, and operating back-up light on tender
- **ElectroCoupler** on rear of tender
- Dual powerful maintenance-free motors with momentum flywheels
- Traction tires
- Puffing, fan-driven smoke unit
- Die-cast metal locomotive body, pilot, and trucks
- Die-cast metal tender body and trucks
- Separately applied metal details
- Accurate, separately-applied builder's plates
- Authentically detailed cab interior
- Glass in cab windows
- Engineer and fireman figures
- Minimum Curve: 0-31
- Length: Approx. 27"

**RailSounds**<sup>®</sup>  
**5.0**

**LIONMASTER**

Concept model shown



Southern Pacific TrainSounds Caboose

FEATURES:

- TrainSounds sound system with multi-part crew dialog, enhanced sound quality, and improved low voltage operation
- Operates in the TMCC or conventional environments
- Volume control and ON/OFF switch
- Lighted interior
- Die-cast metal trucks and operating couplers
- Metal frame
- Length: 10 1/4"

*TrainSounds™*



Directional lighting, including tender back-up light



(6-29835) Southern Pacific TrainSounds Caboose \$159.99

**RUNS ON  
O-31 TRACK!**

Concept model shown

(6-11107) LionMaster Cab Forward \$849.99



## 0-8-0 Steam Locomotives

The USRA 0-8-0 performed switching duties and hauled short branchline trains on rails in every part of the country. With an 0-31 minimum curve, the Lionel 0-8-0 provides an affordable way to bring a scale-sized, super-detailed, steam locomotive to virtually any O gauge layout.

### FEATURES:

- Transformer controlled forward, neutral, and reverse operation
- TrainSounds sound system
- Powerful maintenance-free motor with momentum flywheel
- Lighting including operating headlight and back-up light on rear of tender
- Die-cast metal locomotive body, frame, trucks, and pilot
- Front and rear operating couplers
- Traction tires
- Puffing fan-driven smoke unit
- Opening roof hatches
- Realistic, separately applied coal load
- Separately applied metal details
- Accurate separately applied builder's plates
- Illuminated cab interior, including painted valve handles
- Glowing firebox in cab
- Cab window glass
- Engineer and fireman figures
- Die-cast metal tender body and trucks
- Minimum Curve: 0-31
- Length: 18 1/4"

**TrainSounds™**



Detailed boiler front and backhead with glowing firebox



Opening roof hatches



Separately applied coal load



(6-11109) Chesapeake & Ohio \$419.99



(6-11110) New York Central \$419.99





### Southern PS-4 Steam Locomotive

In its striking green and gold livery, the Southern PS-4 remains one of the most beautiful steam locomotives to ever ride the rails. First delivered in the mid-1920s, the colorful Pacific-types were inspired by English steamers of the era. With their 73" drivers and 4-6-2 wheel configuration, the PS-4's hauled the Southern's signature passenger varnish to speeds up to 80 miles per hour.

Available separately for the first time, this new scale-sized locomotive includes many distinguishing details and upgraded features. Complete with a brakeman's stand and Walschaerts valve gear, the Lionel model portrays the PS-4 as she would have looked in the late 1930s through 1940s. Now equipped with the RailSounds 5.0 sound system, the Lionel PS-4 also features the DynaChuff synchronized chuffing effect with a rate of four chuffs per revolution.



Opening cab  
roof hatch



Flickering fire box and  
painted valves in cab



New brakeman's stand

(6-11103) Southern PS-4 #1403 \$999.99

**RailSounds<sup>®</sup>**  
**5.0**

**FOUR  
CHUFFS PER  
REVOLUTION**




See page 118.



(6-15588) Southern Heavyweight Passenger Car 4-Pack \$494.99



(6-15593) Southern Heavyweight Passenger Car 2-Pack \$264.99



(6-15596) Southern Heavyweight StationSounds Diner \$294.99

**FEATURES:**

- Separately applied details include whistle rod, whistle and bell cords, brakeman's stand, and Walschaerts valve gear
- Realistic separately applied coal load
- Synchronized smoke unit with adjustable smoke output
- **TrainMaster Command Control** equipped—able to run in Command Control Mode or in Conventional Transformer Control Mode
- **Odyssey System** for speed control with ON/OFF switch
- **RailSounds 5.0** sound system with custom recorded effects including:
  - Multi-part **CrewTalk** dialog and **TowerCom** announcements to create realistic operating scenarios, from pulling out of the yard to initiating an emergency stop
  - Realistic operator-controlled effects, including the water injector, activated by the CAB-1 Remote Controller
  - Prototypical four chuffs per revolution
  - **DynaChuff** synchronized chuffing that shifts through 15 levels of intensity as the locomotive gains speed
- Simulate the locomotive running light or battling against a heavy load by manually adjusting the DynaChuff intensity with CAB-1 commands
- MultiWhistle effect simulates blows at different steam pressures, long and short attacks, and even extra quilling with each press of the whistle button
- Independently adjustable volume control—use the CAB-1 Remote Controller to lower the level of background effects such as chuffing, while keeping operator-controlled effects such as the whistle at full volume
- Many operator-controlled effects, including CrewTalk dialog and TowerCom announcements, are accessible using only a conventional transformer
- Dual **FatBoy speakers** for the ultimate in sound reproduction
- High-torque **Pitman®** motor with momentum flywheel
- **Wireless Tether** connection between locomotive and tender
- Operating headlight and classification lights
- Die-cast metal locomotive body, frame, and trucks
- Scale front coupler with interchangeable O gauge coupler for double-heading
- **ElectroCoupler** on rear of tender
- Traction tires
- Separately applied metal details
- Accurate separately applied builder's plates
- Opening cab roof hatch
- Illuminated cab interior with painted valve handles
- Variable ashpan glow
- Flickering firebox in cab
- Cab window glass
- Engineer and fireman figures
- Die-cast metal tender body and trucks
- Opening tender water hatch reveals easy-to-access RailSounds controls
- Minimum Curve: 0-54
- Dimensions: Length: 23 1/2"






### Chesapeake & Ohio F-19 4-6-2 Pacific

In 1932, the Chesapeake & Ohio Railway introduced its premier Pullman train, The George Washington. It commemorated the 200th anniversary of our first president's birth, who as St. James River Canal Company honorary president had direct lineage to the C&O. Advertised as "The Most Wonderful Train in the World" and pulled by a Class F-19 4-6-2 Pacific, this was the world's first air-conditioned train. Operating over the 599 miles between Washington, D.C. and Cincinnati, Ohio, it set a new standard for excellence.


Born at the depth of the Great Depression, "The George," as it became known, featured Hepplewhite and Duncan Fyfe furnishings reminiscent of colonial times. It soon became one of the most highly regarded U.S. passenger trains. Relive those glory days of high-speed mainline steam by adding The George to your passenger fleet. Heavyweight passenger cars are available separately.

#### FEATURES:

- Separately applied details include whistle cord
- Realistic separately applied coal load
- Synchronized smoke unit with adjustable smoke output
- **TrainMaster Command Control** equipped—able to run in Command Control Mode or in Conventional Transformer Control Mode
- **Odyssey System** for speed control with ON/OFF switch
- **RailSounds 5.0** sound system with custom recorded effects including:
  - Multi-part **CrewTalk** dialog and **TowerCom** announcements to create realistic operating scenarios from pulling out of the yard to initiating an emergency stop
  - Realistic operator-controlled effects, including the water injector, activated by the CAB-1 Remote Controller
  - Prototypical four chuffs per revolution
  - **DynaChuff** synchronized chuffing that shifts through 15 levels of intensity as the locomotive gains speed
  - Simulate the locomotive running light or battling against a heavy load by manually adjusting the DynaChuff intensity with CAB-1 commands
  - **MultiWhistle** effect simulates blows at different steam pressures, long and short attacks, and even extra quilling with each press of the whistle button
  - Independently adjustable volume control—use the CAB-1 Remote Controller to lower the level of background effects such as chuffing while keeping operator-controlled effects such as the whistle at full volume
- Many operator-controlled effects including CrewTalk dialog and TowerCom announcements are accessible using only a conventional transformer
- **FatBoy speaker** for the ultimate in sound reproduction
- High-torque Pittman® motor with momentum flywheel
- **Wireless Tether** connection between locomotive and tender
- Operating headlight and classification lights
- Die-cast metal locomotive body, frame and trucks
- Scale front coupler with interchangeable O gauge coupler for double-heading
- **ElectroCoupler** on rear of tender
- Traction tires
- Separately applied metal details
- Accurate separately applied builder's plates
- Opening cab roof hatches
- Illuminated cab interior with painted valve handles
- Variable ashpan glow
- Flickering firebox in cab
- Cab window glass
- Engineer and fireman figures
- Die-cast metal tender body and trucks
- Opening tender water hatch reveal easy-to-access RailSounds controls
- Directional back-up light on tender
- Minimum Curve: 0-54
- Dimensions: Length: Approx. 23 1/2"




(6-11108) Chesapeake & Ohio F-19 4-6-2 Pacific \$1159.99



The George Washington tail sign

Production drawing shown



See page 115 for The George Washington heavyweight passenger cars.



**Joshua Lionel Cowen Series  
Chesapeake & Ohio 2-6-6-6 Allegheny**

In the 1940s, the Chesapeake & Ohio Railway turned to the Lima Locomotive Works to produce a new powerhouse that would replace their aging H-7 class 2-8-8-2 coal haulers. Named in honor of the mountain range where it worked, this new locomotive took Lima's Superpower steam concept to a whole new level. Dubbed the Allegheny, it produced 7,500 horsepower at 40 m.p.h. and 110,200 lbs. of tractive force. The C&O designated the new steamers as class H-8, taking delivery of the first unit in 1941. The massive 2-6-6-6's could haul 10,000 ton trains from the coal fields of West Virginia to eastern ports. Despite their impressive performance, the switch to diesel power found the massive locomotives being retired as early as 1952. Although its career was brief, the sheer size and power of the Allegheny ensures its place on the roster of the greatest steam locomotives of all time.

This top-of-the-line 0 gauge locomotive accurately portrays C&O #1650, one of the last group built in 1948. Virtually every detail part and piece of piping is separately applied. Prototypical distinctions include cab window configurations, ladder arrangement, and unique overfire jets.

Some of the latest Lionel innovations are found in this TMCC-equipped articulated steamer, including the unsurpassed RailSounds 5.0 sound system. Listen to the ultra-realistic four chuffs per driver revolution as the locomotive battles down the mainline. As speed increases, the cadence of the chuff rate changes, just like the real thing.

**FEATURES:**


- **TrainMaster Command Control** equipped—able to run in Command Control Mode or in Conventional Transformer Control Mode
- **Odyssey System** for speed control with ON/OFF switch
- **RailSounds 5.0** sound system with custom recorded effects, including:
  - Multi-part **CrewTalk** dialog and **TowerCom** announcements to create realistic operating scenarios, from pulling out of the yard to initiating an emergency stop, in both conventional and command control environments

- Realistic operator-controlled effects, including the water injector, activated by the CAB-1 Remote Controller
- **Prototypical four chuffs per revolution**
- **DynaChuff** synchronized chuffing that shifts through 15 levels of intensity as the locomotive gains speed
- Simulate the locomotive running light or battling against a heavy load by manually adjusting the DynaChuff intensity with CAB-1 commands
- **MultiWhistle** effect simulates blows at different steam pressures, long and short attacks, and even extra quilling with each press of the whistle button
- Independently adjustable volume control—use the CAB-1 Remote Controller to lower the level of background effects such as chuffing, while keeping operator-controlled effects such as the whistle at full volume
- Dual **FatBoy** speakers for the ultimate in sound reproduction
- High-torque **Pitman**® motor with momentum flywheel
- **Wireless Tether** connection between locomotive and tender
- Directional lighting, including operating headlight and back-up light
- Illuminated classification and marker lights
- Illuminated number boards
- Die-cast metal locomotive body, frame, and trucks
- Scale front coupler with interchangeable 0 gauge coupler for double-heading
- **ElectroCoupler** on rear of tender
- Traction tires
- Synchronized fan-driven smoke unit
- Separately applied metal details
- Accurate separately applied builder's plates
- Opening cab roof hatch
- Illuminated cab interior with painted gauges, valves, and walls

- **Variable ashpan glow**
- **Flickering firebox** in cab
- Cab window glass
- Engineer and fireman figures
- Die-cast metal tender body and trucks
- Individually opening tender water hatches reveal easy-to-access RailSounds controls
- Minimum Curve: 0-72
- Length: 32"



**RailSounds®  
5.0**




**4 CHUFFS  
PER  
REVOLUTION!**

(6-38081) Chesapeake & Ohio 2-6-6-6 Allegheny \$1699.99



Painted and detailed cab interior



Tender includes separately applied coal and directional lighting



Separately applied overfire jets



Accurate builder's plates



*RailSounds*<sup>®</sup>  
5.0



**FREE**  
TMCC II LEGACY  
COMMAND SET  
(6-14595)  
WITH EACH PURCHASE  
OF A BIG BOY!  
SEE YOUR DEALER FOR DETAILS



All-new tooling features numerous separately applied details

(6-11104) Union Pacific Big Boy #4014 \$1,699.99




(6-11123) Union Pacific Big Boy #4023 \$1,699.99

(6-11122) Union Pacific Big Boy #4024 \$1,699.99







Smoke stack hood lifts away to reveal the double stacks



Swing-out scale front coupler



## Joshua Lionel Cowen Series Union Pacific 4-8-8-4 Big Boy

Picture yourself in 1942 standing atop Sherman Hill in Wyoming alongside the Union Pacific mainline. In the distance there's a whistle, and then the characteristic eight beats per revolution—it has to be an articulated steamer. As the noise grows louder, you see a mighty 4-8-8-4 Big Boy come into view, pulling a 70 to 80 car freight train at an amazing 50 m.p.h.

The massive Union Pacific Big Boy is the fastest and heaviest single-expansion steam locomotive ever built. UP Vice President Otto Jabelman's Department of Research and Mechanical Standards solved the need for doubleheading, helpers, and splitting long freights. A magnificent piece of railroad engineering, the American Locomotive Company (ALCo) produced 20 Big Boys in 1941 and another five in 1944.

In service, the Big Boys primary territory was west of Cheyenne, Wyoming on Sherman Hill and in Utah's Wasatch Mountains.

The Lionel Union Pacific Big Boy premieres the introduction of the Legacy System—the next generation of TrainMaster Command Control. Big Boy #4004, built in 1941, appears with the prototypical pilot-mounted air brake radiators and two from 1944—#4023 and #4024—feature accurate pilots as well. The 14-wheel centipede tender features a removable coal load and an auger at the bottom of the coal bunker.

### FEATURES:


- **TMCC II Legacy** equipped—able to run in Command Control Mode or in Conventional Transformer Control Mode
- **Odyssey System** for speed control with ON/OFF switch
- **RailSounds 5.0** sound system with custom recorded effects including:
- Multi-part **CrewTalk** dialog and **TowerCom** announcements to create realistic operating scenarios from pulling out of the yard to initiating an emergency stop, in both conventional and command control environments
- Realistic operator-controlled effects, including the water injector, activated by the CAB-1 Remote Controller
- Prototypical four chuffs per revolution
- **DynaChuff** synchronized chuffing that shifts through 15 levels of intensity as the locomotive gains speed
- Simulate the locomotive running light or battling against a heavy load by manually adjusting the DynaChuff intensity with CAB-1 commands
- MultiWhistle effect simulates blows at different steam pressures, long and short attacks, and even extra quilling with each press of the whistle button
- Independently adjustable volume control—use the CAB-1 Remote Controller to lower the level of background effects such as chuffing while keeping operator-controlled effects such as the whistle at full volume
- **FatBoy** speaker for the ultimate in sound reproduction
- High-torque **Pittman®** motor with momentum flywheel
- **Wireless Tether** connection between locomotive and tender
- Directional lighting including operating headlight and back-up light
- Illuminated classification and marker lights
- Illuminated number boards
- Removable smoke stack hood
- Die-cast metal locomotive body, frame and trucks

- Scale front coupler with interchangeable O gauge coupler for double-heading
- **ElectroCoupler** on rear of tender
- Traction tires
- Synchronized fan-driven smoke unit with adjustable smoke output
- Separately applied metal details
- Accurate separately applied builder's plates
- Opening cab roof hatch
- Illuminated cab interior with painted gauges, valves and walls
- Variable ashpan glow
- Flickering firebox in cab
- Cab window glass
- Engineer and fireman figures
- Die-cast metal tender body and trucks
- Individually opening tender water hatches reveal easy-to-access RailSounds controls
- Opening coal bunker doors
- Removable coal load lifts away to reveal auger detail in coal bunker
- Minimum Curve: 0-72
- Dimensions: Approx. Length: 32"



**FREE**  
**TMCC II LEGACY**  
**COMMAND SET**  
(6-14595)  
**WITH EACH PURCHASE**  
**OF A BIG BOY!**  
SEE YOUR DEALER FOR DETAILS







Separately applied piping and valves



Upper and lower opening coal bunker doors on tender



Painted and detailed cab interior



Coal load lifts away to reveal the detailed coal auger



(6-17690) Union Pacific CA-4 Caboose #3826 \$89.99



(6-17691) Union Pacific CA-4 Caboose #25103 \$89.99



See page 136 for cabooses.

(6-27361) PFE Wood-Sided Reefer #25103 \$64.99



See page 137 for wood-sided reefers.

(6-11657) PFE Wood-Sided Reefer 3-Pack #25103 \$194.99



# TRADITIONAL DIESEL LOCOMOTIVES

## Traditional Diesel Locomotives

- ✓ Colorful paint schemes
- ✓ Minimum Curve: 0-27
- ✓ Affordable action for any Lionel train set
- ✓ Perfectly matched to **Lionel Traditional Rolling Stock**

### Milwaukee Road Snowplow

Keep your mainline clear with this classic motorized unit. Painted in bold Milwaukee Road colors, this snowplow features the legendary power of a genuine Pullmor motor.

#### FEATURES:

- Transformer controlled forward, neutral, and reverse operation
- Powerful Pullmor motor
- Operating headlight
- Operating coupler on rear of unit
- Traction tire
- Die-cast metal frame
- Minimum Curve: 0-27
- Length: 7 3/4"

**PULLMOR  
POWERED!**

(6-28413) Milwaukee Road Snowplow \$209.99



(6-28415) Third Avenue Trolley \$69.99

**NEW!**



### Third Avenue Trolley

Birney Safety Trolley #1651 worked on the Third Avenue Railway. With bright LED headlights, interior lighting, and all-new roof details, the Lionel Third Avenue Trolley is perfect for any layout and a must-have for anyone who loves New York City.

#### FEATURES:

- All-New roof
- Bumper controlled forward and reverse operation
- Operating LED headlights
- Interior lighting with passenger silhouettes
- Powerful maintenance-free motor
- Traction tire
- Minimum Curve: 0-27
- Length: 6 3/4"


### GP9 Diesel Locomotive

Beef up your diesel fleet with this new freight growler, ready for action in 2006. Includes a powerful horn and dual operating couplers. The GP9 offers the added strength of a metal frame and handrails. This classic provides extra pulling power with dual motors and die-cast metal trucks. A matching caboose is available for each livery.

#### FEATURES:

- Transformer controlled forward, neutral, and reverse operation
- Electronic diesel horn
- Operating headlights
- Front and rear operating couplers
- Dual powerful maintenance-free motors
- Traction tires
- Die-cast metal trucks and fuel tank
- Interior illumination
- Metal frame
- Engineer and fireman figures
- Minimum Curve: 0-27
- Length: 14"

(6-28865) Great Northern GP9 \$209.99



**DIE-CAST  
METAL  
TRUCKS**

(6-26877) U.S. Army Missile Launch Sound Car \$189.99



**U.S. Army Missile Launch Sound Car**

Add realistic sound to your Missile Launcher Locomotive with the matching U.S. Army Missile Launch Sound Car. Synchronized with the launcher locomotive (sold separately), the missile launch sound car adds a fiery whoosh to each missile launched.

**FEATURES:**

- Sound effects include the whoosh of missiles, warning claxon, siren, and special crew announcements
- Die-cast metal trucks and operating couplers
- Metal frame
- TrainMaster Command Control System required
- Length: 10 1/4"

(6-28411) U.S. Army Missile Launcher Locomotive \$299.99



**U.S. Army Missile Launcher Locomotive**

The popular Missile Launcher Locomotive is ready for duty in the U.S. Army. Fire the missiles using your CAB-1 Remote Controller or an uncoupling track section.

**FEATURES:**

- **TrainMaster Command Control** equipped—able to run in Command Control Mode or in Conventional Transformer Control Mode
- Missile launching function via TMCC CAB-1 Remote Controller or with Remote Control Track (both sold separately)
- Operating headlights
- **ElectroCoupler** on rear of locomotive
- Powerful Pullmor motor
- **Magne-Traction** track gripping system
- Metal frame
- Flashing strobe light
- Operator figure
- Four missiles
- Length: 12 1/2"



Military accessories available on pages 142-143



## Standard O Diesel Locomotives

- ✓ **New Diesel Drive System!**  
All Standard O diesels feature a new drive system for smoother operation at low speeds and easy maintenance.
- ✓ Scale proportions
- ✓ Separately applied detail parts
- ✓ Super-detailed die-cast metal trucks
- ✓ Authentic paint schemes
- ✓ Perfectly matched to **Lionel Standard O Rolling Stock**

(6-28248) Non-powered Rio Grande SD 40T-2 \$159.99



### Non-powered Rio Grande SD-40T-2 Diesel Locomotive

With intake vents positioned at the lower rear of the hood, the SD-40T-2 locomotives were built to operate through snowsheds and tunnels. Ready for duty in the conventional environment, the Rio Grande SD-40T-2 diesel locomotives includes the distinctive see-through grills on the sides. This unit is non-powered for easy double-heading.

#### NON-POWERED SD-40T-2 FEATURES:

- Die-cast metal trucks, fuel tank, and pilots
- Metal frame
- Separately applied metal details
- Front and rear operating couplers
- Minimum Curve: 0-31
- Length: 17"

NON-POWERED UNIT!

### Hi Nose ALCo C-420 Diesel Locomotives

New for 2006, the powerful ALCo C-420 diesel locomotives appear with the "hi nose" bodies used on the Norfolk and Western Railroad. The Norfolk and Western C-420 entered the scene in 1964, becoming a powerful freight hauler.

#### POWERED UNIT FEATURES:

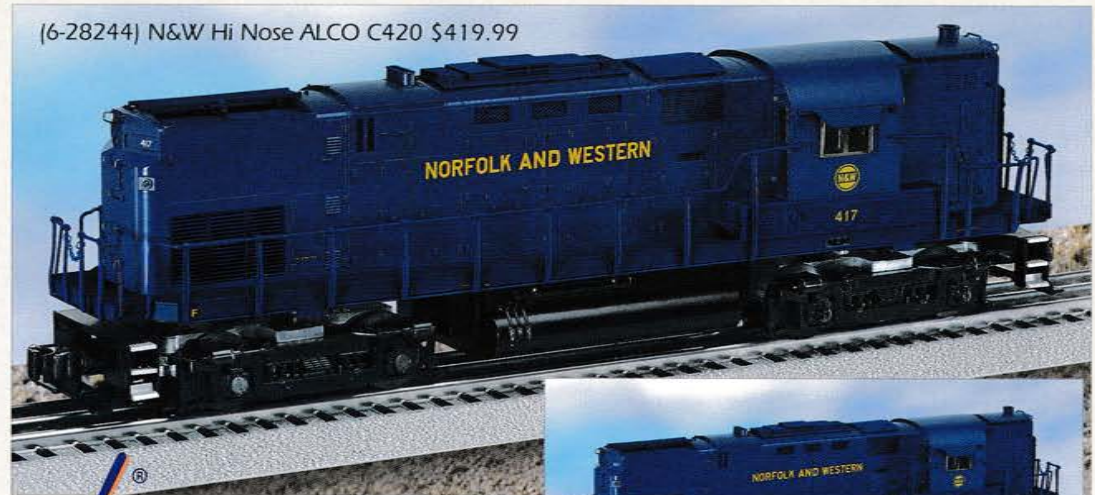
- **TrainMaster Command Control** equipped – able to run in Command Control Mode or in Conventional Transformer Control Mode
- **RailSounds 5.0** sound system with new intelligible CrewTalk dialogue, more TowerCom announcements, and eight diesel RPM levels
- **Odyssey System** for speed control with ON/OFF switch

- Directional lighting, including LED headlights
- Operating marker lights
- Front and rear **ElectroCouplers**
- Dual powerful maintenance-free motors with momentum flywheels
- Traction tires
- Fan-driven smoke system
- Die-cast metal trucks, pilots, and fuel tank
- Metal frame
- Separately applied metal details
- Illuminated number boards
- Illuminated cab interior

#### NON-POWERED UNIT FEATURES:

- Die-cast metal trucks, pilots, and fuel tanks
- Front and rear operating couplers
- Minimum Curve: 0-31
- Length: 15"

(6-28244) N&W Hi Nose ALCO C420 \$419.99



RailSounds

5.0

(6-28250) N&W Hi Nose ALCO C420 non-powered \$159.99



# RailSounds<sup>®</sup> 5.0

(6-28241) Chicago &amp; North Western U30C \$454.99



(6-28253) Chicago &amp; North Western U30C non-powered \$159.99



## U30C and U33C Diesel Locomotives

Scale-sized Lionel U-boats are back in two road names and featuring the RailSounds 5.0 sound system. Both the Southern Pacific and the Chicago & North Western relied on the proven power of these General Electric workhorses. In fact, the SP had the largest fleet of U33C's in the country. Both Lionel models offer prototypical decoration and detailing. A matching non-powered unit is available in each livery.

### POWERED UNIT FEATURES:

- **TrainMaster Command Control** equipped—able to run in Command Control Mode or in Conventional Transformer Control Mode
- **RailSounds 5.0** sound system with new intelligible CrewTalk dialog, more TowerCom announcements, and eight diesel RPM levels
- **Odyssey System** for speed control with ON/OFF switch
- Directional lighting, including LED headlights
- Operating marker lights
- Front and rear **ElectroCouplers**
- Dual powerful maintenance-free motors with momentum flywheels
- Traction tires
- Fan-driven smoke unit
- Die-cast metal trucks, pilots, and fuel tank
- Metal frame
- Separately applied metal details
- Illuminated number boards
- Illuminated cab interior
- Flashing strobe light on SP version
- Minimum Curve: 0-31
- Length: 17"

(6-28242) Southern Pacific U33C \$454.99



(6-28252) Southern Pacific U33C non-powered \$159.99



**E7 A-A Diesel Locomotives**

Available in the New York Central and Union Pacific liveries, the E7 diesel locomotive is new for 2006. These massive diesel sets are equipped with an Odyssey System ON/OFF switch. Matching powered and non-powered B-units are available in each livery. Add a Breakdown B-unit for even more excitement!

**EACH SET INCLUDES:**

- Powered A-unit, non-powered A-unit

**FEATURES:**

- **TrainMaster Command Control** equipped—able to run in Command Control Mode or in Conventional Transformer Control Mode
- **Odyssey System** for speed control with ON/OFF switch
- **RailSounds 5.0** sound system with new intelligible CrewTalk dialog, more TowerCom announcements and eight diesel RPM levels
- Directional lighting including LED headlights
- **ElectroCouplers** on the front of each A-unit
- Dual powerful maintenance-free motors with momentum flywheels
- Traction tires
- Fan-driven smoke unit in both the powered and non-powered A-units
- Die-cast metal trucks, pilots and fuel tanks
- Metal frames
- Separately applied metal details
- Separately applied metal handrails and screens
- Pivoting diaphragms on rear
- Opening doors
- Accurate builder's plates
- Lighted number boards
- Illuminated cab interior
- Engineer and fireman figures
- Minimum Curve: 0-36
- Length: E7 A-A set: 34"

**EACH E7 POWERED B-UNIT FEATURES:**

- **TrainMaster Command Control** equipped—able to run in Command Control Mode or in Conventional Transformer Control Mode
- **Odyssey System** for speed control with ON/OFF switch
- Dual powerful maintenance-free motors with momentum flywheels
- Traction tires
- Directional lighting with operating back-up light
- **ElectroCoupler** on rear
- Die-cast metal trucks and fuel tank
- Opening doors
- Pivoting diaphragms
- Minimum Curve: 0-36
- Length: 17"

*RailSounds*<sup>®</sup>  
5.0

(6-24574) Union Pacific A-A E7 set \$699.99



(6-24596) Breakdown B-unit



See page 80.

(6-24579) New York Central A-A E7 set \$699.99



(6-24597) Breakdown B-unit




See page 80.





(6-24577) Union Pacific Non-powered E7 B-unit \$149.99

(6-24578) Union Pacific Powered E7 B-unit \$299.99



(6-24582) New York Central Non-powered E7 B-unit \$149.99

(6-24583) New York Central Powered E7 B-unit \$299.99



### F7 A-B-A Diesel Locomotives

New for 2006, Lionel introduces the F7 diesel locomotives, decorated in the Pennsylvania and Santa Fe liveries. With numerous prototypical details unique to each road name, these sets are equipped with an Odyssey System ON/OFF switch, and the matching powered F7 B-units are available in each livery. Add a Breakdown B-unit for even more excitement!

#### EACH A-B-A SET INCLUDES:

- One powered F7 A-unit, one non-powered F7 B-unit, one non-powered F7 A-unit

#### FEATURES:

- **TrainMaster Command Control** equipped—able to run in Command Control Mode or in Conventional Transformer Control Mode
- **Odyssey System** for speed control with ON/OFF switch
- **RailSounds 5.0** sound system with new intelligible CrewTalk dialog, more TowerCom announcements, and eight diesel RPM levels
- Directional lighting including LED headlights and back-up lights
- **ElectroCouplers** on the front of each A-unit and the rear of the B-unit
- Dual powerful maintenance-free motors with momentum flywheels
- Traction tires
- Fan-driven smoke unit in both the powered and non-powered A-units
- Die-cast metal trucks, pilots, and fuel tanks
- Die-cast metal frames
- Separately applied metal details
- Separately applied metal handrails and screens
- Pivoting diaphragms on rear
- Opening doors
- Accurate builder's plates
- Lighted number boards
- Illuminated cab interior
- Engineer and fireman figures
- Minimum Curve: 0-31
- Dimensions: Length: F3 A-B-A set: 39"  
F7 A-unit: 13"  
F7 B-unit: 13"

#### EACH F7 POWERED B-UNIT FEATURES:

- **TrainMaster Command Control** equipped—able to run in Command Control Mode or in Conventional Transformer Control Mode
- **Odyssey System** for speed control with ON/OFF switch
- Dual powerful maintenance-free motors with momentum flywheels
- Traction tires
- Directional lighting with operating back-up light
- **ElectroCoupler** on rear
- Die-cast metal trucks and fuel tank
- Opening doors
- Pivoting diaphragms
- Minimum Curve: 0-31
- Length: 17"



(6-24584) Pennsylvania F7 A-B-A Set \$899.99



(6-24588) Pennsylvania F7 Powered B-unit \$299.99



(6-24593) Santa Fe F7 Powered B-unit \$299.99



(6-24589) Santa Fe F7 A-B-A Set \$899.99



*RailSounds*<sup>®</sup>  
5.0



### Breakdown B-units

These B-units have worked hard. They pulled long freight trains, labored up grades, and battled the elements in extreme heat and cold. These tired locomotives are certainly due for some routine maintenance.

But maintenance will have to wait—the B-unit needs to pull one more freight back home. As the train moves along, the B-unit begins to show signs of trouble. Before long, the train crew notices the problem. Listen for the sounds of the struggling diesel engine and the frustrated train crew dialog. When the train stops, the B-unit “breaksdown” completely, spewing smoke from under the hood. You can get the train moving again, and the sequence starts over.

#### FEATURES:

- **TrainMaster Command Control** equipped—able to run in Command Control Mode or in Conventional Transformer Control Mode
- **RailSounds 5.0** sound system with custom recorded effects including:
  - Multi-part **CrewTalk** dialog and **TowerCom** announcements to create a realistic breakdown scenario
  - Independently adjustable volume control—use your CAB-1 Remote Controller to lower the level of background effects while keeping operator-controlled effects such as the whistle at full volume
  - Many operator controlled effects including CrewTalk dialog and TowerCom announcements are accessible using only a conventional transformer
- Rear **ElectroCoupler** with the ability to release in the conventional environment
- Fan-driven smoke unit
- ON/OFF switch
- Die-cast metal trucks
- Metal frame
- Length: F7: 13”  
E7: 17”

**REALISTIC  
BREAKDOWN  
SEQUENCE!**

(6-24596) Union Pacific E7 Breakdown B-unit \$269.99



(6-24597) New York Central E7 Breakdown B-unit \$269.99



(6-24594) Pennsylvania F7 Breakdown B-unit \$269.99

**CREW  
DIALOG EXPLAINS  
THE SCENARIO!**



**SMOKE  
SIMULATES  
ENGINE  
FAILURE!**

(6-24595) Santa Fe F7 Breakdown B-unit \$269.99



**RailSounds<sup>®</sup>**  
**5.0**

**BB Class Electric Locomotives**

Noisily shuttling through complicated coach yard switches, the deceptively diminutive BB class electric locomotives proved the workhorses of passenger stations in Philadelphia, New York and Long Island. Affectionately dubbed “rats” by railfans and railroaders, the mighty little boxcars switched consists for famous name trains and commuter runs alike. First built by Altoona in 1926, the BB class ran in pairs through the 1930s, but later operated as single units.

Constructed almost entirely of die-cast metal, this model includes headlight, handrail, and other detail distinctions specific to their particular roadname and era. The decoration is specific to the 1920s and 1930s, when the switchers still prototypically operated in pairs and were just beginning to run as single units. Complete with dual ElectroCouplers, the powered BB unit can even run independently in Command Control or Conventional Transformer Mode.

**SET INCLUDES:**

- One powered and one non-powered unit

**FEATURES:**

- **TrainMaster Command Control** equipped—able to run in Command Control Mode or in Conventional Transformer Control Mode
- Powered unit can run independently in Command Control Mode or in Conventional Transformer Control Mode
- **Odyssey System** for speed control with ON/OFF switch
- **RailSounds 5.0** sound system with custom recorded effects including:
  - Multi-part **CrewTalk** dialog and **TowerCom** announcements to create realistic operating scenarios from pulling out of the yard to initiating an emergency stop
  - Adjust blower RPM independent of locomotive speed via a CAB-1 command
  - **MultiWhistle** effect simulates blasts at different air pressures, creating a realistic variety of sounds with each press of the WHISTLE button

- Independently adjustable volume control—use your CAB-1 Remote Controller to lower the level of background effects, while keeping operator-controlled effects such as the whistle at full volume
- Many operator controlled effects, including CrewTalk dialog and TowerCom announcements, are accessible using only a conventional transformer
- Powerful maintenance-free motor with momentum flywheel in powered unit
- Directional lighting during both single and paired operation
- Illuminated marker and classification lights
- Die-cast metal locomotive body, frame, and trucks
- Front **ElectroCoupler** on each unit for paired operation
- Powered unit includes front and rear ElectroCouplers for independent running
- Traction tires
- Separately applied metal details
- Cab window glass
- Illuminated cab interior in powered unit
- Engineer and fireman figures in powered unit
- Minimum Curve: 0-31
- Length: Pair: 15 3/8”  
Single Unit: 7 5/8”

Production drawing shown

(6-18364) Pennsylvania BB1 Electric Locomotive \$649.99



# ELECTRIC LOCOMOTIVES



(6-18371) Pennsylvania #4912 (Tuscan 5-stripe) \$899.99



(6-18372) Pennsylvania #4925 (Brunswick green single-stripe) \$899.99

(6-18374) Pennsylvania #4866 (Silver) \$899.99



*RailSounds*<sup>®</sup>  
5.0



See page 120 for Congressional passenger cars.

### GG1 Electric Locomotive

New for 2006, the Joshua Lionel Cowen Series GG1 is available in the striking silver and red livery and packed with top-of-the-line features.


To simulate prototypical operation, press a button on the CAB-1 Remote Controller and watch a plume of smoke erupt from the blow-off stack. Other action-packed features include intricate metal pantographs that deploy and retract automatically, and RailSounds 5.0 effects synchronized to each operation. For customized operation, a CAB-1 command can adjust pantograph orientation regardless of direction. Those who prefer conventional operation are not left out. Most of these and other exciting features can be easily accessed with traditional transformer control.

Add a set of Congressional passenger cars for an impressive consist.

#### FEATURES:

- **TrainMaster Command Control** equipped—able to run in Command Control Mode or in Conventional Transformer Control Mode
- **Odyssey System** for speed control with ON/OFF switch
- Operating pantographs deploy and retract according to direction, a TMCC CAB-1 command, or with Conventional Mode roof mounted switches
- Pantograph lock-down prevents accidental operation on layouts with low clearances
- **RailSounds 5.0** sound system, with new intelligible CrewTalk dialog and more TowerCom announcements, each with different scenarios depending on whether the locomotive is in motion or stopped
- RailSounds 5.0 effects simulate the raising and lowering of the pantographs, perfectly synchronized with each operation
- Adjust the blower RPM independent of locomotive speed via a CAB-1 command
- **MultiHorn** effect realistically varies the horn blast with each press of the button
- Independently adjustable volume control—lower the level of background effects such as the blower with the CAB-1 Remote Controller, while keeping operator-controlled effects such as the horn at full volume
- Many operator-controlled effects, including **CrewTalk** dialog and **TowerCom** announcements, are accessible in Conventional Transformer Control Mode
- Dual **FatBoy** speakers for the ultimate in sound reproduction
- Realistic steam generator blow-off—a plume of smoke erupts from the stack in Conventional or Command Control Mode
- Dual powerful maintenance-free motors with momentum flywheels
- Directional LED headlights
- Directional marker lights illuminate on the end opposite of the active headlight
- Illuminated number boards
- Die-cast metal body and trucks
- Front and rear **ElectroCouplers**
- Traction tires
- Accurate separately applied builder's plates
- Illuminated front cab interior
- Engineer and fireman figures in front cab
- Opening side doors, end doors, and roof hatches
- Removable roof panel reveals all controls for easy adjustments without having to remove the GG1 from the track
- Minimum Curve: 0-72
- Length: 20"

(6-18373) New York Central S-2 Electric \$499.99



### New York Central S-2 Electric

Following the success of its one and only S-1 electric locomotive, the New York Central ordered 32 nearly identical copies in 1906. Like their predecessor, these "motors" were built by a partnership of the American Locomotive Company and General Electric. The railroad classed them S-2 and immediately sent them into service over their electrified lines, hauling everything from signature varnish into Grand Central Terminal to local commuter trains. The mighty S-2's ran for decades, outlasting even their parent railroad by almost twenty years when the last of the class was retired in 1981.

The Lionel New York Central S-2 includes subtle details that make it unique from the prototype S-1 #100, such as recessed front steps and other body details. Other enhancements include a new separately applied bell cord. The locomotive is painted in the modern NYC livery of the 1950s and 1960s, including "blade" font lettering and yellow handrails. Upgraded since the release of the Lionel S-1, this new electric also features the state-of-the-industry RailSounds 5.0 sound system.

#### FEATURES:

- New body details and recessed front steps accurately portray an S-2 electric
- **TrainMaster Command Control** equipped—able to run in Command Control Mode or in Conventional Transformer Control Mode
- **Odyssey System** for speed control with ON/OFF switch
- **RailSounds 5.0** sound system with new intelligible CrewTalk dialog and more TowerCom announcements
- Powerful maintenance-free motor with momentum flywheel
- Directional lighting with operating headlights
- Die-cast metal body, frame, and trucks
- Metal pantographs
- Separately applied details, including bell cord and accurate builder's plates
- Cab window glass
- Engineer and fireman figures
- Minimum Curve: 0-36
- Length: 11 3/4"




**Introducing K-Line By Lionel**

Lionel is proud to announce K-Line By Lionel! This family of products features your favorite traditional K-Line offerings, including locomotives, rolling stock, and accessories. Lionel is now able to offer you even more quality, mid-priced choices.

Four commemorative pieces mark the launch of this exciting new line. Each piece is emblazoned with the brand new K-Line By Lionel logo. And that's only the beginning. See the other K-Line By Lionel offerings on the following pages.

(6-36607) K-Line By Lionel Caboose \$39.99



**NEW!**

**K-Line By Lionel Boxcar**

Celebrate the launch of K-Line By Lionel with this collectible boxcar.

**FEATURES:**

- Die-cast metal trucks and operating couplers
- Metal frame
- Opening doors
- Minimum Curve: 0-27
- Dimensions: Length: Approx. 10 1/2"

(6-38621) K-Line By Lionel Pacific Locomotive \$259.99



**K-Line By Lionel Caboose**

Complete your commemorative consist with the K-Line By Lionel caboose.

**FEATURES:**

- Die-cast metal trucks and operating couplers
- Interior lighting
- Minimum Curve: 0-27
- Dimensions: Length: 7 1/8"


**NEW!**

(6-15060) K-Line By Lionel Boxcar \$39.99





**NEW!**



**K-Line By Lionel Pacific Locomotive**

This Pacific steam locomotive takes its place in the stable of Lionel "iron horses."

**FEATURES:**

- Transformer controlled forward, neutral and reverse operation
- Electronic whistle
- Powerful maintenance-free motor with momentum flywheel
- Operating headlight
- Die-cast metal locomotive body, frame and trucks
- Operating coupler on rear of tender
- Traction tires
- Puffing smoke unit
- Die-cast metal tender body and trucks
- Minimum Curve: 0-27
- Dimensions: Length: 20"

**NEW!**

(6-18988) K-Line By Lionel MP-15 Diesel Locomotive \$139.99



**K-Line By Lionel MP-15 Diesel Locomotive**

Dressed in orange and blue, the MP-15 joins the Lionel roster.

**FEATURES:**

- Transformer controlled forward, neutral and reverse operation
- Operating diesel horn
- Operating headlights
- Front and rear operating couplers
- Powerful maintenance-free dual motors
- Traction tires
- Cab interior lighting
- Engineer figures
- Die-cast metal trucks and fuel tank
- Metal frame and handrails
- Minimum Curve: 0-27
- Dimensions: Length: 12 1/8"

**NEW!**



(6-38620) Baltimore & Ohio Porter \$99.99



**Baltimore & Ohio Porter**

Dressed in the B&O livery, this small, die-cast metal Porter steam locomotive features puffing smoke, a lighted cab, and an operating headlight.

**FEATURES:**

- Transformer controlled forward, neutral and reverse operation
- Front and rear semi-scale couplers with optional O gauge couplers

- Operating headlight
- Powerful maintenance-free motor
- Traction tire
- Puffing smoke unit
- Die-cast metal locomotive body and frame
- Engineer figure
- Minimum Curve: 0-27
- Dimensions: Length: Approx. 5"

**NEW!**



(6-18989) Bethlehem Steel Plymouth Switcher \$99.99



**Bethlehem Steel Plymouth Switcher**

The die-cast metal Plymouth switcher features an operating smoke unit, marker lights, and directional lighting.

**FEATURES:**

- Transformer controlled forward, neutral and reverse operation
- Front and rear semi-scale couplers with optional O gauge couplers

- Operating headlight and marker lights
- Powerful maintenance-free motor
- Traction tire
- Operating smoke unit
- Die-cast metal locomotive body and frame
- Minimum Curve: 0-27
- Dimensions: Length: 6"

(6-31768) Baltimore & Ohio Rolling Stock Set \$99.99



**NEW!**

**Baltimore & Ohio Rolling Stock Set**

These cars are perfect for the B&O Porter.

**SET INCLUDES:**

- Three hoppers, caboose

**FEATURES:**

- Die-cast metal sprung trucks
- Lighted caboose interior
- Minimum Curve: 0-27
- Dimensions: Length: Approx. 37"

(6-31767) Bethlehem Steel Rolling Stock Set \$99.99



**NEW!**

**Bethlehem Steel Rolling Stock Set**

These cars complement the Bethlehem Steel Plymouth switcher.

**SET INCLUDES:**

- Three hoppers, caboose

**FEATURES:**

- Die-cast metal sprung trucks
- Lighted caboose interior
- Minimum Curve: 0-27
- Dimensions: Length: Approx. 37"



## K-LINE BY LIONEL

(6-38619) Santa Fe Pacific Locomotive \$259.99



### Santa Fe Pacific

The Santa Fe Pacific steam locomotive wears a stylized red warbonnet, reminiscent of the Santa Fe logo.

#### FEATURES:

- Transformer controlled forward, neutral, and reverse operation
- Electronic whistle
- Powerful maintenance-free motor with momentum flywheel
- Operating headlight
- Die-cast metal locomotive body, frame, and trucks
- Operating coupler on rear of tender
- Traction tires
- Puffing smoke unit
- Die-cast metal tender body and trucks
- Minimum Curve: 0-27
- Dimensions: Length: 20"

**NEW!**

**NEW!**



(6-30064) Pennsylvania Speeder Set \$74.99



### Pennsylvania Speeder Set

This work crew is ready for duty on the Pennsy mainline.

#### SET INCLUDES:

- Speeder, three flatcar wagons

#### SPEEDER FEATURES:

- Transformer controlled forward, neutral, and reverse operation
- Operating headlight
- Powerful maintenance-free motor
- Traction tire
- Work crew figures
- Minimum Curve: 0-27
- Dimensions: Length: Approx. 12"

**Operating Milk Loading Depot**

Start the conveyor and load the milk cans onto the belt. The cans travel into the building and wait for the next available attendant. Once a milk car is in place, the workers push the cans into the car at the press of a button!

The height of the platform is adjustable for use with a variety of tracks. Activate the car with any Uncoupling Track section. When the cans reach the end of the car, they are unloaded onto the platform.

**FEATURES:**

- Loads at the press of a button
- Operating conveyor belt
- Attendant figure
- Dimensions: Approx. 12 1/4" x 3 1/2"

(6-14291) Operating Milk Loading Depot \$99.99

**Operating Milk Car with Unloading Platform**

Unload your Milk Car onto the platform.

**FEATURES:**

- Unloads using an Uncoupling Track section (available separately)
- Includes milk cans
- Die-cast metal trucks

(6-36839) Operating Milk Car with Unloading Platform \$139.99



**NEW!**

**NEW!**

**Lionel Power Co. Voltmeter Car**

The Lionel Power Co. Voltmeter Car is ready for duty on your layout! Perfect for TrainMaster Command Control and conventional layouts alike, this car features an analog voltmeter to check for bad connections, power drop-outs, and lack of conductivity due to dirty rails.

**FEATURES:**

- Operating voltmeter
- Power indicator light on roof
- Die-cast metal trucks and operating
- Metal frame
- Dimensions: Length: 11 1/2"

(6-36838) Lionel Power Co. Voltmeter Car \$74.99



**NEW!**



# TRADITIONAL FREIGHT CARS

## Traditional Freight Cars

- ✓ Operating couplers—uncouple cars automatically with a remote-control or uncoupling track section
- ✓ Colorful paint schemes
- ✓ Officially licensed cars
- ✓ Collectible series
- ✓ Perfect additions to Lionel train sets
- ✓ Perfectly sized to match **Lionel Traditional Locomotives**
- ✓ Minimum Curve: 0-27 (Except where noted)

### ADDITIONAL FEATURES:

- Metal handrails, platform, and ladders on tank cars
- Opening doors on boxcars and reefer
- Two removable canisters on gondola
- Length: Boxcars: 10 1/2"  
Hopper: 9 1/2"  
Ore Car: 7"  
Auto Carrier: 13"  
Flatcar: 11"  
Gondola: 10 1/4"  
Tank Cars: 10"  
Reefer: 11"  
Hi-Cube Boxcar: 11 1/4"  
Work Caboose: 8 3/4"

(6-15018) Delaware & Hudson Waffle-sided Boxcar \$29.99



(6-25009) Santa Fe Hi-Cube Boxcar \$29.99



(6-16491) Jersey Central Hopper \$29.99



(6-25010) Northern Pacific Boxcar \$29.99



(6-16492) Chicago & North Western Ore Car \$29.99



(6-36556) Lionel Lines Work Caboose \$29.99



[6-26179] Great Northern 3-Dome Tank Car \$29.99



[6-26305] Southern Pacific 2-tier Auto Carrier \$29.99




[6-26180] Duluth, Missabe, & Iron Range Tank Car \$29.99



[6-26306] Denver & Rio Grande Western Gondola with Canisters \$29.99



[6-26181] New York Central Wood-sided Reefer \$29.99



[6-26307] Chessie System Flatcar with Bulkheads \$29.99



Archive Collection

ARCHIVE COLLECTION

Each piece of rolling stock in this series represents an idea that once reached the design phase, but never left the drawing board...until now.

#6427 Santa Fe Caboose


ADDITIONAL FEATURES:

- Die-cast metal trucks and operating couplers
- Metal frame
- Interior illumination
- Length: 7 3/4"

(6-29719) #6427 Santa Fe Caboose \$47.99



(6-39273) #6464 Boxcar 3-Pack \$119.99



#6464 Boxcar 3-Pack

3-PACK INCLUDES:

#6464 Northern Pacific, #6464-25 U.S. Air Force, #6464-660 Lily-Tulip Cup

ADDITIONAL FEATURES:

- Die-cast metal sprung trucks and operating couplers
- Opening doors
- Metal frames
- Length: 10 1/2" each

POSTWAR CELEBRATION SERIES

Designed from original tooling, Postwar Celebration Series rolling stock provides accurate reissues of favorites from the golden age of O gauge.



(6-29839) #6512 Cherry Picker Car \$62.99



#6512 Cherry Picker Car

ADDITIONAL FEATURES:

- Swiveling astronaut figure included
- Manually operating cranks to extend and raise boom
- Die-cast metal sprung trucks and operating couplers
- Postwar Celebration Series plaque and packaging
- Length: 11"



Astronaut included



(6-26310) Chicago Great Western Flatcar with Trailer \$54.99



**Flatcars with Loads**


**ADDITIONAL FEATURES:**

- Die-cast metal sprung trucks and operating couplers
- Removable trailer on Chicago Great Western flatcar
- Removable billboards on Hard Rock Cafe® flatcar
- Die-cast metal frame and metal handrails on Supplee flatcar
- Length: Flatcars with trailer and billboards: 11"  
Flatcar with milk container: 9"

(6-39437) Supplee Flatcar with Milk Container \$59.99



(6-26308) Hard Rock Cafe® Flatcar with Billboards \$54.99\*



See page 156

\*The Hard Rock Cafe name and logo are registered trademarks of Hard Rock Cafe International (USA) Inc.

### The Lionel Collegiate Collection

Lionel introduces its newest collection of branded boxcars: The Collegiate Collection. Over the next few years, look for a 30-item series of "officially endorsed" boxcars each featuring one of the top colleges and universities in the country. This year, our offerings include the University of Michigan, Penn State, University of Illinois, University of Alabama, and University of Oklahoma. Throughout the course of this offering, you can collect your favorite school or get all thirty colleges. Each item in the Collegiate Collection makes a great graduation, birthday, or holiday gift for new grads and alums of any age. Or give yourself a present—this handsome, new boxcar collection. Only from Lionel.

#### FEATURES:

- Die-cast metal sprung trucks and operating couplers
- Metal frame
- Opening doors
- Minimum Curve: 0-27
- Dimensions: Length: 10 1/4"

**NEW!**

(6-39284) Penn State #2 \$44.99




(6-39289) University of Oklahoma #1 \$44.99



**NEW!**

[6-39287] University of Alabama #1 \$44.99



**NEW!**

[6-39291] University of Michigan #1 \$44.99



**NEW!**

[6-39286] University of Illinois #2 \$44.99



**NEW!**


# STANDARD O FREIGHT CARS

## PS-5 Gondolas with Coke Containers

### ADDITIONAL FEATURES:

- Eleven removable coke containers
- Opening drop ends
- Hidden uncoupling tabs
- Separately applied metal underframe details
- Length: 14 1/2"


**ELEVEN  
COKE  
CONTAINERS  
ON EACH  
CAR!**




(6-17473) New York Central PS-5 Gondola \$64.99




(6-17474) Delaware & Hudson PS-5 Gondola \$64.99



(6-17475) Koppers PS-5 Gondola \$64.99



(6-17477) Louisville & Nashville PS-5 Gondola \$64.99



**OPENING  
END  
DOORS!**

**Double-door Boxcars with End Doors**

**ADDITIONAL FEATURES:**

- Opening end doors
- Hidden uncoupling tabs
- Separately applied metal underframe details
- Opening doors
- Length: 14"

(6-27218) Atchison, Topeka, and Santa Fe \$69.99




(6-27219) Great Northern \$69.99



(6-27220) Louisville & Nashville \$69.99



(6-27221) Chicago, Burlington & Quincy \$69.99



# STANDARD O FREIGHT CARS

## Offset Hoppers

### ADDITIONAL FEATURES:

- Peaked-style ends on Rock Island
- Hidden uncoupling tabs
- Die-cast metal body and frame
- Removable single-piece coal or gravel load
- Opening bottom hatches
- 3-Pack hoppers available in unique, sequential numbers
- Length: 9 1/2"



(6-11883) Jersey Central 3-Pack \$144.99



(6-11884) Maine Central 3-Pack \$144.99



(6-11882) Rock Island 3-Pack \$144.99



**UNIQUE  
ROAD NUMBER  
ON EACH  
HOPPER**

(6-21873) Pittsburgh & Lake Erie 3-Pack 144.99



**UNIQUE  
ROAD NUMBER  
ON EACH  
HOPPER**



Die-cast  
metal  
ends

**PS-2CD 4427 Hoppers**  
**ADDITIONAL FEATURES:**

- Hidden uncoupling tabs
- Rotating bearing caps
- Die-cast metal ends
- 3-Pack hoppers available in unique, sequential numbers
- Length: 13 3/4" single

(6-21852) Milwaukee Road 3-Pack \$154.99



(6-21853) Burlington Northern Santa Fe 3-Pack \$154.99



(6-21854) Norfolk and Western 3-Pack \$154.99



## Extended Vision and Bay Window Caboose

### ADDITIONAL FEATURES:

- Hidden uncoupling tabs
- Rotating bearing caps
- Separately applied metal underframe details
- Smoke unit with ON/OFF control
- Train crew figures
- Detailed and painted interior
- Interior illumination
- Exterior end lights
- Opening doors
- Length: 10 1/4"



(6-17675) Rio Grande Extended Vision Caboose \$89.99



(6-17677) Erie-Lackawanna Bay Window Caboose \$89.99

## 3-Bay Open Hoppers

Since the 1960's, high capacity 3-bay open-top hoppers have been a common sight on the railroads. Used initially in dedicated unit coal train service, these cars were also used for sand, stone, ore, scrap metal, and other services. The basic design, originally built and tested by Pennsylvania, Norfolk & Western, and Chesapeake & Ohio, was later adopted by a multitude of railroads to become a modern-era hopper standard.

### ADDITIONAL FEATURES:

- Hidden uncoupling tabs
- Die-cast metal frame and body
- Rotating bearing caps
- Removable single-piece coal load
- Opening bottom hatches
- 3-Pack hoppers available with unique sequential numbers
- Length: 12 3/4" single



**UNIQUE  
ROAD NUMBER  
ON EACH  
HOPPER**

**ROTATING  
BEARING  
CAPS**

**DIE-CAST  
METAL  
BODIES**





[6-11892] Conrail 3-Pack \$154.99



[6-11891] Pennsylvania 3-Pack \$154.99



[6-11893] Norfolk & Western 3-Pack \$154.99



[6-11894] Union Pacific 3-Pack \$154.99

# STANDARD O FREIGHT CARS

## Steel-sided Refrigerator Cars

### ADDITIONAL FEATURES:

- All-new plug doors
- Hidden uncoupling tabs
- Separately applied metal underframe details
- Opening roof hatches with props
- Opening doors
- Single and 3-Pack reefers available in unique, sequential numbers
- Length: 11 1/2"



All-new plug sliding door style

(6-27305) Great Northern \$64.99



**SAVE \$50!**

(6-11895) Great Northern 3-Pack \$144.99



## General American Milk Cars

### ADDITIONAL FEATURES:

- Hidden uncoupling tabs
- Die-cast metal sprung buffers
- Separately applied metal underframe details
- Removable roof
- Plated interior milk tanks and piping
- Opening doors
- 3-Pack milk cars available in unique, sequential numbers
- Length: 11 1/2"

**UNIQUE  
ROAD NUMBER  
ON EACH  
MILK CAR  
AND REEFER**

(6-21856) Bowman Dairy 3-Pack \$149.99



(6-27306) Santa Fe \$64.99




(6-27307) Pepper Packing \$64.99



(6-11896) Santa Fe 3-Pack \$144.99



(6-11897) Pepper Packing 3-Pack \$144.99



Removable roof reveals plated milk tanks and piping inside

**SAVE \$45**

(6-21857) Western Dairy 3-Pack \$149.99



## PS-4 Flatcars with Piggyback Trailers

### ADDITIONAL FEATURES:

- Hidden uncoupling tabs
- Real wood flatcar deck
- Die-cast metal flatcar body
- Separately applied metal underframe details
- Opening doors and adjustable landing gear on trailers
- Ribbed sides on Pennsylvania trailers
- Smooth sides on Union Pacific and Northern Pacific trailers
- Single and 2-Pack cars and trailers available in unique, sequential numbers
- Recommended Minimum Curve: 0-36
- Length: 14 3/4" each



Trailers feature opening doors

{6-27517} Northern Pacific #62829 \$84.99



(6-21858) Northern Pacific 2-Pack #62830 and #62831 \$169.99



(6-21860) Union Pacific 2-Pack #53008 and #53009 \$169.99



(6-21861) Pennsylvania 2-Pack #469620 and #469621 \$169.99




## All-Purpose Husky Stack®

### ADDITIONAL FEATURES:

- Hidden uncoupling tabs and rotating bearing caps on trucks
- Die-cast metal body
- Includes two intermodal containers featuring opening doors
- Available in three road numbers
- Single and 2-Pack cars and containers available in unique, sequential numbers
- Length: 16 3/8" each

(6-27520) Coe Rail #5540 \$84.99



(6-27521) Santa Fe #254220 \$84.99



[6-21865] Coe Rail 2-Pack #5541 and #5542 \$169.99




[6-21866] Santa Fe 2-Pack #254221 and #254222 \$169.99



[6-21875] CSX 2-Pack #620353 and #620354 \$169.99

**NEW ROAD NUMBERS**



## Operating Cars

- ✓ Lights, sound, action
- ✓ Die-cast metal trucks and operating couplers (Except page 114)
- ✓ Classic reissues
- ✓ All-new innovative designs
- ✓ Perfect additions to Lionel train sets
- ✓ Minimum Curve: O-27 (Except where noted)

**SPOOKY FIGURES!**

(6-26855) Halloween Animated Gondola \$64.99



### Halloween Animated Gondola

#### ADDITIONAL FEATURES:

- All-new figures
- Figures move around gondola when train is in motion
- Length: 10 1/4"

(6-26866) Burlington Northern Searchlight Car \$34.99



### Burlington Northern Searchlight Car

#### ADDITIONAL FEATURES:

- Illuminated searchlight
- Manually adjustable light position
- Length: 11"

(6-26851) Western Maryland Log Dump Car \$34.99



### Western Maryland Log Dump Car

#### ADDITIONAL FEATURES:

- Dumps logs at the touch of a button (Remote control track section required)
- Includes log load and unloading bin
- Length: 10"



(6-26869) Railway Express Agency Jumping Hobo Boxcar \$69.99



**Railway Express Agency  
Jumping Hobo Boxcar**

**ADDITIONAL FEATURES:**

- Hobo figure jumps aboard boxcar to avoid the railroad cop
- Opening doors
- Sprung trucks
- Length: 10 1/4"



(6-26854) Union Pacific Walking Brakeman Car \$74.99



**Union Pacific Walking Brakeman Car**

**ADDITIONAL FEATURES:**

- Brakeman figure moves back and forth along roofwalk, via track power
- Powerful maintenance-free motor with ON/OFF switch
- Metal frame
- Length: 10 1/2"

# OPERATING CARS

## Southern Pacific Log Dump Car

### ADDITIONAL FEATURES:

- Dumps logs at the touch of a button
- Remote Control Track section required
- Includes log load and unloading bin
- Die-cast metal frame and metal dumping frame
- Length: 9"



## Lionel Lines Moe & Joe Flatcar

### ADDITIONAL FEATURES:

- Moe & Joe figures unload boards at the touch of a button
- Remote Control Track section required
- Real wood load
- Metal unloading superstructure
- Includes unloading bin
- Length: 11"



## Canadian Pacific Animated Caboose

### ADDITIONAL FEATURES:

- Holding an illuminated lantern, the hand-painted brakeman figure moves smoothly back and forth on the platform
- Operates via track power
- ON/OFF switch
- Interior illumination
- Metal frame, ladders, toolboxes, and smokestack
- Length: 7 1/4"



**LIGHTED  
LANTERN**

Figure moves  
back and forth




(6-26868) U.S. Steel Operating Welding Car \$74.99

**U.S. Steel Operating Welding Car**

**ADDITIONAL FEATURES:**

- LED light simulates the glow of a welder's arc light when car is in motion
- Length: 10 3/4"



(6-26853) SeaWorld® Aquarium Car \$74.99 \*

**SeaWorld® Aquarium Car**

**ADDITIONAL FEATURES:**

- Powerful maintenance-free motor with ON/OFF switch
- Interior illumination
- Metal frame
- Length: 10 1/2"

**NEW!**



Colorful graphics

\*©2006 Seaworld, Inc



(6-26863) American Railway Express Operating Milk Car \$139.99

**American Railway Express Operating Milk Car**

**ADDITIONAL FEATURES:**

- Figure unloads cans onto the platform at the touch of a button
- Remote Control Track section required
- Seven milk cans and figure
- Metal platform compatible with FasTrack
- Length: 11 1/2"

**INCLUDES CANS AND PLATFORM**

**NEW!**



Figure unloads milk cans onto the platform

*TrainSounds*<sup>TM</sup>

ADD  
GREAT SOUNDS  
TO ANY  
TRAIN SET!

**TrainSounds Rolling Stock**

Bring the mournful whistle of a steamer or the rumbling of a powerful diesel to any Lionel train set or traditional locomotive. Equipped with a digitally recorded sound system, TrainSounds rolling stock is available in both steam and diesel versions. Since these new cars run on track power with a conventional transformer, batteries and Command Control are not required. Push your whistle/horn button, and you will even hear different "Stand by" or "Clear for departure" messages. TrainSounds cabooses feature multi-part crew dialog.

**FEATURES:**

- TrainSounds sound system with bell, squealing brakes, and operator-controlled multi-part crew dialog
- Steam version includes steam chuffing and steam whistle
- Diesel version includes diesel engine revving and air horn
- AlienSounds boxcar features the sound of spaceships, phaser blasts, and alien chatter
- Volume control and ON/OFF switch
- Conventional transformer control
- Die-cast metal trucks and operating couplers
- Metal frame

(6-26871) Pennsylvania Steam TrainSounds Tender \$104.99



(6-26867) AlienSounds Boxcar \$109.99



(6-26860) Baltimore & Ohio Boxcar with Steam TrainSounds \$109.99



(6-26861) Santa Fe Boxcar with Diesel TrainSounds \$109.99



**BOXCAR FEATURES:**

- TrainSounds sound system with diesel engine revving, diesel horn, bell, squealing brakes, and operator-controlled multi-part crew dialog
- Conventional transformer control
- Die-cast metal trucks and operating couplers
- Metal frame
- Length: 10 1/2"

**TENDER FEATURES:**

- TrainSounds sound system with steam chuffing, steam whistle, bell, squealing brakes, and operator-controlled multi-part crew dialog
- Conventional transformer control
- Removable front coupler for use behind another tender
- Die-cast metal trucks and operating coupler
- Metal frame
- Length: 8 1/2"

**CABOOSE FEATURES:**

- TrainSounds sound system with multi-part crew dialog
- Operates in the TMCC and conventional environment
- Volume control and ON/OFF switch
- Die-cast metal trucks and operating couplers
- Metal frame
- Length: 10 1/4"

(6-29834) Lionel Lines TrainSounds Bay Window Caboose \$159.99



See page 58

(6-29835) Southern Pacific TrainSounds Bay Window Caboose \$159.99



See page 60

## Hot Box Reefers

When a wheel bearing overheats, it causes the brakeman's nightmare known as a "hot box." These realistic cars allow you to recreate this red-hot situation. The scenario begins with an irregular sound and a whiff of smoke. Crew dialog keeps you on top of the situation with reports such as "Something's burning!" and "We've got a blazer!" Smoke, lights, and screeching intensify until you, the engineer, initiate an emergency stop to let your crew "Cool that spindle."

### ADDITIONAL FEATURES:

- Flickering lights, smoke, screeching, and crew dialog of a "hot box" emergency
- ON/OFF switch
- Operates on both Command Control and Conventional layouts
- Die-cast metal trucks and operating couplers
- Metal frame
- Length: 10 1/2"

(6-29812) Santa Fe Hot Box Reefer \$139.99



Smoke and flickering lights

(6-29811) Merchant's Dispatch Transit Hot Box Reefer \$139.99



[6-29830] Pacific Fruit Express Hot Box Reefer \$149.99



[6-29831] Swift Hot Box Reefer \$149.99



# TRADITIONAL PASSENGER CARS

## Traditional Passenger Cars

- ✓ Operating couplers—uncouple cars automatically with a remote-control or uncoupling track section
- ✓ Realistic interior illumination
- ✓ Minimum Curve: 0-27
- ✓ Perfectly sized to match Lionel Traditional Locomotives



(6-25156) California Zephyr Streamliner 4-Pack \$219.99



(6-25178) California Zephyr Streamliner TrainSounds Baggage Car \$159.99



(6-25161) California Zephyr Streamliner 2-Pack \$124.99

**DIE-CAST  
METAL  
TRUCKS**

## Southern Streamliners

These sleek art deco-inspired streamliners provide an easy way to add passenger service to any O gauge layout. Each set includes cars with die-cast metal trucks and illuminated interiors.

### 4-PACK INCLUDES:

- Baggage car or combination car, coach, vista dome car, observation car

### 2-PACK INCLUDES:

- Diner, coach

### ADDITIONAL FEATURES:

- Die-cast metal trucks and operating couplers
- Authentically detailed interiors
- Flexible diaphragms between cars
- Opening doors

### TRAINSOUNDS FEATURES:

- TrainSounds sound system with multi-part crew dialog

- TrainMaster Command Control or conventional transformer control
- Volume control and ON/OFF switch
- Length: 4-Pack: 53"  
2-Pack: 26 1/2"  
Single: 13 1/4"



**DIE-CAST  
METAL  
TRUCKS**

**Madison Passenger Cars**

The perfect complement to your Mikado steam locomotive, these beautifully decorated Madison cars allow you to create a magnificent passenger train.

**4-PACK INCLUDES:**

- Baggage car, two coaches, observation car

**2-PACK INCLUDES:**

- Diner, coach

**ADDITIONAL FEATURES:**

- Die-cast metal trucks and operating couplers
- Authentically detailed interiors
- Flexible diaphragms between cars
- Opening doors

**TRAINSOUNDS FEATURES:**

- TrainSounds sound system with multi-part crew dialog

- TrainMaster Command Control or conventional transformer control
- Volume control and ON/OFF switch
- Length: 4-Pack: 58 1/2"  
2-Pack: 29 1/4"  
Single: 14 5/8"



(6-25148) Baltimore and Ohio Madison Car 4-Pack \$219.99



(6-25176) Baltimore and Ohio TrainSounds Baggage Car \$159.99



(6-25153) Baltimore and Ohio Madison Car 2-Pack \$124.99



(6-25164) Union Pacific Madison Car 4-Pack \$219.99



(6-25177) Union Pacific TrainSounds Baggage Car \$159.99



(6-25169) Union Pacific Madison Car 2-Pack \$124.99

## Standard O Passenger Cars

- ✓ Die-cast metal sprung trucks for improved tracking, especially through switches
- ✓ Super-detailed with many separately applied parts
- ✓ Detailed interior floor plans with hand-painted figure
- ✓ Realistic interior and exterior lighting
- ✓ Perfectly sized to match **Lionel Standard O Locomotives**



See page 64

## Heavyweight Passenger Cars

The perfect complement to your Southern PS-4 or C&O F-19 steam locomotives, these heavyweight cars feature classic decoration and detailed interiors.

### 4-PACK INCLUDES:

- Baggage or combination car, coach, sleeper, observation car

### 2-PACK INCLUDES:

- Coach, sleeper

### FEATURES:

- Die-cast metal sprung trucks and operating couplers with hidden uncoupling tab
- Flexible diaphragms between cars
- Opening doors
- Metal frame
- Authentically detailed and painted interior
- Overhead interior lighting with ON/OFF switch
- Passenger and train crew figures

### STATIONSOUNDS SOUND SYSTEM FEATURES:

- Accessible with either the TrainMaster Command Control system or a conventional transformer
- Custom recordings featuring multiple characters allow you to recreate an entire rail journey - from departure to arrival at your final destination
- Arrival/departure announcements, dining reservation calls, and other en route dialog
- "Clickety-clack" of the cars as they roll down the rails
- Minimum Curve: 0-54
- Length: Single car: 19"

(6-15596) Southern Heavyweight StationSounds Diner \$294.99



(6-15588) Southern Heavyweight 4-Pack \$494.99



(6-15575) C&O Heavyweight StationSounds Diner \$294.99



(6-15597) C&O Heavyweight 4-Pack \$494.99




**NEW!**

**NEW!**





See page 66

(6-15593) Southern Heavyweight 2-Pack \$264.99



(6-15576) C&O Heavyweight 2-Pack \$264.99



## 18" Aluminum Passenger Cars

The finest aluminum passenger cars in O gauge are now dressed for service as the Pennsylvania Congressional. An add-on 2-Pack and StationSounds diner are available also.

### 4-PACK INCLUDES:

- Two coaches, parlor, observation car

### 2-PACK INCLUDES:

- Coach, parlor

### DINER INCLUDES

- StationSounds sound system

### FEATURES:

- Die-cast metal sprung trucks with operating couplers with hidden uncoupling tab
- Operating diaphragms between cars
- Extruded aluminum bodies with flush fitting windows
- Metal frames
- Authentically detailed and painted interiors
- Passenger figures
- Interior lighting with ON/OFF control

### STATIONSOUNDS SOUND SYSTEM FEATURES:

- Accessible with either TrainMaster Command Control or a conventional transformer
- Custom recordings featuring multiple characters allow you to recreate an entire rail journey from departure to arrival at your final destination
- Arrival/departure announcements, dining reservation calls, and other en route dialog
- "Clickety-clack" of the cars as they roll down the rails
- Minimum Curve: 0-54
- Length: 4-Pack: 76"  
2-Pack: 38"  
Single car: 19"

# 4-WHEEL TRUCKS!



(6-25450) Pennsylvania Congressional 4-Pack \$579.99



(6-25458) Pennsylvania Congressional StationSounds Diner \$299.99



See page 84



(6-15574) Long Island Heavyweight add-on \$139.99



(6-15570) Long Island Heavyweight 3-Pack \$389.99

### Long Island Heavyweight Commuter Cars

Dressed for service on the Long Island Railroad each commuter coach rides on 4-wheel sprung trucks.

#### 3-PACK INCLUDES:

- Three heavyweight coaches

#### FEATURES:

- Die-cast metal sprung trucks and operating couplers with hidden uncoupling tab
- Flexible diaphragms between cars
- Opening doors
- Metal frame
- Authentically detailed and painted interior
- Overhead interior lighting with ON/OFF switch
- Passenger and train crew figures
- Length: 3-Pack: 57"  
Single car: 19"



(6-25455) Pennsylvania Congressional 2-Pack \$299.99



## American Flyer

- ✓ S Gauge
- ✓ Operating couplers
- ✓ Classic A.C. Gilbert reissues
- ✓ All-new innovative designs

(6-49026) Tie Car \$69.99



### American Flyer Tie Car

**FEATURES:**

- First-time reissue
- Four wooden ties
- Operating contactor included
- Length: 8 3/8"

Ties eject from moving car



### #594 Animated Track Gang Set

First introduced in S gauge in 1946, the popular #594 Animated Track Gang Set is available once again, 60 years later. This classic accessory features three animated figures. When a train passes by, the foreman moves forward, halting the two figures working with jackhammers.

**FEATURES:**

- Metal construction
- Three animated figures
- Stationary figure
- Dimensions: 10" x 3 3/4" x 2 1/2"

(6-49808) #594 Animated Track Gang Set \$99.99



### American Flyer S Gauge Track

- 6-49827 S Gauge 54" Curve Track \$3.45
- 6-49828 S Gauge 10" Straight Track \$3.45
- 6-49829 S Gauge 30" Straight Track \$9.45
- 6-49830 S Gauge Fibre Insulator Pins \$1.95
- 6-49831 S Gauge Steel Pins \$1.95

**NEW!**

### Dockside Switcher

The 0-6-0 Dockside Switcher rejoins the American Flyer roster with two new road names. These classic switchers add motive power at a great value.

**FEATURES:**

- Transformer controlled forward, neutral, and reverse operation
- Powerful maintenance-free motor with momentum flywheel
- Directional lighting, including operating headlight and back-up light
- Front and rear operating couplers
- Traction tires
- Puffing smoke unit
- Die-cast metal frame
- Length: 7 1/2"

(6-48055) Bethlehem Steel Dockside Switcher \$109.99



(6-48056) New York Central Dockside Switcher \$109.99



(6-48141) Western Maryland Baldwin Switcher \$264.99



# AMERICAN FLYER

## Western Maryland Baldwin Switcher

Featuring die-cast metal trucks and directional lighting, the Baldwin switcher appears in the Western Maryland livery.

**FEATURES:**

- Die-cast metal trucks
- Transformer controlled forward, neutral, and reverse operation
- Directional lighting with operating headlight and back-up light
- Powerful maintenance-free motor
- Metal frame
- Length: 9"

(6-48054) Union Pacific 4-8-4 Northern #809 \$474.99



Rear of tender

## Union Pacific 4-8-4 Northern #809

The American Flyer Northern returns as #809 in the striking Union Pacific greyhound livery. Complete with smoke lifters, or "elephant ears," this massive locomotive features the conventional RailSounds sound system and conventional transformer operation.

**FEATURES:**

- Transformer controlled forward, neutral, and reverse operation
- RailSounds sound system with steam sounds, synchronized chuffing, crew announcement, brake squeal, whistle, and bell
- Powerful maintenance-free motor with momentum flywheel
- Operating headlight
- Die-cast metal locomotive body, frame, pilot, and trucks
- Traction tires
- Puffing smoke unit
- Die-cast metal tender body, frame, and trucks
- Dimensions: Length: 21 3/8"

**NEW!**

## 2007 TRADITIONAL DIESEL LOCOMOTIVES

(6-28873) New York Central RS-3 \$84.99



**NEW!**

(6-36593) New York Central Caboose \$47.99



(6-28874) Union Pacific GP9 \$209.99



**NEW!**

(6-36601) Union Pacific Caboose \$47.99



(6-28875) Santa Fe GP20 \$139.99



**NEW!**

(6-36592) Santa Fe Caboose \$47.99



### Traditional Diesel Locomotives

Beef up your diesel fleet with these new freight growlers, ready for action in 2007. Each locomotive includes a powerful horn and dual operating couplers. The GP9 and GP20 feature the added strength of metal frames and handrails. The classic GP9 provides extra pulling power with dual motors and die-cast metal trucks. A matching caboose is available for each livery.

#### FEATURES:

- Transformer controlled forward, neutral, and reverse operation
- Electronic diesel horn
- Operating headlights
- Front and rear operating couplers
- Powerful maintenance-free motor
- Traction tires
- Interior illumination
- Engineer and fireman figures
- Minimum Curve: 0-27
- Dimensions: Length: RS-3 14 1/2" GP20: 14" GP9: 14"

#### GP9 ADDITIONAL FEATURES:

- Dual powerful maintenance-free motors
- Die-cast metal trucks and fuel tank
- Metal frame

#### Caboosees

##### FEATURES:

- Die-cast metal trucks and operating couplers
- Metal frame, ladders, toolboxes, and smokestack
- Interior illumination
- Minimum Curve: 0-27
- Dimensions: Length: 7 1/4"

#### GP20 ADDITIONAL FEATURES:

- Metal frame and handrails

**NEW!**

(6-28423) Alaska Rotary Snowplow \$219.99



**NEW!**

### Alaska Rotary Snowplow

With its whirling blades and bright headlight, the Alaska Rotary Snowplow is ready to keep the mainline clear.

#### FEATURES:

- Transformer controlled forward, neutral, and reverse operation
- Powerful Pullmor motor
- Operating headlight
- Operating coupler on rear of unit
- Traction tire
- Die-cast metal frame
- Spinning plow blades
- Minimum Curve: 0-27
- Dimensions: Length: 7 3/4"

**NEW!**



**I Love U.S.A. SD60**

Decorated in red, white, and blue, this powerful SD60 locomotive is ready to pull your long string of State Series Boxcars. Since 1985, Lionel has produced at least one "I Love" Boxcar for each state, making this one of the longest running and most popular series in Lionel history.

**FEATURES:**

- Transformer controlled forward, neutral, and reverse operation
- Electronic diesel horn
- Directional lighting including LED headlights
- Operating ditch lights
- Operating marker lights
- Front and rear operating couplers
- Dual powerful maintenance-free motors with momentum flywheels
- Traction tires
- Fan-driven smoke unit
- Die-cast metal trucks, fuel tank, and pilots
- Metal frame
- Separately applied metal details
- Illuminated number boards
- Illuminated cab interior
- Engineer and fireman figures
- Minimum Curve: 0-31
- Dimensions: Length: 18"

**NEW!**



(6-29727) I Love U.S.A. Bay Window Caboose \$59.99



**NEW!**

**I Love U.S.A. Bay Window Caboose**

**FEATURES:**

- Die-cast metal trucks and operating couplers
- Underbody details
- Interior lighting
- Flashing rear strobe light
- Metal frame
- Minimum Curve: 0-27
- Dimensions: Length: 10 1/4"

(6-28272) I Love U.S.A. SD60 \$249.99

## 2007 STANDARD O DIESEL LOCOMOTIVES

### GP30 Diesel Locomotives

Although first built in the early 1960s, many GP30's still ran on the high iron in the modern diesel era. Lionel GP30 diesels now come fully equipped with the RailSounds 5.0 sound system for even more realism. Each of these workhorses includes prototypical detailing specific to its road name. Matching non-powered units are also available for easy double-heading.

#### FEATURES:

- TrainMaster Command Control equipped—able to run in Command Control Mode or in Conventional Transformer Control Mode
- RailSounds 5.0 sound system with new intelligible CrewTalk dialog, more TowerCom announcements, and eight diesel RPM levels
- Odyssey System for speed control with ON/OFF switch
- Directional lighting including LED headlights
- Operating marker lights
- Front and rear ElectroCouplers
- Dual powerful maintenance-free motors with momentum flywheels
- Traction tires
- Fan-driven smoke
- Die-cast metal trucks, pilots, and fuel tank
- Metal frame
- Separately applied metal details
- Illuminated number boards
- Illuminated cab interior
- Minimum Curve: 0-31
- Dimensions: Length: 14 1/4"

#### NON-POWERED UNITS FEATURE:

- Die-cast metal trucks, pilots, and fuel tank
- Front and rear operating couplers
- Gauge: O Gauge
- Minimum Curve: 0-31
- Dimensions: Length: 14 1/4"

(6-28557) Canadian Pacific GP30 \$399.99



(6-28558) Canadian Pacific GP30 Non-Powered \$149.99



(6-17696) Canadian Pacific Bay Window Caboose \$89.99

(6-28559) Chessie GP30 \$399.99



**NEW!**

(6-28560) Chessie GP30 Non-Powered \$149.99



**NEW!**



(6-17693) Chessie Extended Vision Caboose \$89.99

**NEW!**

**RailSounds<sup>®</sup>**  
**5.0**



**SD40-2 and GP38-2 Diesel Locomotives**

EMD SD40-2 and GP38-2 diesel locomotives hauled freight from one coast to the other. Each diesel locomotive features prototypical detailing specific to each road name. Matching non-powered units are also available for easy double-heading.

**FEATURES:**

- **TMCCII Legacy** equipped—able to run in Command Control Mode or in Conventional Transformer Control Mode
- **RailSounds 5.0** sound system with new intelligible CrewTalk dialog, more TowerCom announcements and eight diesel RPM levels
- **Odyssey System** for speed control with ON/OFF switch
- Directional lighting including LED headlights
- Operating marker lights
- Front and rear **ElectroCouplers**
- Dual powerful maintenance-free motors with momentum flywheels
- Traction tires
- Fan-driven smoke system
- Die-cast metal trucks, pilots and fuel tank

- Metal frame
- Separately applied metal details
- Illuminated number boards
- Illuminated cab interior
- Flashing strobe light
- Minimum Curve: 0-31
- Dimensions: Length: 17 1/4" SD40-2; Approx. 14 1/2" GP38-2

**NON-POWERED UNITS FEATURE:**

- Die-cast metal trucks, pilots and fuel tank
- Front and rear operating couplers
- Gauge: O Gauge
- Minimum Curve: 0-31
- Dimensions: Length: 17 1/4" SD40-2; Approx. 14 1/2" GP38-2

**Cabooses**

**FEATURES:**

- Hidden uncoupling tabs
- Separately applied metal underframe details
- Smoke unit with ON/OFF control
- Train crew figures
- Detailed and painted interior
- Operating marker lights on I-12 caboose
- Rotating bearing caps on extended vision cabooses
- Opening doors
- Exterior end lights on extended vision cabooses
- Interior illumination
- Minimum Curve: 0-31
- Dimensions: Length: 9 1/2"

**RailSounds<sup>®</sup> 5.0**

**NEW!**



(6-28257) Norfolk Southern SD40-2 \$429.99

**NEW!**



(6-17694) Norfolk Southern Extended Vision Caboose \$89.99



(6-28258) Norfolk Southern SD40-2 Non-Powered \$169.99

**NEW!**

(6-28259) Canadian National SD40-2 \$429.99



**NEW!**

**NEW!**



(6-17697) Canadian National Extended Vision Caboose \$89.99

(6-28260) Canadian National SD40-2 Non-Powered \$169.99



**NEW!**

**NEW!**

(6-28555) Alaska GP38-2 \$399.99



**NEW!**



(6-17695) Alaska I-12 Caboose \$89.99

(6-28556) Alaska GR38-2 Non-Powered \$159.99



**NEW!**

**Traditional Rolling Stock**

- ✓ Operating knuckle couplers
- ✓ Colorful paint schemes
- ✓ Officially licensed cars
- ✓ Collectible series
- ✓ Perfect additions to Lionel train sets
- ✓ Perfectly sized to match **Lionel Traditional** and **LionMaster Locomotives**
- ✓ Minimum Curve: 0-27 (Except where noted)

**POSTWAR CELEBRATION SERIES**

Designed from original tooling, Postwar Celebration Series rolling stock provides accurate reissues of favorites from the golden age of O gauge.

(6-19573) #6356 New York Central Stock Car \$49.99



**#6356 New York Central Stock Car**

- ADDITIONAL FEATURES:**
- Die-cast metal sprung trucks and operating couplers
  - Metal frame
  - Opening doors
  - Postwar Celebration Series plaque and packaging
  - Length: 11 1/8"



(6-29726) #6427-60 Virginian Caboose \$49.99



**#6427-60 Virginian Caboose**

**ADDITIONAL FEATURES:**

- Die-cast metal trucks and operating couplers
- Metal frame
- Interior illumination
- Postwar Celebration Series plaque and packaging
- Length: 7 3/4"

(6-29856) #3494-550 Monon Operating Boxcar \$64.99



**#3494-550 Monon Operating Boxcar**

**ADDITIONAL FEATURES:**

- Die-cast metal sprung trucks and operating couplers
- Opening doors
- Trainman figure emerges
- Postwar Celebration Series plaque and packaging
- Length: 10 1/4"



Door opens and trainman emerges

**#6465 Cities Service Tank Car**

**ADDITIONAL FEATURES:**

- Die-cast metal sprung trucks and operating couplers
- Metal frame
- Postwar Celebration Series plaque and packaging
- Length: 10"

(6-29617) #6465 Cities Service Tank Car \$47.99



**NEW!**

**#6660 Lionel Lines Boom Car**

**ADDITIONAL FEATURES:**

- Die-cast metal sprung trucks and operating couplers
- Moveable boom
- Operating winch
- Postwar Celebration Series plaque and packaging
- Length: 11"

(6-29857) #6660 Lionel Lines Boom Car \$54.99



**NEW!**

**ARCHIVE COLLECTION**

Each piece of rolling stock in this series represents an idea that once reached the design phase, but never left the drawing board... until now.



(6-39447) #6561 Lionel Lines Cable Reel Car \$54.99



**NEW!**

**#6561 Lionel Lines Cable Reel Car**

**ADDITIONAL FEATURES:**

- Die-cast metal sprung trucks and operating couplers
- Die-cast metal body
- Includes two cable reels with wire
- Length: 10 1/4"

(6-39450) #6414 Evans Auto Loader \$69.99



**NEW!**

**#6414 Evans Auto Loader**

**ADDITIONAL FEATURES:**

- Die-cast metal sprung trucks and operating couplers
- Four removable green cars
- Metal auto loader on flatcar deck
- Length: 10 3/4"

**Introducing Two New Classic Art Boxcar Series!**

Celebrate some of the most memorable train art ever in the new Lionel Catalog Art Series and Railroad Art Series. Unforgettable Lionel catalog covers from the Postwar Era, and classic railroad advertisements of the past, are commemorated on these striking boxcars.

**1947 Lionel Art Boxcar**

**FEATURES:**

- Die-cast metal sprung trucks and operating couplers
- Opening doors
- Metal frame
- Length: 10 1/2"

**1957 Lionel Art Boxcar**

**FEATURES:**

- Die-cast metal sprung trucks and operating couplers
- Opening doors
- Metal frame
- Length: 10 1/2"

**Santa Fe Railroad Art Boxcar**

**FEATURES:**

- Die-cast metal sprung trucks and operating couplers
- Opening doors
- Metal frame
- Length: 10 1/2"

**Texas Special Railroad Art Boxcar**

**FEATURES:**

- Die-cast metal sprung trucks and operating couplers
- Opening doors
- Metal frame
- Length: 10 1/2"

(6-29945) 1947 Lionel Art Boxcar \$49.99



**NEW SERIES!** **NEW!**

(6-29944) 1957 Lionel Art Boxcar \$49.99



**NEW SERIES!** **NEW!**

(6-29942) Santa Fe Railroad Art Boxcar \$49.99



**NEW SERIES!** **NEW!**

(6-29943) Texas Special Railroad Art Boxcar \$49.99



**NEW SERIES!** **NEW!**



(6-29729) Bethlehem Steel Searchlight Caboose \$69.99



**NEW!**

**Bethlehem Steel Crane Car**

**FEATURES:**

- Die-cast metal 6-wheel trucks and operating couplers
- Manually rotating cab
- Manual operating boom and hook
- Length: 8"

**Bethlehem Steel Searchlight Caboose**

**FEATURES:**

- Die-cast metal trucks and operating couplers
- Interior illumination
- Die-cast metal frame
- Metal handrails, ladder, searchlight, and smokestack
- Length: 9"

(6-29869) Bethlehem Steel Crane Car \$59.99



**NEW!**

**Standard O Rolling Stock**

- ✓ Die-cast metal sprung trucks for improved tracking, especially through switches
- ✓ Operating couplers—uncouple cars automatically with a remote-control or uncoupling track section
- ✓ Scale proportions
- ✓ Super-detailed with many separately-applied metal parts
- ✓ Prototypical paint schemes
- ✓ Minimum Curve: 0-31 (Except where noted)
- ✓ Perfectly sized to match **Lionel Standard O Locomotives**

(6-17714) Canadian National \$59.99



**NEW!**

(6-17715) Missouri Pacific \$59.99



**NEW!**

(6-27224) Chicago Great Western \$59.99



**NEW!**

(6-27225) Western Pacific \$59.99



**NEW!**

**ACF 40-Ton Stock Cars**

**ADDITIONAL FEATURES:**

- Hidden uncoupling tabs
- Die-cast metal frame
- Metal underframe details
- Opening doors
- Length: 11 1/2"

**PS-1 Boxcars**

**ADDITIONAL FEATURES:**

- Hidden uncoupling tabs
- Metal underframe details
- Opening doors
- Box loads included
- Youngstown doors on CGW, WP, and NH boxcars
- Superior doors on UP boxcar
- Length: 11 1/4"

(6-27226) New Haven \$59.99



**NEW!**

(6-27227) Union Pacific \$59.99



**NEW!**

(6-27169) Canadian National \$64.99



**NEW!**

**BACK BY POPULAR DEMAND!**

**Cylindrical Hoppers**

**ADDITIONAL FEATURES:**

- Hidden uncoupling tabs
- Rotating bearing caps
- Opening roof hatches
- IMC Canada available in three unique, sequential road numbers
- Length: Single Car: 13 3/4"  
2-Pack: 27 1/2"

(6-27172) IMC Canada #45726 \$64.99




**NEW!**

**ROTATING BEARING CAPS**

**UNIQUE ROAD NUMBER ON EACH HOPPER**

(6-21888) IMC Canada 2-Pack #45727 and #42728 \$129.99



**NEW!**

## CA-4 Caboosees

Between 1942 and 1975, 750 steel cabooses were delivered to the Union Pacific. Easily identified by a tall cupola centered on the roof, these Union Pacific CA-class cabooses are one of the most recognizable caboose types in North America. The CA-4 class, built at Pullman Standard's Michigan City plant in 1944, featured riveted body panels, Murphy roof panels, a small lavatory window, and "Q"-style trucks when first delivered. The general design and basic features of the unique high-cupola caboose of Union Pacific, however, remained unchanged for over 30 years.

### ADDITIONAL FEATURES:

- All-new tooling
- New die-cast metal sprung "Q"-type trucks
- Hidden uncoupling tabs
- Separately applied metal underframe details
- Smoke unit with ON/OFF control
- Train crew figures
- Detailed and painted interior
- Opening doors
- Exterior end lights
- Length: 10"



(6-17690) Union Pacific CA-4 Caboose #3826 \$89.99



(6-17691) Union Pacific CA-4 Caboose #25103 \$89.99




(6-17692) Lionel Lines CA-4 Caboose #25103 \$89.99





See page 70

(6-27361) Pacific Fruit Express \$64.99



**NEW!**

**UNIQUE ROAD NUMBER ON EACH MILK CAR AND REEFER**

(6-11657) Pacific Fruit Express 3-Pack \$189.99



**NEW!**

**P.F.E. 40-Foot Wood-Sided Reefers**

As early as 1906, the Union Pacific refrigerator car line was maintained through Pacific Fruit Express Company. Even as late as the 1940's and 1950's, wood-sheathed reefer cars dominated this reefer line. Beginning in 1941, the mighty Big Boy hauled seemingly endless lines of these refrigerator cars loaded with California perishables across the country. Decorated with the familiar U.P. shield and available in four unique road numbers, the new Lionel P.F.E. reefers are handsome and accurate compliments to the new Big Boy locomotives and CA-4 Caboose.

**ADDITIONAL FEATURES:**

- Hidden uncoupling tabs
- Die-cast metal chassis
- Separately applied metal details
- Underside brake detailing
- Removable roof
- Opening doors
- Separate ice bunkers
- Includes load of twelve crates
- Available in four unique, sequential road numbers

## The UPS Centennial Collection

In honor of the 100th anniversary of UPS, Lionel is introducing the UPS Centennial Collection. Over the next few years, Lionel will offer a series of UPS Centennial items that honor the historic legacy of this iconic American company. To kick off the program, we're offering a UPS Centennial boxcar emblazoned with the famous UPS eagle logo. A total of four UPS Centennial boxcars, each bearing a different UPS logo, will be released in the coming years. Complete your collectable UPS consist with an impressive GP38 locomotive and matching caboose. Off the tracks, Lionel is offering The UPS Store and a return of the popular UPS People Pack. This is sure to be a memorable and collectable product grouping that both UPS and Lionel collectors will enjoy for years to come.



\*UPS, the UPS shield, and the color brown are trademarks of United Parcel Service of America, Inc. used under license.



(6-25041) UPS® Centennial Boxcar #1 \$49.99\*

### UPS® Centennial Boxcar #1

#### FEATURES:

- Die-cast metal sprung trucks and operating couplers
- Metal frame
- Opening doors
- Minimum Curve: 0-27
- Length: 10 1/2"



(6-14290) The UPS® Store \$29.99\*

### The UPS Store®

#### FEATURES:

- Lighted interior
- Dimensions: 9 1/4" x 6" x 3 1/2"

(6-28879) UPS® GP38 \$209.99\*



**UPS® GP38**

**FEATURES:**

- Transformer controlled forward, neutral, and reverse operation
- TrainSounds sound system with diesel engine revving, horn, bell, squealing brakes, and operator-controlled, multi-part crew dialog
- Operating headlight
- Dual operating couplers
- Dual powerful maintenance-free motors
- Metal frame
- Operating strobe light

**UPS® Caboose**

**FEATURES:**

- Die-cast metal trucks and operating couplers
- Interior illumination
- Minimum Curve: 0-27
- Length: 7 1/4"

(6-34195) UPS® People Pack \$24.99\*




**UPS® People Pack**

**FEATURES:**

- Hand-painted pewter
- Average height: 1 1/4"

(6-36602) UPS® Caboose \$44.99\*



## Station Platform

### FEATURES:

- Dimensions: 12" x 3 3/8" x 5"
- (6-24190) \$14.99

## Illuminated Station Platform

### FEATURES:

- Two frosted light bulbs
  - Dimensions: 12" x 3 3/8" x 5"
- (6-24159) \$31.99

## Crossing Shanty

Featuring a lighted interior and hinged shutters, this accessory is ready to stand guard at your grade crossing.

### FEATURES:


- Lighted interior
  - Hinged shutters
  - Dimensions: 2 1/4" x 2 1/2" x 3"
- (6-14229) \$19.99

## #133 Passenger Station

Dressed in new colors, this classic lighted passenger station is perfect for any 0 or O-27 gauge layout.

### FEATURES:

- Lighted interior
  - Dimensions: 12 1/8" x 8 1/4" x 6 1/2"
- (6-14257) \$52.99





**Amtrak Shelter**

A common sight for contemporary train travelers, this utilitarian structure was Amtrak's solution to the expensive, traditional passenger stations that it inherited from various railroads.


**FEATURES:**

- Lighted interior
- Two figures
- Dimensions: 5" x 2 1/2" x 2"

(6-34102) \$24.99



Detailed interior with figures



**Yard Tower**

Perfect for any layout, this structure is ready to stand guard at any crossover or in any switch yard. Imagine the towerman throwing switches and radioing trains from his elevated perch.

**FEATURES:**

- Lighted interior
- Dimensions: 6 1/4" x 3 5/16" x 8 1/2"

(6-14227) \$41.99

**NEW!**

**Sand Tower**

This prototypical structure loads locomotives with sand to increase traction. Trains pass below the structure.

**FEATURES:**

- Accommodates O and O-27 gauge track and the FasTrack track system
- Dimensions: 4 1/2" x 4" x 12"

(6-14255) \$26.99



## Oil Pump

Based on the "nodding donkey" style pump working oil fields across the country, this new accessory features the smooth bobbing action of the real thing. Add two or three oil pumps to model this common industrial scene.

### FEATURES:

- Pump moves up and down
- Dimensions: 2 3/4" x 4 3/4" x 4"

(6-34162) \$52.99

## Sunoco® Industrial Tank

Inspired by real oil and gas industries whose fields are filled with vast "highways" of connected tanks, you can replicate a large tank town of your own with this new Industrial Tank. With metal connecting walkways included, it's easy to start building an impressive field.

### FEATURES:

- Metal platform and walkways
- Operating industrial lamp
- Conveniently connects to multiple tanks for building large fields
- Dimensions: 4" x 7" x 3 1/2"

(6-14225) \$69.99

SUNOCO® is a registered trademark of Sunoco, Inc. and its subsidiaries



Connects to any Lionel Industrial Tank

## U.S. Army Water Tower

Create a military base on your layout with the U.S. Army Water Tower.

### FEATURES:

- Bubble tube
- Flashing aircraft warning light
- Dimensions: 6" x 6" x 15"

(6-14243) \$94.99




**Ammo Loader**

Position the Ammo Car at the platform, and you are ready to load it up. Watch as the figure loads the cases of ammunition into a waiting Ammo Car (included).

**FEATURES:**

- Ammo cases are loaded into the house, then sent down the chute
- Includes one operating Ammo Car
- Metal base
- 10 ammo cases
- Dimensions: 11" x 4" x 8"

(6-14244) \$104.99



**Helicopter Pylon**

Decorated for duty in Vietnam, the Helicopter Pylon features the emblem of the First Cavalry. Watch as the helicopter circles the pylon.

**FEATURES:**

- Powerful, maintenance-free motor
- Metal tower
- Interior lighting
- Helicopter flies approximately 21 1/2" above the base
- Dimensions: 5 3/4" x 5 3/4" x 14 1/4"

(6-14217) \$139.99



# OPERATING ACCESSORIES

## Road Crew

This road crew works on patching a crumbling street. Watch as the animated construction workers rake and tamp the asphalt, lift a shovel, and operate jackhammers.

### FEATURES:

- Five separate animations
- Seven hand-painted figures
- Dimensions: 8" x 2 1/2"

**SIX SEPARATE ANIMATIONS**

(6-14211) Road Crew \$89.99



**FIVE SEPARATE ANIMATIONS**



(6-24105) Track Gang \$89.99

**GLOWING TORCH**



## Track Gang

Working hard to keep the track in good condition, these gandy dancers just won't quit. Six animated figures use a jackhammer, illuminated welding torch, shovels, and pry bars.

### FEATURES:

- Six separate animations
- Eight hand-painted figures
- Flickering LED simulates a welder's torch
- Dimensions: 8" x 2 1/2"

(6-14236) #356 Operating Freight Station \$104.99



## #356 Operating Freight Station

Watch the workers roll the carts in and out of the station house. One cart enters the structure filled with luggage while a second cart starts its trip with nothing on board, giving the illusion that the worker just emptied his load.

### FEATURES:

- Two moving carts
- Metal cart channel
- Steel luggage load
- Dimensions: 15" x 5" x 5 1/2"



(6-34144) Santa Fe Scrap Yard \$99.99

**FOUR ANIMATED FIGURES**

**GLOWING TORCH**



**Scrap Yard Accessories**

This tired diesel locomotive has reached the end of the line, and these busy workers are scrapping it. Watch as they lift away the seat, remove the number board, and cut through the side. This accessory is now available with Santa Fe and New Haven paint schemes.

**FEATURES:**



- Four animations
- Seven hand-painted figures
- Flickering LED simulates a welder's torch
- Dimensions: 8 1/4" x 7 1/2" x 3 1/4"



(6-34145) New Haven Scrap Yard \$99.99


**FOUR ANIMATED FIGURES**

**GLOWING TORCH**



Four separate animations, including glowing torch

(6-14215) Tug-of-War \$59.99



**Tug-of-War**


At the Lionelville town picnic, everyone enjoys a little friendly competition. The tug-of-war game is in full swing, and three players on each side pull the rope back and forth. Which side will win?

**FEATURES:**

- Three animated figures on each side pull the rope back and forth
- Dimensions: 6" diameter



(6-14210) Pony Ride \$69.99




**Pony Ride**


Three excited children sit atop ponies and hold on tightly as the small horses make their way around the circle. The attendant stands by watching the action.

**FEATURES:**

- Four ponies move around the circle
- Four detailed figures
- Dimensions: 6" diameter



(6-14221) Witches Cauldron \$69.99



**Witches Cauldron**

In the cover of three large pine trees, three scary witches huddle around a black cauldron heated by a roaring fire, getting ready to do a magic spell. One witch is poised to throw a fish into the pot, and another reads from a special book, reciting a magic chant. A third witch stirs the potion that simmers in the cauldron.

**FEATURES:**

- Witch appears to stir the cauldron
- Three hand-painted witch figures
- Three pine trees
- Dimensions: 6" diameter



**Ice Rink**

These skaters are enjoying winter in Lionelville! On the ice, a couple holds hands while a little girl glides along behind them. Off to the side, a hockey player waits with his stick until he can score a goal, and another skater is putting on his skates to get ready for fun. One skater has lost his balance, falling on the slippery ice! Two figure skaters twirl and glide along.

**FEATURES:**

- Four animated figures skate on the ice
- Eight hand-painted skaters
- Dimensions: 6 1/4" x 10 3/8"



(6-14219) Ice Rink \$79.99



**Ring Toss  
Midway Game**

Desperate to get a ring around the neck of a bottle, this gallant gentleman is prepared to play until his girlfriend is rewarded with a prize.

**FEATURES:**

- Three hand-painted figures
- Interior illumination
- Dimensions: 4" x 2" x 3"

(6-34158) \$19.99




**Milk Bottle Toss  
Midway Game**

With a little luck, a prize is just one toss away! The Milk Bottle Game is a favorite at the carnival.

**FEATURES:**

- Three hand-painted figures
- Interior illumination
- Dimensions: 4" x 2" x 3"

(6-14230) \$19.99



**Camel Race  
Midway Game**

Step right up and try your luck! The carnival attendant watches the couple aim for the holes to propel their camel to victory.

**FEATURES:**

- Three hand-painted figures
- Interior illumination
- Dimensions: 4" x 2" x 3"

(6-34159) \$19.99



**Cotton Candy  
Midway Booth**

Cotton candy is the perfect treat at the carnival.

**FEATURES:**

- Three hand-painted figures
- Interior illumination
- Dimensions: 4" x 2" x 3"

(6-14231) \$19.99





**LIGHTS  
AND  
SOUND!**

**Lionel Amusement Park  
Swing Ride**

Watch as this popular ride slowly builds in speed, thrilling its riders as the seats swing further out. Exterior lights and cheerful carnival music highlight the action.

**FEATURES:**

- Powerful maintenance-free motor
- Cycle-controlled variable speed
- Exterior lights
- Authentic carnival music
- Colorful, carnival-inspired graphics
- Hand-painted figures
- ON/OFF controls for sound, lights, and motion
- Dimensions:  
11" diameter x 12 1/2" height

(6-14203) \$229.99

Includes  
hand-painted  
figures



Riders swing out as the ride goes faster and faster

## HISTORIC LAYOUT SERIES

Introduced in 2003, the Historic Layout Series has quickly become a favorite of Lionel collectors and operators alike. Featuring unique, animated accessories from some of the country's most recognized and beloved train layout attractions, these fun products let you replicate parts of your favorite historic layouts. From small to large, and whimsical to prototypical, the accessories within the Historic Layout Series help bring your own layout to life.

The initial offerings in the series are found on the famous Miniature Village & Railroad of the Carnegie Science Center in Pittsburgh, Pennsylvania. What began on Christmas Eve in 1920 by founder Charles Bowdish, has turned into the Science Center's main attraction. Featuring a Lionel-only layout, the Miniature Railroad & Village features over 100 original mechanized details.

We continue the series with animations from Pennsylvania-Dutch inspired Choo Choo Barn Traintown, U.S.A. Sparked by the purchase of a Lionel Scout Set after the end of World War II by George Groff for his son, the Choo Choo Barn is a fine replication of Lancaster County, Pennsylvania in miniature. The 1700 square-foot layout features over 150 one-of-a-kind animated figures and vehicles with 22 operating trains. Choo-Choo Barn offerings featured on these pages work perfectly on any layout, and in conjunction with other Lionelville products.



Sly fox retreats just in time

### Sly Fox & The Hunter

Our sly fox always outsmarts the patient hunter! Watch as the fearless woodsman sets his sights, only to be outwitted again as Sly Fox takes refuge inside his cozy den. Creatures of the woodlands have nothing to fear from this bumbling hunter.

#### FEATURES:

- Fox emerges from his den, hunter begins to take aim, and fox retreats just in time
- Dimensions: 6 1/4" x 10 3/8"

(6-34149) \$79.99



For more information, visit the Choo Choo Barn online at [www.choochoobarn.com](http://www.choochoobarn.com), or call 800-450-2920. Open seven days a week from April - December, the Choo Choo Barn is located along Route 741, just east of Strasburg, Lancaster County, Pennsylvania. Don't forget your camera!

### The Scrambler

Get ready for a wild ride! The Scrambler is designed to make riders dizzy with its rotating center column and spinning clusters of seats.

#### FEATURES:

- Center column rotates while the seat clusters spin
- Carnival sounds
- Lighted center column
- 24 hand-painted figures
- Dimensions: 15 7/8" x 10 1/4"

(6-24179) \$229.99



### Highly detailed cars and riders




One of the four  
Carnegie Museums  
of Pittsburgh

These realistic animations are just some of the more than one hundred original mechanized details waiting to be discovered on Carnegie Science Center's Miniature Railroad & Village, Pittsburgh Pennsylvania.

Discover more at: [www.MinatureRailroad.org](http://www.MinatureRailroad.org) or call the Carnegie Science Center at 412.237.3400 for information on the operational schedule for the one and only Miniature Railroad & Village exhibition!

**CARNIVAL  
MUSIC!**





**Irene's Diner**

Stop by Irene's Diner for a cup of coffee and a piece of the best apple pie in Lionelville. The diner features a lighted, detailed interior with figures.

**FEATURES:**

- Lighted interior
- Interior details including figures, tables, and counters
- Dimensions: 6 3/4" x 10 1/2" x 3 3/8"

(6-24176) \$64.99



**TMCC  
EQUIPPED!**

**AMC/ARC Log Loader**

The classic Log Loader accessory is upgraded for TrainMaster Command Control operation. While the accessory features traditional controller operations in the conventional environment, you get variable speed and fine control of each action using your CAB-1 Remote Controller (sold separately). With the built-in AMC, you are able to start the conveyor, adjust the lights, and operate the dumping mechanism on the Log Loader. The ARC allows you to record and play back the accessory's animated sequences.

**FEATURES:**

- TrainMaster Command Control system equipped TMCC CAB-1 Remote Controller and TMCC Command Base required for TMCC operation (Not included)
- Built-in ARC and AMC
- Operate the chain conveyor, drop the unloading stakes, and dim or brighten the lights with variable speed and fine control using your CAB-1 Remote Controller



- Record entire animated sequences and play them back over and over with your CAB-1 Remote Controller
  - Die-cast metal roof supports
  - Conventional remote controller
  - Dimensions: 10 7/8" x 10 5/8" x 9 1/8"
- (6-24115) \$139.99

SMOKE  
AND LIGHTS  
CREATE  
A REALISTIC  
LAUNCH!



Control  
panel with  
LCD screen

ROCKET  
LAUNCHES!

### #175 Rocket Launcher

All systems are "Go" for takeoff! Relive the proud days when the United States of America made its first great advances in the exploration of outer space with the #175 Rocket Launcher. Based on the original Postwar accessory, this Rocket Launcher features some exciting updates.

Operate your motorized gantry crane to prepare your rocket for launch. When you are ready, begin the 10-second countdown. Watch as the seconds are displayed on the LCD digital display. At approximately T-3 seconds, smoke billows from the rocket platform. At T-1 second, flashing red lights create the illusion of rocket ignition. After the last second is marked, the rocket launches.

#### FEATURES:

- Stamped metal frame
- Powerful maintenance-free motor for gantry crane movement
- Control panel with modified LCD digital screen
- Lighted ignition illusion
- Smoke unit
- Launching rocket
- Dimensions 11" x 11" x 17"

(6-14237) \$319.99





**Lionelville People Packs**

Now you can populate your favorite Lionel operating accessories with Lionelville People Packs. The detailed, hand-painted figures are made of tough pewter, standing on sturdy bases.

**FEATURES:**

- Hand-painted pewter
- Average height: 1 3/8"



(6-24193) Railroad Yard People Pack \$20.99



(6-24194) Civil Servants People Pack \$20.99



(6-24197) City Accessory Pack \$20.99



(6-24192) Park Benches People Pack \$20.99



[6-24191] Park People Pack \$20.99



[6-14241] Work Crew People Pack \$20.99



[6-24196] Farm People Pack \$20.99



[6-14218] Downtown People Pack \$20.99





**Lionelville Water Tower**

This prominent water tower welcomes visitors to Lionelville.

**FEATURES:**

- Dimensions: 13" tall
- (6-14220) \$20.99



Two figures swing clubs


**Lionelville Mini Golf**

Miniature golf is a favorite attraction in Lionelville. Watch as the figures swing their clubs and the "Mini Golf" sign rotates.

**FEATURES:**

- Rotating sign
- Two figures swing clubs
- Six hand-painted figures
- Dimensions: 6" x 8" x 3"

(6-14214) \$79.99





# Hard Rock

CAFE

The Hard Rock Cafe name and logo are registered trademarks of Hard Rock Cafe International (USA), Inc.

## Hard Rock Cafe®


The popular Hard Rock Cafe® comes to Lionelville with a lighted guitar sign and licensed decoration.

### FEATURES:

- Lighted guitar sign
- Lighted interior
- Licensed Hard Rock Cafe decoration
- Dimensions: 9 1/4" x 6" x 6"

(6-14242) \$49.99

**DECORATED  
INTERIOR!**



See page 89



## MAINLINE TRACKSIDE ACCESSORIES

### Mainline Die-Cast Metal Accessories

With tough die-cast metal construction, each accessory features prototypical styling and function. Die-cast metal Mainline Accessories are easy to set up and the perfect way to add realistic action to any layout.



Track not included

#### Die-Cast Metal Girder Bridge

- Die-cast metal girders
- Metal base
- Compatible with the FasTrack track system and traditional O gauge and O-27 gauge track
- Length: 10"

(6-14137) \$24.99



#### 153IR Controller

- Infrared sensors detect passing trains and activate connected accessories
- Time delay adjustment knob (From 0 to 5 seconds)
- Dimensions: 5" x 4 1/2" x 3 1/2"

(6-14111) \$36.99



#### Mainline Dwarf Signal

- Lights change from green to red when trains move through its block
- Lights automatically reset to green when block clears
- 153C Contactor included
- Dimensions: 3/4" x 3/4" x 1 3/4"

(6-14151) \$39.99




**NEW  
LOWER  
PRICE!**

**Mainline Color Position  
Signal**

- Lights change from green to red to yellow when triggered by the train
- Yellow signal with adjustable duration
- 153C Contactor included
- Dimensions: 6 3/4" x 1 3/4" x 11/16"

(6-24101) \$24.99



Grade crossing not included



**SET OF TWO**

**Mainline Auto Crossing Gates**

- Red flashing signal
- Gate drops when train passes by
- Set of two
- 153C Contactor included
- Also works with insulated track section (Sold separately)
- Dimensions: 4" x 1" x 4 1/2"

(6-14098) \$84.99

## Crossing Gates, Signals, and Bridges

There is no better way to add fun and excitement to your layout than with realistic Lionel railroad accessories. From signals to trestles, and bridges to tunnels, there is something for everyone. Run your favorite Lionel trains with these fun, sturdy accessories.




### Auto Crossing Gate

- Gate drops when train passes by
  - 153C Contactor included
  - Also works with insulated track section (Sold separately)
  - Dimensions: 9 1/2" gate length
- (6-12714) \$39.99

### Auto Crossing Gate and Signal

- Gate drops and lights illuminate when train passes by
  - 153C Contactor included
  - Also works with insulated track section (Sold separately)
  - Dimensions: 7 3/4" x 8 3/4" x 9 1/2"
- (6-62162) \$52.99



### #154 Railroad Crossing Flasher

- Red lights flash when train passes by
  - 153C Contactor included
  - Also works with insulated track section (Sold separately)
  - Dimensions: 9" height
- (6-12888) \$41.99

### Banjo Signal

- Passing trains activate "banjo" mechanism
  - 153C Contactor included
  - Also works with insulated track section (Sold separately)
  - Dimensions: 7 3/4" height
- (6-14090) \$47.99



### Tunnel Portals

- Portals with raised Lionel lettering
  - Classic Postwar styling
  - Set of two
  - Dimensions: 7" x 8 1/2"
- (6-12896) \$11.59



### #148 Dwarf Signal

- Lights change from green to red when trains move through its block
  - Automatically resets to green when train clears its block
  - 153C Contactor included
  - Dimensions: 1 3/4" x 1 3/4" x 2"
- (6-12883) \$20.99



LIGHTED INTERIOR

**Covered Bridge**

- Designed to accommodate O-27 gauge, O gauge, and FasTrack track sections
  - Metal base
  - Lighted interior
  - Dimensions:  
24 1/16" x 7 3/4" x 8"
- (6-24117) \$41.99

**Truss Bridge with Flasher and Piers**

- Metal base
  - Flashing top-mounted beacon
  - Rock piers included
  - Dimensions:  
26 1/8" x 7 1/2" x 12 1/2"
- (6-12772) \$49.99



## TRADITIONAL TRACKSIDE ACCESSORIES

### Layout Essentials

Whether you are building a highway or your very own train yard, Lionel has accessories for every part of your layout.



### Blinking Light Billboard

- Light blinks on and off
- Railroad billboard art
- Dimensions: 5 3/4" x 7/8" x 4 1/2"

(6-24155) \$20.99

### Classic Billboard Set

- Easy assembly
- Five different railroad billboard inserts
- Set of three billboard stands
- Dimensions: 5 3/4" x 7/8" x 3 1/4"

(6-24187) \$9.59



### #65 Yard Lights

- Illumination from two elevated bulbs
- Set of three
- Dimensions: 6 1/4" height

(6-12927) \$15.99



### #70 Yard Lights

- Die-cast metal light housing
- Metal center post
- Set of three
- Dimensions: 4 1/2" height

(6-14071) \$31.99



### Construction Zone Signs

- Realistic, printed construction graphics
- Set of six
- Dimensions: 2 1/4" height

(6-32902) \$7.39



### Highway Barrels

- Painted orange with silver reflective tape
- Set of six
- Dimensions: 1" height

(6-32922) \$7.39



### Barrel Pack

- Real wood construction
- Set of six
- Dimensions: 1 1/8" height

(6-12745) \$5.59



### Vehicle Grade Crossings


- Traditional O gauge or O-27 track fits in molded grooves
- Set of two
- Dimensions: 3 1/4" x 7"

(6-12839) \$5.59




**Double Floodlight Tower**

- Illumination from 16 elevated bulbs
  - Tilting heads
  - Dimensions: 15" height
- (6-24103) \$41.99



Trestle brackets snap onto FasTrack roadbed



**Graduated Trestle Set**

- Incremental height grading
  - For use with traditional O and O-27 gauge track
  - Set of 22
  - Dimensions: 4 3/4" height (tallest trestle)
- (6-12754) \$20.99

**FasTrack Graduated Trestle**

- Incremental height grading
  - For use with FasTrack track sections
  - Set of 22
  - Dimensions: 5 1/2" height (tallest trestle)
- (6-12037) \$57.99

**Elevated Trestle Set**

- Create realistic raised-grade sections
  - For use with traditional O and O-27 gauge track
  - Set of 10
  - Dimensions: 4 3/4" height
- (6-12755) \$20.99

**FasTrack Elevated Trestle**

- Create realistic raised-grade sections
  - For use with FasTrack track sections
  - Set of 10
  - Dimensions: 5 1/2" height
- (6-12038) \$33.99



**Railroad Bumpers**

- Easily snaps into place between outside rails of traditional O and O-27 track
  - Set of three
  - Dimensions: 3" x 1 1/2" x 1 1/2"
- (6-12717) \$5.99



**Die-cast Metal Bumpers**

- Die-cast metal construction
  - Illuminated red lights
  - Easily snaps into place between outside rails of traditional O and O-27 track
  - Set of two
  - Dimensions: 3" x 1 7/8" x 2"
- (6-62283) \$20.99



**#260 Illuminated Bumpers**

- Easily snaps between outside rails of traditional O and O-27 track
  - Illuminated red lights
  - Set of two
  - Dimensions: 3" x 1 1/2" x 1 1/2"
- (6-12715) \$9.49



**Ice Blocks Pack**

- For use with the Icing Station and Ice Car
  - Set of ten
- (6-14240) \$4.99



**Coal Bag**

- Safe, simulated coal
  - Perfect load for hoppers, gondolas, and coal dump cars
  - Approx. 4 oz.
- (6-12732) \$4.49



**It's here!**

The operating system that will completely revolutionize the way we play with trains.





**Lionel proudly introduces TMCCII LEGACY. A giant step forward for the hobby, TMCCII LEGACY is truly innovative in the way it simplifies the operating process while offering numerous new features and unprecedented control. Only from Lionel!**

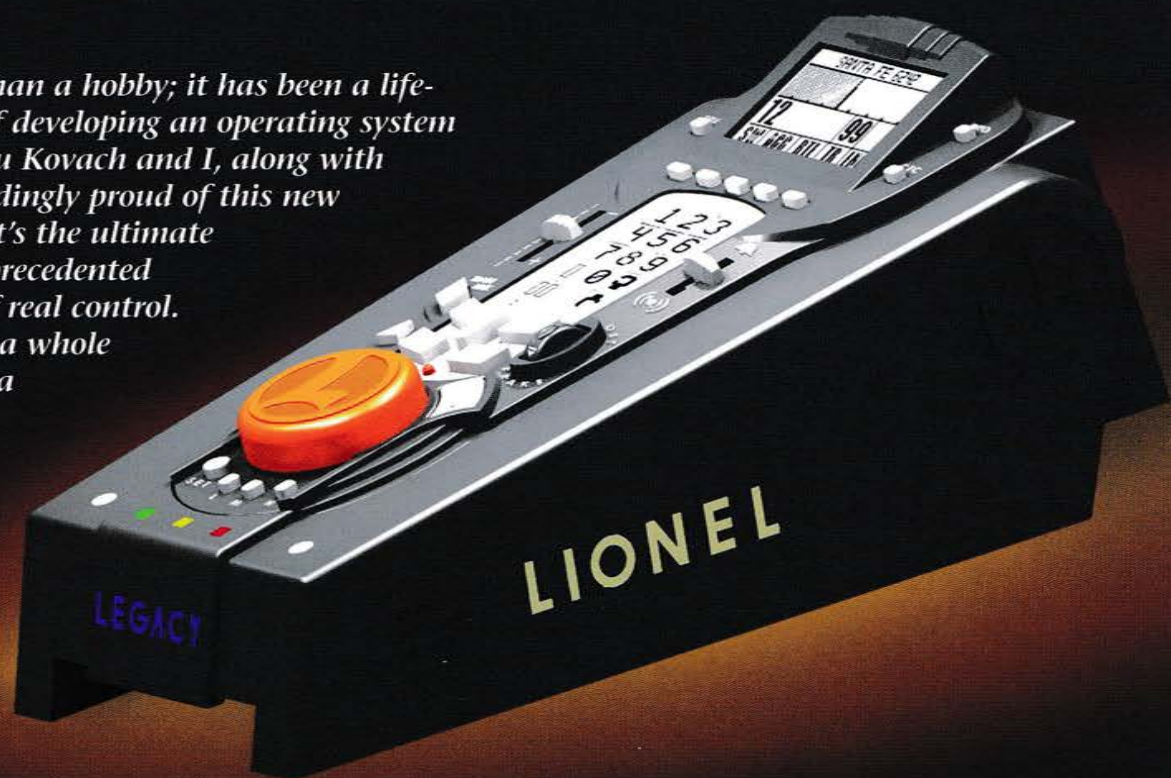
Now you can operate your layout just like a real engineer operates his trains! The harder your train works, the more you hear and feel the effort. Whether you're starting up your locomotives, executing an emergency stop, climbing a hill, rounding a turn or operating your accessories, you can sense and control every aspect of the command. Never before has operating your layout been so easy, so precise, and so much fun!

TMCCII LEGACY, like its predecessor, consists of a base and a handheld remote controller. And as promised, the two systems are totally compatible. In fact, you can use the identical keystrokes in running the new remote controller as you did with the old. But what's so exciting about TMCCII LEGACY is that you'll experience superior "feel" and have so many new operating functions at your fingertips.

*For me, model railroading has been more than a hobby; it has been a life-long passion. And for years I have dreamed of developing an operating system that truly models the way real trains run. Lou Kovach and I, along with all the engineers at CTC and Lionel, are exceedingly proud of this new TMCCII LEGACY Operating System. To me, it's the ultimate expression of what I love about trains: an unprecedented variety of operating features and the feeling of real control. But that's not all. This system is the basis for a whole new way of controlling a model railroad. It is a platform for the future, allowing Lionel to develop even more revolutionary features as years go by.*

*To me, this is IT! I hope you'll enjoy using it as much as I do. And I hope you'll agree it was worth the wait.*

*Best wishes,  
Neil Young*



# TMCCII LEGACY. One remote. One base.

## #991 LEGACY CAB-2 Remote Controller

Featuring a large back-lit LCD screen and vibration to simulate the effort of your locomotive, the revolutionary #991 LEGACY CAB-2 Remote Controller puts full control of the TMCCII LEGACY system comfortably in the palm of your hand. Plus, you can operate the traditional features on all of your existing locomotives. Whether you are new to Command Control or a seasoned TMCC pro, the LEGACY CAB-2 Remote Controller is simple to use. In fact, if you have used a CAB-1 Remote Controller with traditional TMCC, you don't even need to open the manual to access the basic features!

### FEATURES:

- Back-lit LCD screen—the largest on the market
- Back-lit LCD keypad displays numbers or icons for ease of use
- Built-in rechargeable batteries
- Feedback mode—the remote vibrates to reinforce the effort and momentum of your locomotive
- Accepts memory modules from each TMCCII LEGACY locomotive

**BUILT-IN RECHARGEABLE BATTERIES IN THE CAB-2 REMOTE!**

### Iconic and Graphic Control Monitoring

Icons and graphs represent the majority of control functions. The icons are large and animated for easy viewing. The graphs are bold and easy to understand at a glance!

- **Speed Graphing**—With TMCCII LEGACY, operators can access a large graph in the remote display window that illustrates the target speed, command speed, rate of acceleration, and train brake settings.
- **Iconic Route Set-Up**—When in route set-up, animated icons form a line across the screen, illustrating the route as it is set up. The switches become animated when the route is thrown.
- **Iconic Train Lash-Up**—Engines are displayed, using icons, in the order that they are assigned to a lash-up. These engine icons can be manipulated to automatically make changes in direction or in the engine order in the lash-up.

### Multi-Controller Boost Brake and Direction

This exciting new feature gives completely new braking and boosting from any given speed! Imagine an operating system that works like this:

- Push up to boost...back off a little to hold the new "boosted" speed...release to return to throttle set speed
- Pull down to brake...back off a little to hold the new "brake" speed...release to return to throttle set speed.
- In the center or "released" position, press down for a direction change.
- If you wish, set the direction function to stall your moving train without changing direction. In this mode, pressing the direction control while your train is stopped will provide a direction change.

### Train Brake

Provides more realistic and precise brake control than any other system available.

### Record Feature

Use the LEGACY RECORD button to record any action that you want to see repeated.

### Velocity Throttle

The velocity throttle changes speed steps faster as it is rotated faster. For example, turning the throttle slowly results in the highest resolution—with 200 speed steps. The train can go from a complete stop to full throttle in either one rotation of the knob or in five rotations, depending on how fast the throttle is turned.

### Back-lit LCD Display

The LCD display is exceptionally easy to read. View simple icons representing a wide variety of control functions, route set-ups, and train lash-ups. Access easy to read graphs illustrating numerous speed, acceleration, and brake settings.

### Addressing Functions

Select any object on your layout by scrolling through names alphabetically or by simply entering the multiple digit road number painted on the side of your engine. It's that easy! For accessories, you can use the LIONEL two- and three-digit numbers if you like. (For older engines, a simple method of adding the information manually can be used and traditional TMCC addressing is still available.)

### Variable Horn Control

As the whistle/horn control is pulled, the horn is played with increasing intensity. Imagine developing your own whistle/horn "signature" and controlling the warning sound in real time!

### LCD Touchscreen Keypad

Control the most complicated model railroad layout with unprecedented ease. When addressing, the numbers are visible; during operation, control icons are automatically displayed.

### Feedback/Vibration

Feel the remote rumble as your locomotive accelerates and brakes! This incredibly unique control feature reinforces the sense of weight and momentum of the locomotive.

### Graphic Adjustable Momentum

Set the momentum of the train or engine to three levels: low, medium, and high. The value of each of these momentum settings is adjustable and unique to that engine or train.



# One wire. One system.

Here's all you need to get started...

## #990 LEGACY Command Set

The #990 TMCCII LEGACY Command Set features a #991 LEGACY CAB-2 Remote Controller and a #992 LEGACY Command Base/Charger, the two components you need to get started. Only one LEGACY Command Base/Charger is required per layout.

Like traditional TMCC, the LEGACY Command Base/Charger receives information from the Remote Controller and sends it out to the track via a simple one-wire connection. But that's not all. The LEGACY Command Base/Charger remembers information about your layout, enabling the CAB-2 Remote Controller to display road names and numbers on the LCD screen.

### SET INCLUDES:

- #991 LEGACY CAB-2 Remote Controller
- #992 LEGACY Command Base/Charger

### COMMAND BASE/CHARGER FEATURES:

- Only one LEGACY Command Base/Charger required per layout
- Simple one-wire connection to your layout
- Built-in dock for recharging CAB-2 Remote Controller
- Stores operating information and settings for your layout

(6-14295) #990 LEGACY Command Set \$299.99



Add additional remotes for your layout...

## #993 LEGACY Expansion Set

Need additional remotes? The #993 LEGACY Expansion Set includes #991 LEGACY CAB-2 Remote Controller and a #994 LEGACY Charger.

### SET INCLUDES:

- #991 LEGACY CAB-2 Remote Controller
- #994 LEGACY Charger Base

### CHARGER BASE FEATURES:

- Built-in dock for recharging additional CAB-2 Remote Controllers
- Add as many as you like to charge remotes simultaneously

(6-14294) #993 LEGACY Expansion Set \$249.99



#992 LEGACY Command Base/Charger, #994 Charger, and other components lock together at your control panel.



THE FIRST  
LOCOMOTIVE  
WITH  
TMCCII LEGACY!

## LEGACY Locomotives

TMCCII LEGACY locomotives are equipped with unparalleled operating features. With enhanced sound features and 200 speed steps, the CAB-2 Remote Controller unlocks the potential of these twenty-first century iron horses.

### LOCOMOTIVES FEATURE:

#### High Resolution Speed


All Legacy engines are fully equipped with 200 SPEED STEPS of speed control. The new dynamic speed system ensures unprecedented smooth, low speed operation.

#### RailSounds Sound System

Lionel has long been known for its legendary sound system. The new Legacy RailSounds system enhances and completes the railroading experience. It contains new sounds and commands making features like the "Variable Horn Control" possible.

#### Memory Modules

Each new TMCCII LEGACY engine or accessory comes with a memory module that loads all of the important information about that engine into the TMCCII LEGACY system.



## COMING SOON...

These core elements (CAB-2 Remote Controller, Base, and Recharger) are only the beginning! Soon you'll be able to buy other cutting-edge enhancements for your TMCC2 LEGACY system, like the layout monitor screen shown here.

As you can see, the system is completely modular. Add as many TMCCII LEGACY elements as you like. Every component takes you a step closer to climbing into your locomotive's cab and placing your hand on the throttle. TMCCII LEGACY is here to enhance your model railroading experience - now and for years to come.



## TRAINMASTER SYSTEM COMPONENTS

Use this guide to help you determine what components you'll need to get started with TrainMaster Command Control.

### TO ENTER THE WORLD OF TMCC, BEGIN WITH THE BASIC BUILDING BLOCKS



#### TMCC CAB-1 Remote Controller

This wireless, walk-around remote controller gives you complete command at your fingertips. Operate your trains, throw switches, and fire up accessories – all at the touch of a button.

(6-12868) \$73.99



#### TMCC Command Base

The TMCC Command Base receives digital signals from your CAB-1 Remote Controller and relays the commands across your layout. Only one is required for each layout – no matter how big or how many power blocks you have.

(6-12911) \$73.99

### DIRECT TRACK POWER FROM SEVERAL SOURCES TO CONTROL YOUR CONVENTIONAL LOCOMOTIVES!



#### TMCC Block Power Controller (BPC)

Manage the power in your blocks from the CAB-1 Remote Controller.

- Routes power from any TMCC PowerMaster or TPC to any block of track
- Eliminates the need for multiple PowerMasters or TPCs on each block of track
- Enhances conventional operation by connecting multiple blocks to one TPC, allowing for travel across blocks without having to match the voltage between them
- Is programmable to channel power from four TPCs to two blocks OR from two TPCs to four blocks

(6-14184) \$89.99

### THROW SWITCHES AND ACTIVATE ACCESSORIES AT THE PRESS OF A BUTTON!



**GOOD**

#### TMCC Accessory Switch Controller (ASC)

Operate switches or activate accessories from the CAB-1 Remote Controller.

- Programmable to control up to eight accessories OR four switches
- Controls up to 10 programmed routes in switch mode
- Toggles accessories ON and OFF
- Controls switches from several manufacturers
- Connects to the TMCC Command Base

(6-14182) \$89.99



**BETTER**

#### TMCC SC-2 Switch Controller

For more flexibility in controlling switches and accessories, the SC-2 is the perfect choice.

- Programmable to control four switches AND four accessories together OR six switches OR 12 accessories
- Controls up to nine programmed routes
- Toggles accessories ON and OFF
- Controls switches from several manufacturers
- Power supply included
- Communicates with the TMCC Command Base without the need for wires

(6-22980) \$99.99

### OPERATE MOTORIZED ACCESSORIES WITH PROTOTYPICAL SPEED AND DIRECTION!



#### TMCC Accessory Motor Controller (AMC)

The AMC gives you control over your accessories like never before. When used in conjunction with lights, the AMC allows you to control bulb brightness from the CAB-1 Remote Controller. When used in conjunction with your accessory's motors, the AMC gives you control over operation. You can spin the cab on a gantry crane with the red knob, or raise and lower the boom with the CAB-1 Remote Controller buttons.

- Precise motor and/or light control
- Operation of accessory speed, direction, or function from the CAB-1 Remote Controller
- Two modes allow you to take fine control of accessory motor functions (e.g., gantry crane cab rotates as you rotate CAB-1 Remote Controller knob in whichever direction you are turning OR accessory operates in its normal way as long as you give it the command to operate)
- Programmable accessory motor speed or light intensity
- Operates up to four motors or up to four lights

(6-14183) \$99.99

**RUN ANY  
O GAUGE  
LOCOMOTIVE  
EVER MADE!**



**GOOD**

**TMCC PowerMaster**

Allows you to run non-TMCC locomotives remotely.

- Control non-TMCC locomotives from the CAB-1 Remote Controller
- Vary track voltage
- Change locomotive direction, vary speed, operate whistle and bell
- Regulates up to 135 watts of power or 180 watts of power – customer selectable

(6-24130) \$78.99

*Power supply not included*



**BETTER**

**TMCC Track Power Controller (TPC) 300**

The TPC 300 combines the features of the PowerMaster plus:

- Operates M.T.H.® Proto-Sound® 2.0 locomotives in conventional mode
- Improved operation at low speeds
- Regulates up to 300 watts of power

(6-14189) \$147.99

*Power supply not included*



**BEST**

**TMCC Track Power Controller (TPC) 400**

The TPC 400 combines the features of the TPC 300 plus:

- Regulates up to 400 watts of power

(6-14179) \$199.99

*Power supply not included*

**ACTIVATE  
YOUR  
REMOTE-  
CONTROL  
TRACK  
SECTIONS!**



**TMCC Operating Track Controller (OTC)**

Use the OTC to remove all of the hard-wired Operating Track activation buttons on your layout.

- Operates Remote-Control and Uncoupling Track sections from the CAB-1 Remote Controller
- Uncouples, unloads, or activates operating rolling stock from the touch of a button on the CAB-1 Remote Controller
- Is programmable to operate two Remote-Control Track sections OR four Uncoupling Track sections

(6-14185) \$78.99

**RECORD YOUR  
FAVORITE SCENARIOS  
AND PLAY THEM  
OVER AND OVER  
AGAIN!**



**TMCC Action Recorder Controller (ARC)**

Record layout scenarios using your trains and accessories, and play them back with the touch of a button on the CAB-1 Remote Controller

- Make and save up to eight recordings

(6-14181) \$99.99

**FINE-TUNE  
THE  
ACCESSORY  
VOLTAGE!**



**TMCC Accessory Voltage Controller (AVC)**

Extend the life of your favorite accessories by fine-tuning the voltage they receive. From the CAB-1 Remote Controller, you can set the voltage that your hooked-in accessories receive from their power source.

- Remote-control voltage setting
- Helps prolong the life of lamps and motors

(6-14186) \$139.99

**TRAINmaster**  
C · O · M · M · A · N · D

**GREAT  
VALUE!**



## TrainMaster Command Set

Here is everything you need to get started with TrainMaster Command Control. The CAB-1 Remote Controller (6-12868) allows you to walk around your layout while controlling all of your TrainMaster Command Control equipped locomotives and accessories. The TMCC Command Base (6-12911) receives the signals from the remote and sends your commands across your layout. Only one Command Base is needed per layout, regardless of the number of track power blocks you are controlling. It is the perfect way to start enjoying the benefits of the revolutionary Lionel TrainMaster Command Control system. *(Track and accessory power supplies not included.)*

(6-12969) \$147.99

TO RUN NON-COMMAND LOCOMOTIVES REMOTELY, ADD A TMCC POWERMASTER, TPC 300, OR TPC 400.



## TMCC BUYER'S GUIDE

### OPERATING CONVENTIONAL LOCOMOTIVES ONLY

Operating conventional locomotives from your CAB-1 Remote Controller is very simple. Forget about rewiring your trains or spending the day making track connections—installing TrainMaster Command Control is much easier than that!

#### WHAT YOU NEED

You need these basic components, available from your Authorized Lionel Dealer:

- Choose **one**: PowerHouse Power Supply (6-22983) **OR** another 18-volt transformer with a Power Adapter Cable (6-12893)
- Choose **one**: PowerMaster (6-12867), TMCC Track Power Controller 300 (6-14189), **OR** TMCC Track Power Controller 400 (6-14179)
- TMCC Command Base (for use with the TPC's) (6-12911)
- CAB-1 Remote Controller (6-12868)

### OPERATING BOTH CONVENTIONAL AND COMMAND-EQUIPPED LOCOMOTIVES

Want to operate both conventional and Command-equipped locomotives? No problem! While they can't share the same block of track at the same time, both types of locomotives can operate on your layout.

#### WHAT YOU NEED

- Choose **one**: PowerHouse Power Supply (6-22983) **OR** another 18-volt transformer with a Power Adapter Cable (6-12893)
- Choose **one**: PowerMaster (6-12867), TMCC Track Power Controller 300 (6-14189), **OR** TMCC Track Power Controller 400 (6-14179)
- TMCC Command Base (6-12911)
- CAB-1 Remote Controller (6-12868)

### OPERATING ONLY TRAINMASTER COMMAND CONTROL-EQUIPPED LOCOMOTIVES

Operating only Command-equipped locomotives is very simple. With a Command Base and a standard transformer or a PowerHouse Power Supply, you are ready to take control!

#### WHAT YOU NEED

- Choose one: PowerHouse Power Supply (6-22983) and a TMCC Direct Lockon (6-34120) **OR** an 18-volt power supply (we recommend the famous Lionel ZW transformer controller)
- TMCC Command Base (6-12911)
- CAB-1 Remote Controller (6-12868)

### CONTROLLING THE ENTIRE LAYOUT—SWITCHES, ACCESSORIES, AND ROUTES—FROM THE CAB-1 REMOTE

- **SC-2 Switch and Accessory Controller (6-22980)**  
Controls up to twelve accessories or six switches with nine routes.
- **Accessory Switch Controller (6-14182)**  
Controls up to eight accessories or four switches with ten routes.
- **Operating Track Controller (6-14185)**  
Eliminates the individual Remote-Control Track controllers and control buttons.
- **Block Power Controller (6-14184)**  
Acts like a rotary switch to allow you to route power from any PowerMaster or Track Power Controller to your blocks of track.



**Power Adapter Cable**

The Power Adapter Cable connects your transformer to a PowerMaster (6-24130) for operating TMCC and non-TMCC equipped locomotives.

(6-12893) \$8.99



**Command Base Cable**

The Command Base Cable connects a TMCC controller to the TrainMaster Command Base (6-12911).

(6-14191) 6 ft. \$10.59

(6-14195) 20 ft. \$11.99



**TMCC TPC Cable Set**

The TMCC TPC Cable Set connects parallel PowerHouse transformers to the TPC 300/400. The set also includes adapter plugs to wire your transformer to the TPC 300/400.

(6-14194) \$13.99



**TMCC Direct Lockon**

Connect your PowerHouse Power Supply directly to the track with the TMCC Direct Lockon. Featuring a selectable current setting (for the 135-Watt or 180-Watt PowerHouses), the Direct Lockon eliminates the need for a PowerMaster if you run only TMCC-equipped locomotives. For added safety, the Direct Lockon provides over-current protection and an automatic reset. It is compatible with both Lionel FasTrack and O/O27 track systems. Includes power wire with FasTrack connectors and one standard Lionel Lockon.

(6-34120) \$44.99



**3-Wire Command Base Cable**

The 3-Wire Command Base Cable connects the TMCC ARC to the TrainMaster Command Base (6-12911).

(6-14192) \$11.59

**USE COMMAND BASE CABLE  
6-14191 OR 6-14195 FOR LAYOUTS  
THAT DO NOT INCLUDE A TMCC ARC.**



**Controller to Controller Cable**

The Controller to Controller Cable connects the TMCC controllers together.

(6-14193) 1 ft. \$4.19

(6-14196) 6 ft. \$6.99

(6-14197) 20 ft. \$9.49



**TRAINmaster**  
C · O · M · M · A · N · D



### ZW and PowerHouse Power Supply Set

There's only one ZW. No single product has come to symbolize the legend of Lionel more than the Lionel ZW. Molded to original dimensions in classic phenolic resin, the ZW can run up to four trains at the same time on different layouts, plus accessories. The two engineer-type handles provide independent control of two variable voltage circuits, each with built-in whistle, direction, and bell controls. Two additional accessory circuits can be set by means of dial-type controls to any desired voltage. Or if you prefer, you can control all four outputs with a single handle!

The ZW controller can be powered by any combination of one to four 135-Watt or 180-Watt Lionel PowerHouse Power Supplies. And if you use the TrainMaster Command Control system, you can adjust each output using your walk-around remote control up to the level pre-set by its corresponding ZW handle. It's a great way to help less-experienced railroaders keep their trains under control while enjoying the thrill of independent remote-controlled operation.

Offered with two 180-Watt PowerHouse Power Supplies, this ZW package provides the power and control you dream of for your vintage or state-of-the-art Lionel locomotives and accessories.

(6-32930) \$429.99



Includes two  
180-Watt PowerHouse  
Power Supplies





### 180-Watt PowerHouse Power Supply

Power your railroad empire with an advanced 180-Watt PowerHouse Power Supply. UL®-listed for safe operation, this mighty power supply is perfect for your TMCC Track Power Controller or Direct Lockon.

(6-22983) \$99.99



**ADJUSTABLE  
ACCESSORY  
OUTPUT**

**PERFECT FOR  
ACCESSORIES**



### 1.8 Amp Accessory Transformer

Power your Lionel accessories with the 1.8 Amp Accessory Transformer. This affordable power supply features variable AC voltage so you can supply the right amount of power to your accessories.

(6-32923) \$36.99

### CW-80 80-Watt Transformer

Enjoy operating your favorite locomotives, train sets, and accessories with the CW-80 80-Watt Transformer. From the handsomely designed controller, reminiscent of the famous Lionel ZW, you control speed and power by raising and lowering the engineer handle. Operate your favorite features with the bell, whistle/horn, and direction buttons. On the rear of the unit, you will find a 0-18 volt variable AC output, as well as a programmable AC output for accessory operation. Simply set the accessory voltage to your desired output, and your accessory operates at that output until you turn the unit off—even when you stop the train! Perfect for train sets and small- to medium-sized layouts, the CW-80 provides the power you need to enjoy all your Lionel favorites.

(6-14198) \$124.99



# FasTrack®

Offering innovation, variety, ease-of-use, and a fantastic prototypical look, the FasTrack track system brings your Lionel layout to life like never before. Its flawless performance and endless flexibility make it appealing to first-timers and seasoned pros alike.

Consider the advantages:

- A** Easy, snap-together locking mechanism for sure connections.
- B** Patented center half-pin allows for track orientation in either direction without the need for moving pins from one end to the next.
- C** Two terminals under each piece of straight track and one terminal under each piece of curved track for transformer and/or accessory power connections – no Lockons required!
- D** Curves are O-36 to give locomotives a more realistic appearance around corners. The larger diameter also allows for the operation of larger locomotives than is possible on O-27 or O-31 curves.
- E** Switches feature 100% non-derailing capability, regardless of which direction they are thrown.

From larger diameter curves and operating switches, to trestle sets and integrated track accessories, FasTrack will give you greater flexibility than ever before.



## Accessory Hook-ups and Operation — with FasTrack, it's Simple!


### Hook-ups

Under the roadbed of all straight and curved sections are electrical terminals. You can hook up to these terminals in different ways.

- If you already have wire for your accessories, or you have pre-wired accessories, purchase 18-gauge quick connectors from your local electronics supply store. Strip wires back approximately 1/4", insert wire into the quick connector, and crimp it into place.
- If you have an accessory and no wires, purchase a ready-made Accessory Power Wire (6-12053) from your dealer. This wire is shown on page 173.

### Operation

- Use a 153IR controller. The 153IR works the same way it does for O-27 and O gauge operation, with the power Lockon connector removed. Follow the instructions to hook up the accessory, and power your accessory as outlined left.
- Or use the FasTrack Accessory Activator Pack. This separate set SKU includes one insulated 10" straight track section and two 5" isolated track sections. Hook up your accessory to the insulated section as outlined left. The isolated sections have a break in the center of one track rail. As a train passes over this break, its wheels complete the



Electrical terminals



18-gauge quick connector



Wire attached to terminal

circuit and power is supplied to the entire length of track in between the breaks of the isolated sections – including the insulated section placed between them. To increase the length of time over which the accessory operates, simply add more insulated track sections between the two isolated sections. This technique is the equivalent of using Lionel insulated track sections in O/O-27, and is used only with accessories that perform one function in an on/off manner (e.g., Crossing Gate, Auto Gateman, etc.).

FASTRACK TRACK PACKS


Included with train set  
 Additional track pack pieces

**Inner Passing Loop Add-on Track Pack**

Layout dimensions: 39 1/2" x 70 1/2"  
Track Pack includes:

DESCRIPTION	QTY.
O36 Curve (6-12015)	2
RH Manual Switch w/Quarter Curve (6-12018)	1
LH Manual Switch w/Quarter Curve (6-12017)	1

(6-12028) \$78.99





**Outer Passing Loop Add-on Track Pack**

Layout dimensions: 49 1/2" x 70 1/2"  
Track Pack includes:

DESCRIPTION	QTY.
10" Straight (6-12014)	5
O36 Curve (6-12015)	2
RH Manual Switch w/Quarter Curve (6-12018)	1
LH Manual Switch w/Quarter Curve (6-12017)	1

(6-12031) \$94.99




**Figure 8 Add-on Track Pack**

Layout dimensions: 39 1/2" x 90 1/2"  
Track Pack includes:

DESCRIPTION	QTY.
O36 Curve (6-12015)	4
5" Straight (6-12024)	4
90-Degree Crossover (6-12019)	1

(6-12030) \$52.99




**Siding Track Add-on Track Pack**

Layout dimensions: 39 1/2" x 70 1/2"  
Track Pack includes:

DESCRIPTION	QTY.
10" Straight (6-12014)	3
Uncoupling Track (6-12020)	1
Earthen Bumper (6-12059)	1
LH Manual Switch w/Quarter Curve (6-12017)	1

(6-12044) \$84.39

# FastTrack®



## Straight Track Sections

**10" Straight Track**  
(6-12014) \$3.89

**5" Half Straight Track**  
(6-12024) \$3.39

**4 1/2" Straight Track**  
(6-12025) \$3.39

**1 3/4" Straight Track**  
(6-12026) \$3.39

**30" Straight Track**  
(6-12042) \$11.59

**10" Straight Track 4-Pack**  
(6-12032) \$16.99

## Curved Track Sections

**O36 Curved Track**  
(8 pieces per circle)  
45-Degree section  
(6-12015) \$3.89

**O36 Half Curved Track**  
(16 pieces per circle)  
22 1/2-Degree section  
(6-12022) \$3.39

**O36 Quarter Curved Track**  
(32 pieces per circle)  
11 1/4-Degree section  
(6-12023) \$3.39

**O48 Curved Track**  
(12 pieces per circle)  
30-Degree section  
(6-12043) \$3.89



**O60 Curved Track**  
(16 pieces per circle)  
22 1/2-Degree section  
(6-12056) \$5.59


**O72 Curved Track**  
(32 pieces per circle)  
22 1/2-Degree section  
(6-12041) \$5.59

**O72 Half Curved Track**  
(32 pieces per circle)  
11 1/4-Degree section  
(6-12055) \$4.99

**O84 Curved Track**  
(32 pieces per circle)  
11 1/4-Degree section  
(6-12061) \$5.29

**O36 Curved Track 4-Pack**  
(Creates a half-circle)  
(6-12033) \$16.99

## Specialty Track Sections



**O Gauge Transition Piece**

- Connects with traditional O gauge track
- Length: 5"


(6-12040) \$7.39



**Block Section**

- Used to make an isolated track block
- Wires jump the breaks in the track on the underside of the roadbed


(6-12060) \$7.39



**Terminal Section**

- Includes wires that connect the track to your transformer
- Length: 10"

(6-12016) \$6.19



**Uncoupling Track**

- Central magnet is activated by remote control
- Includes a Half Straight Track section
- Length of each section: 5"


(6-12020) \$33.79



**Operating Track**

- Central magnet and control rails are activated by remote control (included)
- Length: 10"

(6-12054) \$33.79



### Accessory Activator Extender

- Length: 10"
- (6-12027) \$3.89

### Accessory Activator Pack

- Includes one 10" Insulated section and two 5" Isolated sections
- (6-12029) \$10.99

### 22 1/2-Degree Crossover

- Removable 1 3/8" extensions
- Length: 17" X 17"
- (6-12050) \$36.99

### 45-Degree Crossover

- Length: 10" x 10"
- (6-12051) \$18.99

### 90-Degree Crossover

- Length: 6" x 6"
- (6-12019) \$18.99

### Railer

- Length: 10"
- Also compatible with traditional O gauge and O-27 gauge track
- (6-12039) \$7.39

### Accessory Power Wire

- (6-12053) \$4.59

### Earthen Bumper

- Length: 3 5/8"
- Real wood bumper, two per package
- (6-12059) \$6.99

### Grade Crossing

- Length: 10" track section, 6 1/4" wide road section, two per package
- (6-12036) \$10.59

### Grade Crossing with Gates and Flashers

- Features operating crossing gates, flashers, and bell sounds
- Length: Approx. 10", 6 1/4" road section
- (6-12062) \$129.99

### Grade Crossing with Flashers

- Features two flashing signals and bell
- Length: 10" track section, 6 1/4" road section
- (6-12052) \$74.99

### Lighted Bumper

- Two per package
- Length: 5"
- (6-12035) \$23.29

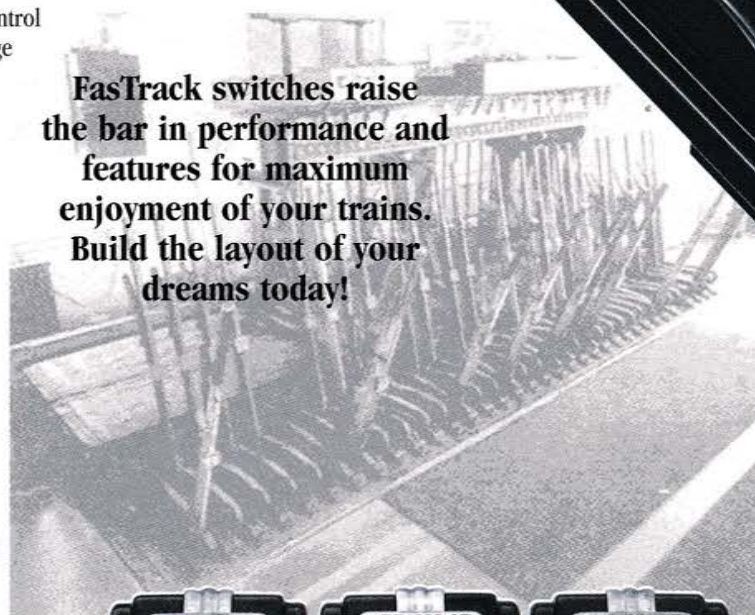
# **FasTrack**<sup>®</sup>

Bulletproof switches are the foundation of any track system. They allow you to grow and expand your layout. FasTrack switches are second to none when it comes to durability and innovative, industry-leading features. Consider the following:

- Flawless non-derailing function allows trains to keep running regardless of switch position
- Plug and play using track voltage or auxiliary power
- Auxiliary power and TMCC (ASC and SC-2) terminals are conveniently located under the roadbed base, making all connections invisible from above
- Remote switch controllers conveniently lock together for easy access
- Interchangeable number inserts allow you to instantly find the switch you want to control
- Red and green LEDs indicate switch position on remote switches—no need to change light bulbs or worry about heat build up




Remote switch controllers snap together



**FasTrack switches raise the bar in performance and features for maximum enjoyment of your trains. Build the layout of your dreams today!**



Identify your switches with convenient interchangeable number inserts



Lantern base is interchangeable—can move to the right or left side






**O36 MANUAL SWITCH—LEFT HAND**

Length: 10" Straight, 33 3/4-Degree turnout

(6-12017) \$34.79

Includes 1/4 curve to complete O36 45-Degree curve




**O36 MANUAL SWITCH—RIGHT HAND**

Length: 10" Straight, 33 3/4-Degree turnout

(6-12018) \$34.79


Includes 1/4 curve to complete O36 45-Degree curve



**O72 REMOTE SWITCH—LEFT HAND**

Length: 15 5/8" Straight, 22 1/2-Degree turnout with removable 1 3/8" extensions

(6-12048) \$84.39




**O72 REMOTE SWITCH—RIGHT HAND**

Length: 15 5/8" Straight, 22 1/2-Degree turnout with removable 1 3/8" extensions

(6-12049) \$84.39




**Realistic switch lamp**



**O60 REMOTE SWITCH—LEFT HAND**

Length: 14 1/2" Straight, 22 1/2-Degree turnout with removable 1 3/8" extensions



(6-12057) \$84.39



**O60 REMOTE SWITCH—RIGHT HAND**

Length: 14 1/2" Straight, 22 1/2-Degree turnout with removable 1 3/8" extensions

(6-12058) \$84.39

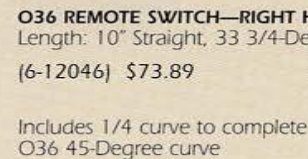


**O36 REMOTE SWITCH—LEFT HAND (ABOVE)**

Length: 10" Straight, 33 3/4-Degree turnout

(6-12045) \$73.89

Includes 1/4 curve to complete O36 45-Degree curve




**O36 REMOTE SWITCH—RIGHT HAND**

Length: 10" Straight, 33 3/4-Degree turnout

(6-12046) \$73.89


Includes 1/4 curve to complete O36 45-Degree curve



**O72 WYE REMOTE SWITCH**

Length: 12", 22 1/2-Degree wye with removable 1 3/8" extensions

(6-12047) \$78.99



**Connectors for auxiliary power and TMCC operation**



## LIONEL O-27 AND O GAUGE TRACK

All Lionel track is easy to use, extremely durable, and very reliable. And Lionel track is so modestly priced, everyone can afford to create the layout they've always imagined. We offer two styles of traditional track:

### O-27 Gauge Track:

This track comes in 27" diameter curves, so you can do more in a tighter space.

### O Gauge Track:

Compared to O-27 track, the rails are slightly taller. O gauge track doesn't come in 27" diameter curves, but it does come in variety of larger curves for the biggest layouts.

NOTE: Larger locomotives and cars will not negotiate tighter curves. Check the "Minimum Curve" in each item's catalog listing.

### Looking for Ideas?


Since Lionel offers such a wide variety of track shapes and sizes, there is almost no limit to the layout you can design and build. If you'd like some suggestions, you can pick up a Lionel Track Pack – it includes all the track you need to make our most popular layouts.

### High Conductivity Rails:

Lionel track is designed for maximum conductivity, making it easy to set up, minimizing problems, and maximizing the effectiveness of Lionel Magne-Traction – our exclusive traction and adherence system. Track that is not made by Lionel may consist of materials that are significantly less conductive.

### Rail Shape:

Your train wheels take a lot of wear and tear rolling over metal rails. Lionel track rails are shaped to minimize this wear. Other track systems may cause your wheels to wear out faster.



**VARIETY, RELIABILITY & VALUE YOU CAN GROW WITH!**

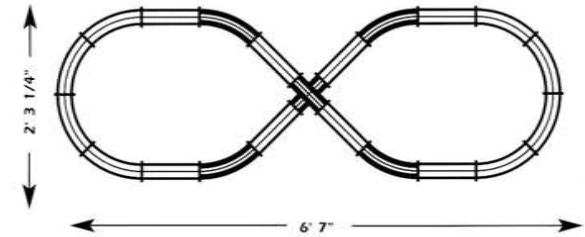
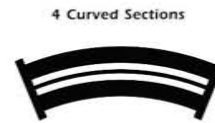


**Figure 8 Add-On Track Pack**  
(O-27 Gauge)

Add this track to your oval to create a figure 8 layout.  
Requires an existing starter set oval of track.

- 1 - 90-degree crossover (6-65020)
- 4 - pieces curved track (6-65033)

(6-22966) \$13.99



**Double-Loop Add-On Track Pack**  
(O-27 Gauge)

Add this track to your oval to create a double loop, an oval with two inside sidings, or a double oval. Requires an existing starter set oval of track.


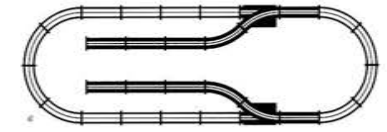


- 2 - pieces curved track (6-65033)
- 10 - pieces straight track (6-65038)
- 1 - right hand manual switch (6-65022)
- 1 - left hand manual switch (6-65021)

(6-22967) \$52.99

Manual Switch-Right



Manual Switch-Left



**Deluxe Complete Track Pack**  
(O Gauge)

This complete O gauge track set will allow you to create the detailed layout shown. No additional track is required.

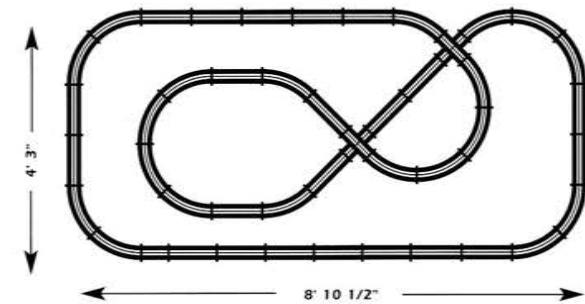
- 20 - pieces curved track (6-65501)
- 22 - pieces straight track (6-65500)
- 2 - 90-degree crossovers (6-65540)
- 1 - half straight (6-65505)

(6-22969) \$99.99

2-90° Crossovers



1 Half-Straight Section



# O-27, O GAUGE AND LARGE SCALE TRACK

<b>Steel Pins</b>	O-27 Gauge	6-65042	\$2.19
<b>Fibre Pins</b>	O-27 Gauge	6-65041	\$2.19

## O-27 Track Selections

### Straight Track



**1/2 Straight Track**  
Length: 4 7/8"  
(6-65019) \$1.09



**Straight Track**  
Length: 8 3/4"  
(6-65038) \$1.39



**Extra-Long Straight Track**  
Length: 35"  
(6-65024) \$4.19

### Curved Track



**1/2 Curved Track**  
Length: 5 7/16"  
(6-65014) \$1.09



**27" Diameter Curved Track**  
(8 pieces per circle)  
Length: 9 5/8"  
(6-65033) \$1.39



**42" Diameter Curved Track**  
(12 pieces per circle)  
Length: 10 7/8"  
(6-65049) \$2.19



**54" Diameter Curved Track**  
(16 pieces per circle)  
Length: 14 1/2"  
(6-65113) \$2.49


### Specialty



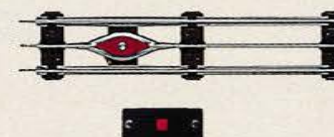
**Insulated Track**  
Length: 8 3/4"  
(6-12841) \$4.19



**45-degree Crossover**  
Length: 10 1/4" x 10 1/4"  
(6-65023) \$8.99



**90-degree Crossover**  
Length: 7 3/8" x 7 3/8"  
(6-65020) \$8.99




**Uncoupling Track**  
Length: 8 3/4"  
(6-65149) \$9.99

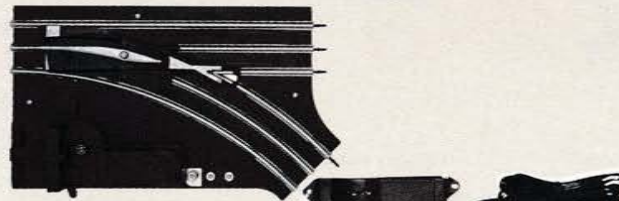


**Remote-Control Track with UCS Controller**  
Length: 8 3/4"  
(6-12746) \$20.99


### Switches



**27" Path Manual Switch**  
Length: 8 3/4" straight  
(6-65021) **Left Hand** \$21.49  
(6-65022) **Right Hand** \$21.49



**27" Path Remote-Control Switch**  
Length: 8 3/4" straight  
(6-65121) **Left Hand** \$36.99  
(6-65122) **Right Hand** \$36.99




**42" Path Remote-Control Switch**  
Length: 13 5/8" straight  
(6-65167) **Left Hand** \$52.99  
(6-65168) **Right Hand** \$52.99

# O-27, O GAUGE AND LARGE SCALE TRACK

## O Gauge Track Selections

Steel Pins	O Gauge	6-65551	\$2.19
Fibre Pins	O Gauge	6-65543	\$2.19

### Straight Track



**1/2 Straight Track**  
Length: 5 1/2"  
(6-65505) \$1.59



**Straight Track**  
Length: 10"  
(6-65500) \$2.09




**Extra-Long Straight Track**  
Length: 40"  
(6-65523) \$6.39

### Curved Track



**1/2 Curved Track**  
Length: 6"  
(6-65504) \$1.59



**31" Diameter Curved Track**  
(8 pieces per circle)  
Length: 10 5/8"  
(6-65501) \$2.09



**54" Diameter Curved Track**  
(16 pieces per circle)  
Length: 10 3/8"  
(6-65554) \$3.69



**42" Diameter Curved Track**  
(12 pieces per circle)  
Length: 10 1/2"  
(6-12925) \$3.19



**72" Diameter Curved Track**  
(16 pieces per circle)  
Length: 14"  
(6-65572) \$4.49

### Specialty




**Insulated Track**  
Length: 10"  
(6-12840) \$6.39



**Remote-Control Track**  
Length: 10"  
(6-65530) \$31.99




**45-degree Crossover**  
Length: 11 3/4" x 11 3/4"  
(6-65545) \$13.99



**90-degree Crossover**  
Length: 8 5/16" x 8 5/16"  
(6-65540) \$13.99


### Switches



**31" Path Remote-Control Switch**  
Length: 10" straight  
(6-14062) **Left Hand** \$63.29  
(6-14063) **Right Hand** \$63.29



**42" Path Remote-Control Switch**  
(6-12080)  
**Left Hand** \$74.99  
(6-12081)  
**Right Hand** \$74.99



**72" Path Remote-Control Switch**  
Length: 14 1/4" straight  
(6-65166) **Left Hand** \$105.49  
(6-65165) **Right Hand** \$105.49

### O Gauge Lockons

**Lockon**  
(6-62900) \$2.89

**Lockon with Wires**  
(6-62905) \$5.59

**Lighted Lockon**  
(6-14112) \$5.29



### O Gauge Track Clips

- Keep your O gauge track sections together with these easy-to-use, slide-on clips
- Perfect for keeping temporary or floor layouts together
- Box of 12

(6-12743) \$8.49



### Large Scale Track

#### Straight Track

- Length: 11 3/4"
- (8-82000) \$4.49

#### Curved Track

- Length: 13"
  - 12 pieces make a 4.3-foot diameter circle
- (8-82001) \$4.49

#### Wide Radius Curved Track

- Length: 16"
  - 12 pieces make a 5.3-foot diameter circle
- (8-82004) \$4.49

#### Lockon with Wires

- Designed for quick, positive connections between transformers, track, and accessories
- (8-82101) \$6.29





**Lubrication/Maintenance Set**

- Includes gear lube, oil applicator, track cleaning fluid, track cleaning eraser and cleaning instructions

(6-62927) \$16.29



**Die-Cast Metal Sprung Trucks**

- Upgrade your rolling stock trucks
- Metal coupler armature
- Quick and easy to install
- Add weight and improve tracking
- Box of two


(6-14078) \$14.99



**Smoke Fluid**

- Designed for use with all Lionel locomotives, rolling stock, and accessories that feature smoke units

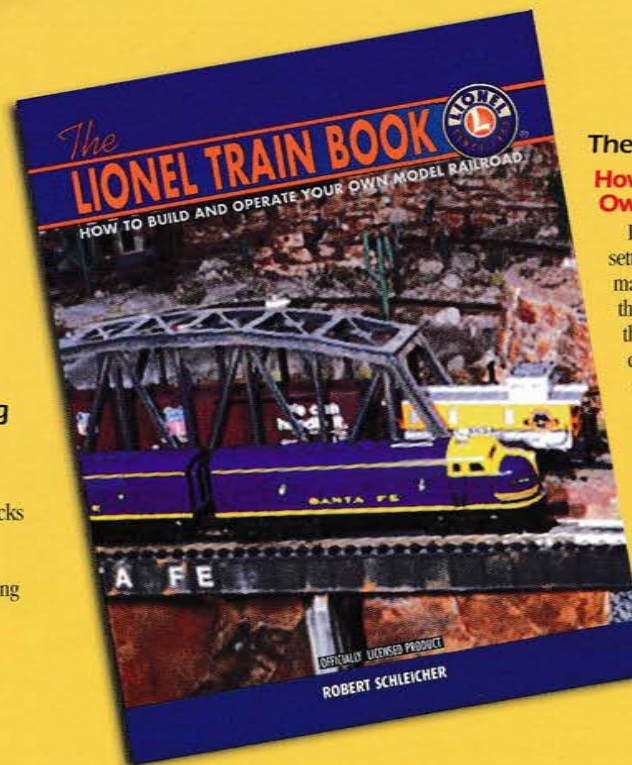
(6-62909) \$6.29



**Die-Cast Metal Sprung Trucks with Rotating Bearing Caps**

- Rotating bearing caps
- Upgrade your rolling stock trucks
- Metal coupler armature
- Quick and easy to install
- Add weight and improve tracking
- Box of two

(6-14251) \$15.99



**The Lionel Train Book**

**How to Build and Operate Your Own Model Railroad**

Learn everything you need to know about setting up and maintaining a Lionel layout, and maximize the enjoyment of your Lionel trains, in the pages of the Lionel Train Book. Included in this reference guide are an overview of product development, updated instructions on the setup and use of the TrainMaster Command Control System, track plans for the floor and tabletop, advice on building scenery and structures, wiring and track how-to, help in choosing steam or diesel locomotives and freight or passenger operations, maintenance and restoration tips, techniques, and instructions for operations that best emulate those of prototype railroads.

(6-14190) \$31.99

# CELEBRATING THIRTY YEARS

The Lionel RailRoader Club celebrates 30 years of providing its members with exclusive Lionel news, special promotions, merchandise discounts, and Lionel catalogs.

This is your opportunity to join thousands of others in this legendary club.

**TO JOIN THE LIONEL RAILROADER CLUB:**

Write to: Lionel RailRoader Club

P.O. Box 748, New Baltimore, MI 48047

Call (586) 949-4100 or visit [www.lionel.com](http://www.lionel.com)

**Your membership includes these great club benefits for a whole year!**



★ Lionel catalogs delivered to you right off the press, arriving just after our dealers receive them!

★ 10% discount on purchases at our Lionel Visitor's Center in Michigan (reservations required!).



★ Quarterly issues of Inside Track, delivered right to your home. Included in Inside Track are interviews, special promotions, Lionel news and more!

★ Opportunities to purchase special LRRC cars and merchandise featured in Inside Track.

★ Collectible, annual club button, and LRRC Membership Card.



At Lionel, we are committed to providing our customers with superior-quality products and service. It is a commitment shared by our many Lionel Authorized Dealers and Lionel Authorized Service Centers around the country. To locate a Dealer or Service Center near you, call 1-800-4LIONEL (1-800-454-6635). Or, call the Lionel Customer Service Center at 586-949-4100. You can also e-mail us at [talktous@lionel.com](mailto:talktous@lionel.com) or visit our website at [www.lionel.com](http://www.lionel.com). Our knowledgeable staff is always eager to help you fully enjoy the magical world of Lionel model trains.

50625 RICHARD W. BOULEVARD  
CHESTERFIELD, MICHIGAN  
48051-2493  
UNITED STATES OF AMERICA  
PHONE: 586-949-4100  
E-MAIL: [TALKTOUS@LIONEL.COM](mailto:TALKTOUS@LIONEL.COM)  
[WWW.LIONEL.COM](http://WWW.LIONEL.COM)

COPYRIGHT ©2006 LIONEL L.L.C.



\$5.00