

LIONEL 2005 TRAIN CATALOG **VOLUME 1**

WWW.LIONEL.COM



## TABLE OF CONTENTS

Product Features Guide.....	2-3	Standard O Freight Cars.....	80-91
Introduction to Lionel O Gauge Trains.....	4-5	Operating Cars.....	92-101
Ready-to-Run Train Sets.....	6-25	Traditional Passenger Cars.....	102-103
Thomas & Friends.....	10-11	Standard O Passenger Cars.....	104-111
Holiday Tradition Special.....	12-13	American Flyer.....	112-119
Polar Express.....	14-15	Operating Accessories.....	120-139
Disney.....	16-19	Historic Layout Series.....	132-135
TMCC Train Sets.....	24-25	Lionelville.....	136-139
Premium Train Sets.....	26-37	Mainline Trackside Accessories.....	140-141
Amtrak Acela.....	36-37	Traditional Trackside Accessories.....	142-145
Traditional Steam Locomotives.....	38-41	TrainMaster Command Control.....	146-151
Standard O Steam Locomotives.....	42-51	Power.....	152-153
BB Class Electric Locomotives.....	52-53	FasTrack Track System.....	154-159
Joshua Lionel Cowen Series GG1.....	54-55	O-27, O Gauge and Large Scale Track.....	160-163
Traditional Diesel Locomotives.....	56-59	Miscellaneous Maintenance Accessories.....	164
Standard O Diesel Locomotives.....	60-71	Lionel RailRoader Club.....	Back Page
Traditional Freight Cars.....	72-79		

The following Lionel marks are used throughout this catalog and are protected under law. All rights reserved.

Lionel®, TrainMaster®, Odyssey®, RailSounds™, CrewTalk™, TowerCom™, DynaChuff™, StationSounds™, Pullmor®, ElectroCoupler™, Magne-Traction®, CAB-1® Remote Controller, American Flyer®, Lionel ZW®, ZW®, MagniVision®, TMCC®, Lionelville™, Wireless Tether™, Powerhouse™, LionMaster®, PH-1 Powerhouse®, Powermaster®, Powerstation-Powerhouse®, Accessory Motor Controller™, AMC™, Accessory Switch Controller™, ASC™, Action Recorder Controller™, ARC™, Track Power Controller 300™, TPC 300™, Track Power Controller 400™, TPC 400™, Block Power Controller™, BPC™, Operating Track Controller™, OTC™, FatBoy™, Lionel Lines®, Joshua Lionel Cowen Series™, Lionel Kiddie City®, Lionel Playworld®, Lockon™, TrainSounds™, MultiHorn™, MultiWhistle™, Choo-Choo™

The name FasTrack® is used with permission from Pitsco, Inc.

Pittman® is a registered trademark of Pittman, a PennEngineering company

Any reproduction, transmission or dissemination of the material herein is strictly prohibited. Trademarks owned by Lionel L.L.C. are indicated throughout this document.

Items depicted in this catalog are subject to change in price, color, size, design and availability. Verify features on product package. Retail prices are suggested.

See your Authorized Lionel Dealer for more information.





I want to welcome you to our first catalog of 2005 - and my first catalog at Lionel. As most of you know, this has been a time of challenge and change for our company, but with challenges come new opportunities for reflection and reinvention. As I've told many of you in person and in recent press interviews, we're not going to let our legal hurdles distract us from our number one priority: making great train products at a great value, and I hope you'll all agree that this catalog reflects that promise.

Speaking of product, we start this year fresh off the success of our award-winning Polar Express set. A runaway hit, this one-of-a-kind train was touted by consumers and press alike (including Time Magazine) as one of this year's hottest toys. In order to meet the demand of the continuing popularity of the property and the highly anticipated DVD release later in the year, we're offering the set once again and have introduced several unique add-on cars in this catalog. Of course, that's not all.

Turn to page 50 and you'll find one of the most anticipated new trains of 2005 - the Southern Pacific AC-12 Cab Forward. This handsomely detailed model marks the debut of the AC-12 in die-cast metal O-gauge. It is fully outfitted with TMCC and the Odyssey System for speed control and includes many separately applied metal parts from sand lines to prototypical builder's plates. Needless to say, the unsurpassed RailSounds 5.0 sound system features all of the sounds of the AC-12 right down to the unique air horn. A second steam legend to join the Lionel roster is the Norfolk & Western J Class #611 and it, too, is something you won't want to miss out on. This new scale-sized model portrays the #611 during the height of her passenger service with a rented pilot, solid pilot wheels and a flat tender deck. Along with these details, the J includes a wide array of enhancements from its original 2001 release including the RailSounds 5.0 sound system and smaller, more prototypically sized classification lights. While these items will undoubtedly generate great interest among collectors and operators, we don't want to forget the first-timers.

This year we've created an exciting addition to our Ready-to-Run line - Train Set Expansion Packs. These "add-on" packs include extra rolling stock, track and accessories all designed to make it easy for Pennsylvania Flyer, New York Central Flyer, Thomas & Friends, and Holiday Tradition Special purchasers to take that next logical step in the hobby. An incredible value, these packs will help turn our basic sets into a multi-faceted layout and, hopefully, turn first-time buyers into loyal and long-term collectors. Speaking of great value, I don't have to remind you to look at our Dockside Switchers. This year we've added three new road names to the popular dockside roster -- New York Central, Bethlehem Steel, and North Pole Central - each of which sells for an amazing \$104.99. We've heard you ask for product in this price range and this is only the beginning of our commitment to address that request.

And as for the rest of the line...

Our BB Class Electric Locomotives run along Lionel rails and are available in both Pennsylvania and Long Island liveries. These workhorse switchers are made almost entirely of die-cast metal and include headlights, handrails and other detail distinctions specific to their road names and era. To complement these "rats" we're offering a matching set of heavyweight passenger cars, complete with all-new sprung 4-wheel trucks. Lionel has always been the leader in innovative operating cars and 2005 is no exception. This year's line includes a creepy SpookySounds Halloween boxcar (the cackling witch, howling wind and ominous heartbeat can't help but send shivers up your spine) as well as exciting hot box reefers that use lights, sound and smoke to give "emergency stop" a whole new meaning on your layout. Our new scale-sized boom cars enable you to add even more realism to your TMCC crane. The sound effects operate in synch with the action of your crane. Turn the cab and hear the engine effort level increase; raise the hook and hear the winch engage. All these cars include crane crew dialog as well. For American Flyer fans, we're offering a host of options. There's our Pennsylvania ALCo PA Passenger set. Pulled by a pair of powerful diesels, this beautifully decorated train includes a streamlined silver and tuscan consist. There's also our SD-9 diesel (featuring new die-cast metal 6-wheel trucks) and three new bay window cabooses. What's more, our American Flyer Mikado steamers are back for 2005 in two new distinctive liveries - the western workhorse Union Pacific and the famed Southern #4501. Don't forget our operating accessories either. Now you can recreate your own end-of-the-line scenario with the Lionel Scrap Yard. In the tradition of the popular Lionel Track Gang, this new accessory includes lighting effects and four separate animations in a surprisingly compact footprint. Last but not least, our FasTrack line continues to grow with new remote control track, realistic trestles and more remote switches. We know you've been waiting for more FasTrack and we hope that these entries help Lionel fans everywhere create even more intricate and exciting railroad scenes.

In closing, I want to thank you, our loyal retailers and customers, for being so welcoming to the new guy in the bobby -- and for your vocal and unwavering support over the past months. Rest assured we're poised and ready to face every new challenge that confronts us. Lionel will not only survive these current difficulties, we will continue to grow and thrive. In the pages of this catalog, I hope you'll see what I see: the first bold steps in what I promise will be a new era of leadership, innovation and invention from Lionel.

*Jerry Calabrese*

Jerry Calabrese  
President & CEO  
Lionel L.L.C.



## A Guide to Product Features

At Lionel, we are proud to present the finest, most advanced locomotives—powerful models with tried-and-true performance and cutting-edge technology. Over the years, we have revolutionized this great hobby with advances in locomotive traction, train operation, and on-board sounds. Lionel trains feel more and more like the real railroad. Use this guide to learn about the incredible features of Lionel locomotives.

### ■ OPERATION

#### ■ Transformer Control

All Lionel locomotives—from the most sophisticated engines to the most basic—can be controlled by a basic transformer. Even older transformers can run our most advanced engines.

#### ■ TrainMaster Command Control

Locomotives equipped with the incredible TrainMaster Command Control system are controlled by the commands from your CAB-1 Remote Controller, giving you the freedom to operate your trains while walking around your layout. Unlock the advanced sounds and features of your Command-equipped locomotives and, better yet, operate multiple units on the same track, at the same time! Installation is as easy as hooking up a transformer, and operation is simple to learn.

#### ■ ElectroCouplers *(TrainMaster Command Control required)*

Open these couplers anywhere on the layout—without uncoupling track sections. The CAB-1 Remote Controller activates the ElectroCouplers with the TrainMaster Command Control system. Also, be sure to listen for authentic sounds of the coupler in operation with the RailSounds sound system.

#### ■ Odyssey System

Heavy loads and steep grades are no problem for locomotives equipped with the Odyssey System, “cruise control” for your locomotive. No matter what, Odyssey System-equipped locomotives will maintain the speed you set. Watch your locomotive as it creeps through the yard or fights up a grade without hesitation, regardless of the long string of cars behind it.

#### ■ Wireless Tether Connection

Looking to enhance the appearance of Lionel steam locomotives, we developed the exclusive infrared Wireless Tether connection so that the locomotive and tender can communicate without cumbersome wiring between the units. Lionel steamers are the only locomotives in O gauge offering this special feature.

#### ■ Magne-Traction

Always on the cutting edge of model railroad technology, Lionel developed the Magne-Traction track gripping system in 1950. The wheels are actually magnetized, increasing track adhesion for extra traction and stability around curves. On other locomotives, Traction Tires on one or more of the powered driving wheels provide extra strength and stability for hauling long strings of cars. Traction Tires grip the rails, enhancing tractive effort for extra pulling power.

### ■ SOUND AND SMOKE

#### ■ RailSounds

Widely regarded as the industry standard, the impressive RailSounds sound system brings the real sounds of the railroad to your layout. From the mechanical symphony of the locomotives, to the commotion of the station, you will be impressed by the digitally recorded samples of these special and authentic sounds.

#### ■ MultiHorn/MultiWhistle

The sounds of the horn or the whistle actually change with each blast—just like the real thing. From the short, trumpet-like blasts of a diesel horn, to the breath-taking cries of the steam whistle, these familiar sounds replicate the magic of the rails.

#### ■ Braking Sounds

Press the BRAKE button on your TMCC CAB-1 Remote Controller or rapidly decrease your throttle and listen for the screeching of your locomotive's brakes.

#### ■ Start-up and Shut-down

Fire up your locomotive just like the real thing! Listen as the diesel engine turns over or the steam locomotive comes to life. You will also hear the sounds of the giant locomotive gradually fade away when you turn off power.

#### ■ Steam Let-off/Blow-off

*(TrainMaster Command Control required)*

At the press of a button, your steam locomotive will replicate the sound of hot steam being released from the cylinders.

#### ■ Diesel RPM

Throttle up your locomotive and listen as the locomotive's RPMs increase. While the RPM sounds automatically intensify with the speed of the engine and the power supplied to the track, you can also fine-tune the levels with your CAB-1 Remote Controller.

#### ■ DynaChuff

A favorite feature among steam fans, DynaChuff is the varying intensity of the locomotive's chuffing, synchronized with the speed of the locomotive.

#### ■ CrewTalk Communication

*(TrainMaster Command Control required)*

This is radio communication inside your locomotive, caboose, and other cars. Operate several CrewTalk-equipped locomotives with CrewTalk-equipped rolling stock, and you will find that these messages are sequenced to sound as though personnel stationed at different parts of the train are radioing each other.

#### ■ TowerCom Announcements

*(TrainMaster Command Control required)*

“1361, you're clear for departure.” Locomotives equipped with TowerCom feature a specialized announcement or announcements from the tower to your locomotive. Many TowerCom announcements include your locomotive's roadname and number.





### ▪ StationSounds

Listen to the sounds of the busy platform! With a StationSounds-equipped passenger car, you will hear the station's loudspeaker announce arrivals and departures. En route, the conductor makes dining reservations and station stop announcements. Some cars even feature the "clickety-clack" of the train's wheels speeding along the track.

### ▪ Smoke

From the wafts of diesel exhaust to the heavy smoke columns that erupt from steam locomotive stacks, many Lionel locomotives feature operating smoke generators. Fan-driven smoke units provide a steady flow of smoke, and puffing smoke units create short blasts of smoke as the locomotive moves along the track. For the most realistic smoke effects, synchronized smoke units coordinate the blasts of smoke with the revolutions of the drivers and the DynaChuff sounds of the locomotive.

## ■ ILLUMINATION

### ▪ Directional Lighting

Most TrainMaster Command Control diesel locomotives and steam locomotives feature directional lighting. Operate a TMCC-equipped diesel in forward, and the headlight illuminates the mainline. In reverse, the headlight shuts off, and the rear headlight or the headlight of a second diesel (in a multi-unit lash-up) turns on. For TMCC-equipped steam locomotives, the headlight remains on in both forward and reverse operation. In reverse, the tender back-up light (if present) will shine.

### ▪ Classification Lights and Marker Lights

Classification lights are located on the boiler front or top of some steam locomotives while marker lights are on the rear of some steam locomotive tenders. These lights are also located on the ends of some diesel locomotives.

### ▪ Lighted Number Boards

Brightly illuminated, the locomotive's unique road number is displayed on the boiler top of some steam locomotives and on the ends of some diesel locomotives.

### ▪ Strobe Light

This flashing warning light is located on the cab roof of some diesel locomotives.

### ▪ Ditch Lights

These low-mounted lights serve as close-range secondary headlights on some diesel locomotives.

### ▪ Glowing Firebox and Flickering Firebox

A red glow steadily emanates from the firehole inside of the cab of Lionel steam locomotives equipped with the glowing firebox. Steam locomotives equipped with a flickering firebox create the illusion of a live fire "flickering" within.

### ▪ Variable Ashpan Glow

Start up a Lionel steam locomotive equipped with this feature and look for a red glow on the outside of the locomotive between the ashpan and firebox. As speed increases, the light grows brighter, simulating the increased draft onto the fire.

## Feature Icons

As you journey through this catalog, look for the icons that represent your favorite Lionel features. The Odyssey System for speed control, TrainMaster Command Control—all of the best innovations are included. At a glance, you'll know how each locomotive is outfitted. You can't miss your favorite features with these specialized icons!



Odyssey System



TrainMaster Command Control



RailSounds



Magne-Traction



ElectroCouplers



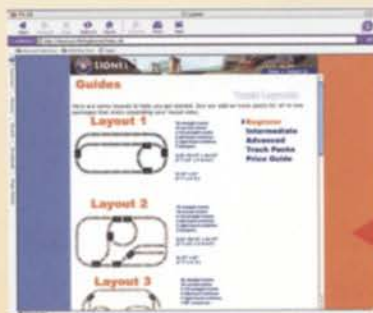
Wireless Tether





# Welcome Aboard!


**"No childhood should be without a train."** A motto from our past that we at Lionel believe still rings true today. Beginning with a Lionel train set, this hobby provides the flexibility of a construction set, the action of an electronic game and a character all its own. As witnessed from the guide on pages 2-3, many Lionel products do contain some very high-tech features. However, rather than remain stuck in front of a two-dimensional screen, young and old model railroaders alike can create a three-dimensional miniature world of their very own. And as many seasoned model railroaders will attest, a railroad is never done—there is always more to build, add or modify. With more variety than ever before, there are Lionel products to suit every budget. Like we have for over 100 years, Lionel will be there for every step of your family's lifelong journey down the rails.



## SOME LIONEL BASICS

### Gauge vs. scale

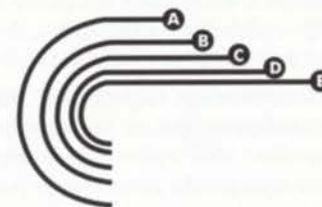
The above two terms often confuse beginning model railroaders. Gauge refers to the distance between the outside rails of the track. The standard gauge for most real railroads is 4'-8 1/2". Lionel FasTrack, O gauge and O-27 track measures 1 1/4" between the outer rails. Scale measures the relationship between a model and the real thing. The "scale" of Lionel track translates to about 1/4" to the foot or 1:48 scale. Most Lionel products also measure about 1:48 scale. This relationship is approximate for Lionel Traditional and as exact as possible for Lionel Standard O. Some other Lionel products are Large Scale and S gauge.




### Minimum Curve

This measurement is very useful in purchasing track, locomotives and rolling stock that are compatible with one another. For example, assemble O-72 curved track into a circle and you will have a 72" diameter layout. Assemble O-31 curved track into a circle and you will have a layout 31" in diameter. A locomotive with a Minimum Curve requirement of O-31 will run on a layout with O-72 curves, but a locomotive with a Minimum Curve requirement of O-72 will not run on a layout with O-31 curves. For more information on easy layout planning, see *The Lionel Train Book* found on page 164.

Gauge	Curve	Diameter
A O	O72	72" Diameter
B O	O54	54" Diameter
C FasTrack	O36	36" Diameter
D Regular O	O31	31" Diameter
E Regular O27	O27	27" Diameter




**Recommended Minimum Curve:** Lionel locomotives and rolling stock are thoroughly tested to determine their Minimum Curve requirement. In some cases, a Lionel car or locomotive may be able to easily negotiate most, but not all possible track configurations for that Minimum Curve. For these products, a Recommended Minimum Curve is also given. This larger measurement allows for all combinations of Lionel track and switches.



Visit [www.lionel.com](http://www.lionel.com) for more tips on getting started in the greatest hobby in the world!





### Traditional vs. Standard O

Lionel O gauge locomotives and rolling stock are divided into two basic categories—Traditional and Standard O. Both categories are O gauge and can be run together if Minimum Curve requirements allow. Generally, the difference is a matter of size and consistent proportions. Traditional locomotives are sized for Traditional Rolling Stock, and Standard O locomotives are sized for Standard O rolling stock. Some other distinguishing features of each category are listed below.

#### Lionel Traditional

- ✓ Based on classic Lionel designs
- ✓ Approximate scale proportions
- ✓ Perfect additions to Lionel ready-to-run train sets

#### Lionel Standard O

- ✓ Accurate reproductions of rolling stock and locomotives
- ✓ Scale proportions
- ✓ Super-detailed with many separately applied parts



*The fun begins with a Lionel ready-to-run train set.  
So get ready to start your adventure  
and Welcome Aboard!*

## Lionel Ready-to-Run Train Sets

Each Lionel ready-to-run train set includes the FasTrack track system and most come equipped with the powerful CW-80 Transformer.

Featuring engraved ballast and painted track ties, the realistically detailed base of each FasTrack track section provides extra stability on all sorts of surfaces, including the living room carpet. Each piece is easy to connect and disconnect offering a positive, secure connection every time.

The CW-80 Transformer provides 80 watts of power in a compact package that is reminiscent of the legendary ZW Transformer. The CW-80 Transformer has programmable accessory output, allowing voltage levels for accessories to be set independently of track power. No need to worry about blown lightbulbs!

Most sets also include a "How-to" DVD with easy-to-follow set up instructions and additional information to get started in model railroading with Lionel trains.


# FasTrack®



**ADJUSTABLE  
ACCESSORY  
OUTPUT**

### Lionel FasTrack Runs Circles Around the Competition

A generous 40" x 60" oval of FasTrack with O-36 curves is included in most Lionel ready-to-run train sets, dwarfing the competition's small circle layout.



"How-to" instructional DVD included with most Lionel ready-to-run train sets



## READY-TO-RUN TRAIN SETS

### Pennsylvania Flyer

With smoke pouring from the stack and the headlight ablaze, this die-cast metal steam locomotive races to the big port cities of the Eastern Seaboard with a boxcar, gondola, and caboose in tow. Featuring the CW-80 Transformer and a huge oval of FasTrack track, the Pennsylvania Flyer proves one of our most popular train sets.

#### SET INCLUDES:

- 4-4-2 steam locomotive and tender, boxcar, gondola with four canisters, caboose, three straight FasTrack track sections, eight curved FasTrack track sections, a FasTrack terminal section, CW-80 Transformer, "How-to" instructional DVD, smoke fluid

#### LOCOMOTIVE FEATURES:

- Transformer controlled forward, neutral and reverse operation
- Air whistle in tender
- Operating headlight
- Operating coupler on rear of tender
- Powerful maintenance-free motor
- Puffing smoke unit
- Die-cast metal locomotive body with metal frame and trucks

#### ROLLING STOCK FEATURES:

- Operating couplers
- Opening doors on boxcar
- Four removable canisters on gondola
- Minimum Curve: 0-27
- Length: 46 1/2"
- Layout dimensions: 40" x 60"

### All-New Expansion Packs

Grow your Lionel layout at a tremendous savings with the all-new Train Set Expansion Packs. Two exciting Expansion Packs are available for the famous Pennsylvania Flyer.

#### All-New Pennsylvania Flyer Operating Freight Expansion Pack

The Pennsylvania Flyer Operating Freight Expansion Pack is a \$157 value for only \$99.99! See the breakdown below!

##### PACK INCLUDES:

- Operating log dump car \$29.99
- Single-dome tank car \$24.99
- Refrigerator car \$24.99
- 3 straight FasTrack track sections \$10.47
- FasTrack uncoupling track section that activates the coal dump car \$29.99
- 5" straight FasTrack track section \$2.99
- Four log-pallet loads \$12.99
- Railroad signs \$5.99
- Lubrication and Maintenance Kit \$14.49
- Expands layout from 40" x 60" to 50" by 70"

Total Retail Value: \$157.00

**SAVE \$57.00!**

**YOURS FOR ONLY: \$99.99**

A savings of: \$57.00

#### All-New Pennsylvania Flyer Passenger Expansion Pack

Change your set from freight to passenger and back with this expansion pack. The Pennsylvania Flyer Passenger Expansion Pack is a \$165.00 value for only \$99.99! See the breakdown below!

##### PACK INCLUDES:

- Combination car \$39.99
- Coach \$39.99
- Observation car \$39.99
- Four straight FasTrack track sections \$13.96
- Station platform \$12.99
- Six milk cans \$9.99
- Classic billboard set \$7.99
- Expands layout from 40" x 60" to 50" by 70"


Total Retail Value: \$165.00

**SAVE \$65.00!**

**YOURS FOR ONLY: \$99.99**

A savings of: \$65.00

**CHANGE YOUR SET FROM FREIGHT TO PASSENGER AND BACK!**





**NEW!**

(6-30004) Pennsylvania Flyer Passenger Expansion Pack \$99.99



**SAVE \$65.00  
ON THIS  
EXPANSION PACK!**



(6-30003) Pennsylvania Flyer Operating Freight Expansion Pack \$99.99

**SAVE \$57.00  
ON THIS  
EXPANSION PACK!**

**UNCOUPLING  
TRACK  
INCLUDED!**



**NEW!**



(6-31936) Pennsylvania Flyer \$189.99

**FastTrack**



READY-TO-RUN TRAIN SETS

# Fa**st**Track

**SAVE \$65.00  
ON THIS  
EXPANSION PACK!**


(6-30008) New York Central Flyer  
Passenger Expansion Pack \$99.00

**NEW!**



(6-30007) New York Central Flyer Operating  
Freight Expansion Pack \$99.00

**NEW!**




**SAVE \$64.00  
ON THIS  
EXPANSION PACK!**

**INCLUDES  
TRAINSOUNDS!**



(6-31977) New York Central Flyer \$249.99





**CHANGE YOUR SET FROM FREIGHT TO PASSENGER AND BACK!**

**UNCOUPLING TRACK INCLUDED!**



**"How-to" instructional DVD included with all Lionel ready-to-run train sets**

**New York Central Flyer**

The New York Central Flyer barrels down the mainline with the added realism of the TrainSounds sound system. A classic steamer leads the way with puffing smoke and other exciting effects such as steam chuffing, whistle and even crew dialog! This new train set comes complete with a colorful string of freight cars, a large FasTrack loop and a powerful CW-80 Transformer.

**SET INCLUDES:**

- 4-4-2 steam locomotive and tender, boxcar, single-dome tank car, caboose, tractor, trailer, crate load, three straight FasTrack track sections, eight curved FasTrack track sections, a FasTrack terminal section, CW-80 Transformer, smoke fluid, "How-to" instructional DVD

**LOCOMOTIVE FEATURES:**

- Transformer controlled forward neutral and reverse operation
- TrainSounds sound system with steam chuffing, steam whistle, bell, squealing brakes and operator-controlled multi-part crew dialog
- Operating headlight
- Operating coupler on rear of tender
- Powerful maintenance-free motor
- Puffing smoke
- Die-cast metal locomotive body
- Metal tender frame with die-cast metal trucks

**ROLLING STOCK FEATURES:**

- Die-cast metal sprung trucks (caboose has die-cast metal trucks) and operating couplers
- Opening doors on boxcar
- Interior illumination in caboose
- Minimum Curve: 0-27
- Length: 47"
- Layout dimensions: 40" x 60"

**All-New Expansion Packs**

Grow your Lionel layout at a tremendous savings with the all-new Train Set Expansion Packs. Two exciting Expansion Packs are available for the famous New York Central Flyer.

**All-New New York Central Flyer Operating Freight Expansion Pack**

The New York Central Flyer Operating Freight Expansion Pack is a \$164 value for only \$99.99. See the breakdown below!

**PACK INCLUDES:**

- Operating coal dump car \$29.99
- Flatcar with stakes \$24.99
- Boxcar \$24.99
- Three straight FasTrack track sections \$10.47
- FasTrack uncoupling track section that activates the coal dump car \$29.99
- 5" straight FasTrack track section \$2.99
- Tractor and trailer \$19.99
- Railroad signs \$5.99
- Lubrication and Maintenance Kit \$14.49
- Expands layout from 40" x 60" to 50" by 70"

**SAVE \$64.00!**

**Total Retail Value: \$164.00**  
**YOURS FOR ONLY: \$99.99**  
**A savings of: \$64.00**

**All-New New York Central Flyer Passenger Expansion Pack**

Change your set from freight to passenger and back with this expansion pack. The New York Central Flyer Passenger Expansion Pack is a \$165 value for only \$99.99. See the breakdown below!

**PACK INCLUDES:**

- Combination car \$39.99
- Coach \$39.99
- Observation car \$39.99
- Four straight FasTrack track sections \$13.96
- Station platform \$12.99
- Six milk cans \$9.99
- Classic billboard set \$7.99
- Expands layout from 40" x 60" to 50" by 70"

**SAVE \$65.00!**

**Total Retail Value: \$165.00**  
**YOURS FOR ONLY: \$99.99**  
**A savings of: \$65.00**



# THOMAS & FRIENDS

A BRITTT ALLCROFT COMPANY PRODUCTION



©2005 Gullane (Thomas) Limited

## Thomas & Friends Rolling Stock

More friends from the Island of Sodor are available from Lionel! The Troublesome Trucks misbehave for the locomotives that pull them, while the hopper and tank car work hard on the railroad.

### FEATURES:

- Operating couplers
- Minimum Curve: 0-27
- Length: Hopper, Tank Car: 9 1/2"  
Troublesome Trucks: 8"

## All-New Thomas & Friends Expansion Pack

Grow your Thomas layout at tremendous savings with the all-new Thomas Set Expansion Pack, featuring four of Thomas' friends. The Thomas Expansion Pack is a \$154.00 value for only \$99.99! See the breakdown below!

### PACK INCLUDES:

- Troublesome Truck I \$34.99
- Troublesome Truck II \$34.99
- Tidmouth Milk Single Dome Tank Car \$34.99
- Sodor Mining Company Hopper \$34.99
- Four straight FasTrack track sections \$13.96
- Expands layout from 40" x 60" to 50" by 70"

Total Retail Value: \$154.00

**YOURS FOR ONLY: \$99.99**

A savings of: \$54.00

**SAVE \$54.00  
ON THIS  
EXPANSION PACK!**

**NEW!**

# FasTrack



Includes three play figures

{6-26302} Troublesome Truck #I \$34.99



**NEW!**

{6-16490} Sodor Mining Co. Hopper \$34.99



**NEW!**

{6-26303} Troublesome Truck #II \$34.99



**NEW!**

{6-26176} Tidmouth Milk Tank Car \$34.99



**NEW!**



(6-30012) Thomas Expansion Pack \$99.99

## Thomas & Friends™ O Gauge Train Set

Available with the new CW-80 Transformer and the FasTrack track system, Thomas & Friends are ready for some exciting adventures on the island of Sodor. Accompanying Thomas are his faithful coaches, Annie and Clarabel, as well as two very responsible railway workers and our favorite Controller, Sir Topham Hatt. Thomas' moving eyes ensure that your journey on everyone's #1 engine is a safe one, and the removable roofs of Annie and Clarabel allow you to load and unload your passengers.

### SET INCLUDES:

- Thomas the Tank Engine with three interchangeable faces, Annie, Clarabel, three play figures, three straight FasTrack track sections, eight curved FasTrack track sections, a FasTrack terminal section, CW-80 Transformer, "How-to" instructional DVD

### FEATURES:

- Transformer controlled forward, neutral and reverse operation
- Moving eyes on Thomas the Tank Engine
- Realistic, digitally recorded whistle
- Operating coupler on rear of locomotive
- Dual operating couplers on Annie and Clarabel
- Powerful maintenance-free motor
- Traction tire
- Set of three removable faces
- Removable roofs on Thomas, Annie and Clarabel
- Three play figures
- Minimum Curve: 0-27
- Length: 21"
- Layout dimensions: 40" x 60"

(6-31956) Thomas & Friends O Gauge Train Set \$169.99



Thomas the Tank Engine's eyes move side to side



Includes three interchangeable faces

"How-to" instructional DVD included





# HOLIDAY TRADITION SPECIAL

## All-New Holiday Expansion Pack

Grow your holiday layout at a tremendous savings with the all-new Holiday Train Set Expansion Pack. The Holiday Expansion Pack is a \$164.00 value for only \$99.99! See the breakdown below!

### PACK INCLUDES:

- Flatcar with Santa and Mrs. Claus operating handcar \$89.99
- Reindeer car \$49.99
- Santa's Mobile Workshop car \$29.99
- Four straight FasTrack track sections \$13.96
- Expands layout from 40" x 60" to 50" by 70"

**Total Retail Value:** \$184.00

**YOURS FOR ONLY:** \$99.99

**A savings of:** \$84.00

**SAVE \$84.00  
ON THIS  
EXPANSION PACK!**

**NEW!**



"How-to" instructional DVD included with Holiday Tradition Special

**PLAYS  
12 SONGS**

***FasTrack***



**ALL-NEW  
2005 HOLIDAY  
CARS!**

**(6-30011) Holiday Expansion Pack \$99.99**

**OPERATING  
HANDCAR**

**Holiday Tradition Special**

A classic Lionel train set rolling around the Christmas tree is an American tradition enjoyed by generations. The Holiday Tradition Special hauls a bright load of Yuletide cheer. Listen as the boxcar plays 12 of your favorite Christmas carols. See the busy elf run around the gondola trying to corral a frisky reindeer for the big sleigh ride. This special train runs around a generous FasTrack loop with power supplied by a mighty CW-80 Transformer.

**SET INCLUDES:**

- 4-4-2 steam locomotive and tender, Christmas music boxcar, elf and reindeer animated gondola, lighted caboose, three straight FasTrack track sections, eight curved FasTrack track sections, a FasTrack terminal section, CW-80 Transformer, smoke fluid, "How-to" instructional DVD

**LOCOMOTIVE FEATURES:**

- Transformer controlled forward, neutral and reverse operation
- Realistic air whistle in tender
- Operating headlight
- Operating coupler on rear of tender
- Powerful maintenance-free motor
- Traction tire
- Puffing smoke unit
- Die-cast metal locomotive body

**ROLLING STOCK FEATURES:**

- Operating couplers
- Musical boxcar plays 12 of your favorite Christmas carols (nine-volt battery required, not included)
- Elf and reindeer figures move around the animated gondola while the train is in motion
- Minimum Curve: 0-27
- Length: 46"
- Layout dimensions: 40" x 60"



**(6-31966) Holiday Tradition Special \$209.99**



# THE POLAR EXPRESS™

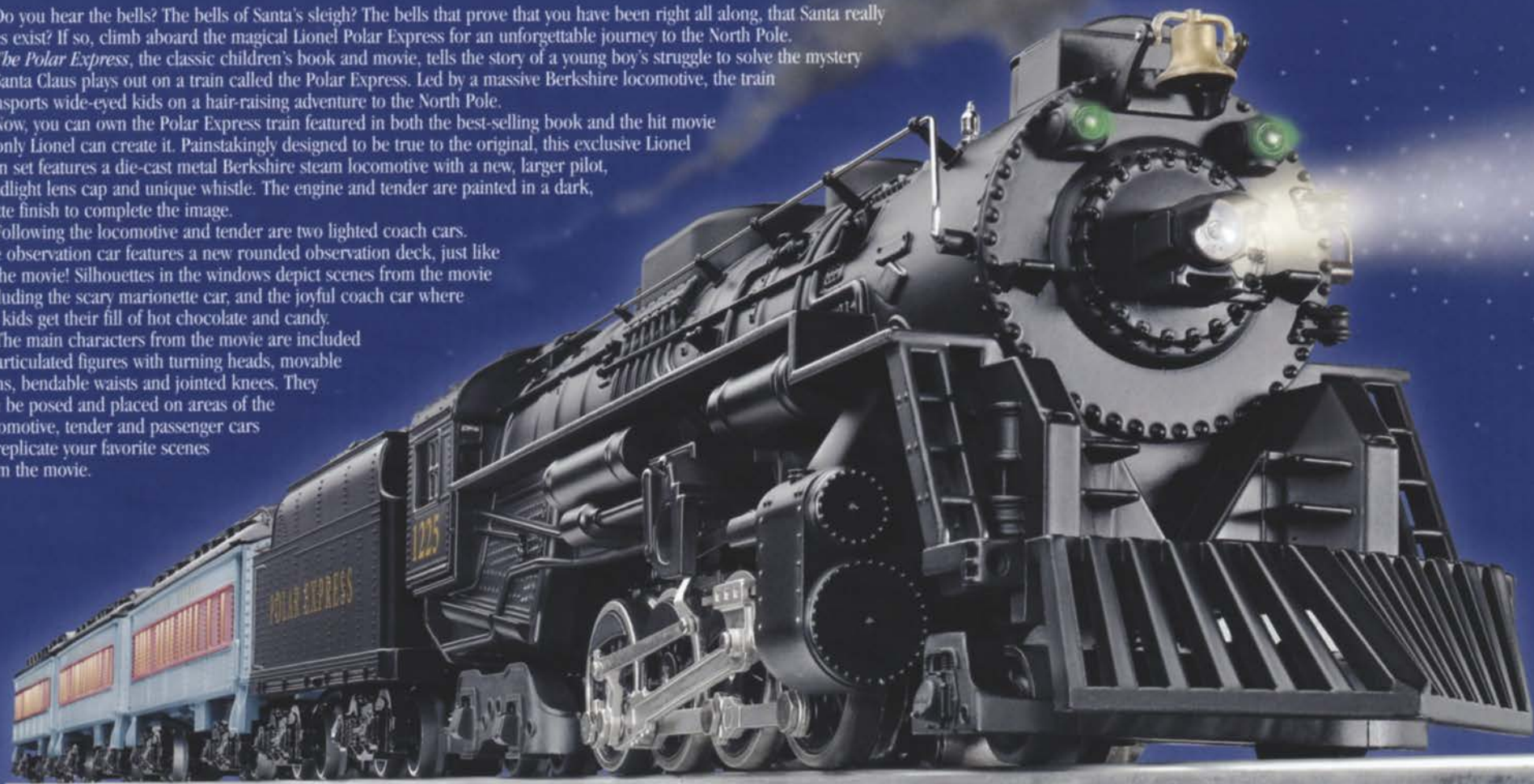
Do you hear the bells? The bells of Santa's sleigh? The bells that prove that you have been right all along, that Santa really does exist? If so, climb aboard the magical Lionel Polar Express for an unforgettable journey to the North Pole.

*The Polar Express*, the classic children's book and movie, tells the story of a young boy's struggle to solve the mystery of Santa Claus plays out on a train called the Polar Express. Led by a massive Berkshire locomotive, the train transports wide-eyed kids on a hair-raising adventure to the North Pole.

Now, you can own the Polar Express train featured in both the best-selling book and the hit movie as only Lionel can create it. Painstakingly designed to be true to the original, this exclusive Lionel train set features a die-cast metal Berkshire steam locomotive with a new, larger pilot, headlight lens cap and unique whistle. The engine and tender are painted in a dark, matte finish to complete the image.

Following the locomotive and tender are two lighted coach cars. The observation car features a new rounded observation deck, just like in the movie! Silhouettes in the windows depict scenes from the movie including the scary marionette car, and the joyful coach car where the kids get their fill of hot chocolate and candy.

The main characters from the movie are included as articulated figures with turning heads, movable arms, bendable waists and jointed knees. They can be posed and placed on areas of the locomotive, tender and passenger cars to replicate your favorite scenes from the movie.





INCLUDES FOUR ARTICULATED ACTION FIGURES!



SET INCLUDES:

- 2-8-4 Berkshire steam locomotive and tender, two passenger coaches, one passenger observation car with rounded deck, three straight FasTrack track sections, eight curved FasTrack track sections, one FasTrack terminal section, CW-80 Transformer, articulated movie characters, smoke fluid, "How-to" instructional DVD

LOCOMOTIVE FEATURES:

- Transformer controlled forward, neutral and reverse operation
- Air whistle in tender
- Operating headlight
- Operating coupler on rear of tender
- Powerful maintenance-free motor
- Two traction tires
- Puffing smoke
- Die-cast metal locomotive body and frame
- Separately applied metal handrails
- All-new pilot and headlight lens shield

PASSENGER CARS FEATURE:

- Interior lighting
- Decorated drumhead on observation car
- All-new, rounded observation deck
- Silhouettes in windows
- Minimum Curve: 0-27
- Length: 63 3/8"
- Layout dimensions: 40" x 60"

(6-31960) \$279.99



Includes a powerful CW-80 transformer

There is no better children's book, no better movie director, no better actor, and no better train company to bring you all of the fun, excitement and drama of the Polar Express. Do not miss out on this Lionel O gauge exclusive. Do you believe in Santa? We do!



Polar Express Add-on Cars

For even more excitement, add a baggage car and a diner to complete your Polar Express train.

FEATURES:

- Interior lighting
- Silhouettes in windows
- Minimum Curve: 0-27
- Length: 12"

(6-25134) Polar Express Diner \$54.99



**NEW!**

(6-25135) Polar Express Baggage Car \$54.99



**NEW!**






DISNEY

# Disney *Fa*strack

©2005 Disney  
©2005 Disney/Pixar







Goofy and Donald have a snowball fight



Minnie and Mickey skate around the gondola

### Disney Christmas Train

Join your favorite Disney characters for a celebration of holiday cheer. This all-new train set comes complete with a powerful CW-80 Transformer and a giant 40" x 60" loop of FasTrack track sections.

#### SET INCLUDES:

- 4-4-2 steam locomotive and tender, bobbing head boxcar, animated gondola, caboose, three straight FasTrack track sections, eight curved FasTrack track sections, a FasTrack terminal section, CW-80 Transformer, "How-to" instructional DVD, smoke fluid

#### LOCOMOTIVE FEATURES:

- Transformer controlled forward, neutral and reverse operation
- Realistic air whistle in tender
- Operating headlight
- Operating coupler on rear of tender
- Powerful maintenance-free motor
- Puffing smoke unit
- Die-cast metal locomotive body with metal frame and trucks

#### ROLLING STOCK FEATURES:

- Operating couplers
- Opening doors on boxcar
- Figures move up and down through roof openings on bobbing head boxcar
- Figures move around gondola while train is in motion
- Interior illumination in caboose
- Individually boxed in custom Disney packaging
- Minimum Curve: 0-27
- Length: 47 1/8"
- Layout dimensions: 40" x 60"



"How-to" instructional DVD included with Disney Christmas Train

(6-31946) Disney Christmas Train \$299.99





**Disney Hi-Cube Boxcars**

Each of these cars includes colorful officially licensed Disney artwork.

**FEATURES:**

- Die-cast metal sprung trucks and operating couplers
- Opening doors
- Custom Disney packaging
- Minimum Curve: 0-27
- Length: 11 1/4"

**Donald and Daisy Handcar**

Including figures with articulated arms, this action-packed vehicle offers the perfect addition to any Disney train set

**FEATURES:**

- Powerful maintenance-free motor
- Traction tire
- Figures with articulated arms
- Custom Disney packaging
- Minimum Curve: 0-27
- Length: 4"

**Goofy and Pete Jumping Boxcar**

Goofy the hobo is tramping across the country one boxcar at a time. Only intrepid railroad bulls like Pete the Policeman stand in his way. Will Goofy make it? Watch and see!

**FEATURES:**


- Goofy travels alongside of the boxcar and jumps inside when he reaches Pete the Policeman
- Opening doors
- Minimum Curve: 0-27
- Length: 10 1/2"



Disney

(6-36277) Pluto Hi-Cube Boxcar \$49.99

(6-18486) Donald and Daisy Handcar \$64.99



(6-36278) Winnie the Pooh Hi-Cube Boxcar \$49.99

(6-36782) Goofy and Pete Jumping Boxcar \$69.99

**NEW!**



(6-36783) Disney Operating Boxcar \$64.99

Door opens and Mickey makes his delivery



**Disney Operating Boxcar**

Mickey Mouse makes a special delivery, unloading a bundle at the press of a button. A remote control or uncoupling track section is required.

**FEATURES:**

- Die-cast metal sprung trucks and operating couplers
- Animated figure with detachable bundle
- Opening doors
- Custom Disney packaging
- Minimum Curve: 0-27
- Length: 10 1/2"

(6-48357) American Flyer Winnie the Pooh Boxcar \$54.99



**American Flyer Disney Boxcars**

These boxcars bring Winnie the Pooh and Mickey's pal Pluto to S gauge!

**FEATURES:**

- Die-cast metal trucks
- Operating couplers
- Metal frames
- Opening doors
- Custom Disney packaging
- Minimum Curve: S Gauge
- Length: 8 1/2"

(6-48356) American Flyer Pluto Boxcar \$54.99



©2005 Disney  
©2005 Disney/Pixar



## READY-TO-RUN TRAIN SETS



"How-to"  
instructional DVD  
included with most  
Lionel ready-to-run  
train sets

# **FastTrack**



**NEW!**

(6-31990) Copper Range Mine Set \$219.99



**NEW!**

(6-31976) Yukon Special Freight \$249.99

**Copper Range Mine Set**

The powerful Dockside switcher hauls its loaded ore cars from the copper mines to the docks. The Copper Range Mine Set includes a CW-80 Transformer and a huge 40" x 60" loop of FasTrack track.

**SET INCLUDES:**

- 0-6-0 dockside steam locomotive, four ore cars, caboose, three straight FasTrack track sections, eight curved FasTrack track sections, a FasTrack terminal section, CW-80 Transformer, smoke fluid, "How-to" instructional DVD

**LOCOMOTIVE FEATURES:**

- Transformer controlled forward, neutral and reverse operation
- Electronic steam whistle
- Directional lighting including operating headlight and operating back-up light
- Front and rear operating couplers
- Powerful maintenance-free motor with momentum flywheel
- Traction tires
- Puffing smoke unit
- Die-cast metal body and frame
- Engineer and fireman figures

**ROLLING STOCK FEATURES:**

- Operating couplers
- Interior illumination in caboose
- Individually boxed
- Minimum Curve: 0-27
- Length: 43 3/4"
- Layout dimensions: 40" x 60"

**Yukon Special Freight**

The Yukon Special Freight delivers its cargo to all points north. A mighty GP9 leads a tank car, a hopper, an operating searchlight car, and a caboose across the frozen tundra. In addition to the impressive locomotive and rolling stock, the Yukon Special also features a CW-80 Transformer and a loop of FasTrack track.

**SET INCLUDES:**

- GP9 diesel locomotive, single dome tank car, 2-bay hopper, operating searchlight car, caboose, three straight FasTrack sections, eight curved FasTrack sections, a FasTrack terminal section, CW-80 Transformer, "How-to" instructional DVD

**LOCOMOTIVE FEATURES:**

- Transformer controlled forward, neutral and reverse operation
- Electronic diesel horn
- Operating headlight
- Dual operating couplers
- Dual powerful maintenance-free motors
- Metal frame
- Operating strobe light

**ROLLING STOCK FEATURES:**

- Operating couplers
- Operating searchlight on searchlight car
- Interior illumination in caboose
- Individually boxed
- Minimum Curve: 0-27
- Length: 48 1/2"
- Layout dimensions: 40" x 60"



# ***Fa*strack**



“How-to” instructional DVD included with most Lionel ready-to-run train sets

**INCLUDES TRAINSOUNDS!**

[6-31985] Santa Fe Fast Freight with TrainSounds \$319.99



**NEW!**

**INCLUDES TRAINSOUNDS!**

[6-30001] Santa Fe El Capitan with TrainSounds \$349.99



**NEW!**



Actual autos may differ from photo

**UNCOUPLING TRACK INCLUDED!**



**Santa Fe Non-powered FT B-unit**

Add a non-powered FT B-unit, dressed in matching El Capitan colors.

**B-UNIT FEATURES:**

- Die-cast metal trucks and fuel tank
- Operating coupler on rear
- Metal frame
- Minimum Curve: 0-27
- Length: 12 3/4"

(6-24570) \$84.99

**NEW!**



**Santa Fe Fast Freight with TrainSounds**

A powerful 2-8-4 Berkshire highballs down the high iron leading a colorful load of freight. This impressive consist features an operating log dump car and an automobile carrier with six removable cars. The Santa Fe Fast Freight is complete with a large FasTrack layout and the powerful CW-80 Transformer.

**SET INCLUDES:**

- 2-8-4 Berkshire steam locomotive and tender, boxcar, log dump car and tray, two-tier auto carrier with six die-cast metal automobiles, caboose with illuminated interior, two straight FasTrack sections, eight curved FasTrack sections, a FasTrack uncoupling section, a FasTrack terminal section, CW-80 Transformer, smoke fluid, "How-to" instructional DVD

**LOCOMOTIVE FEATURES:**

- Transformer controlled forward, neutral and reverse operation
- TrainSounds sound system with steam chuffing, steam whistle, bell, squealing brakes and operator-controlled multi-part crew dialog
- Operating headlight
- Operating coupler on rear of tender
- Powerful maintenance-free motor with momentum flywheel
- Traction tires
- Puffing smoke unit
- Die-cast metal locomotive body, frame, and trucks
- Die-cast metal tender body and trucks with a metal frame
- Engineer and fireman figures

**ROLLING STOCK FEATURES:**

- Die-cast metal sprung trucks and operating couplers (caboose has die-cast metal trucks)
- Opening doors on boxcar
- Log car dumps logs at the touch of a button
- Removable automobiles on auto carrier
- Interior illumination in caboose
- Individually boxed
- Minimum Curve: 0-27
- Length: 61 1/4"
- Layout dimensions: 40"x 60"

**Santa Fe El Capitan with TrainSounds**

The classic FT diesel locomotive, equipped with realistic sounds from the TrainSounds sound system, hurtles down the "Route of the Warbonnets." Three streamlined passenger cars—two illuminated coaches and an illuminated observation car—follow the westbound locomotive. With the CW-80 Transformer and a loop of FasTrack track, you are ready to run one of the Santa Fe's best known passenger trains.

**SET INCLUDES:**

- FT diesel locomotive, two streamliner coach cars, one streamliner observation car, three straight FasTrack sections, eight curved FasTrack sections, a FasTrack terminal section, CW-80 Transformer, "How-to" instructional DVD

**LOCOMOTIVE FEATURES:**

- Transformer controlled forward, neutral, and reverse operation
- TrainSounds sound system with diesel engine revving, diesel horn, bell, squealing brakes and operator-controlled, multi-part crew dialog
- Operating headlight
- Front operating coupler
- Dual powerful maintenance-free motors
- Traction tires
- Die-cast metal trucks, pilot, fuel tank
- Metal frame
- Lighted cab interior
- Engineer and fireman figures

**PASSENGER CAR FEATURES:**

- Die-cast metal trucks and operating couplers
- Authentically detailed interiors
- Interior illumination
- Flexible diaphragms between cars
- Opening doors
- Individually boxed
- Minimum Curve: 0-27
- Length: 52 1/2"
- Layout dimensions: 40" x 60"



**TrainMaster Command Control equipped sets**

With a TrainMaster Command Control equipped locomotive and a powerful CW-80 Transformer, these train sets are on the cutting edge of model railroad technology. The CW-80 Transformer allows you to change directions and activate the bell and whistle. The steam chuffing and diesel RPM sounds automatically vary with the speed of the locomotive.

To unlock all the advanced features of your TrainMaster Command Control equipped locomotive—including CrewTalk communication and TowerCom announcements—purchase the TrainMaster Command Set (6-12969). With the TrainMaster Command Control system, you get digital control with a simple one-wire connection. You are able to operate your entire layout using a CAB-1 Remote Controller, freeing you from your stationary controls.

**NEW!**



(6-30000) Keystone Super Freight \$449.99



**NEW!**




(6-31993) Black Diamond Freight \$499.99



**INCLUDES HUGE O-48 LAYOUT!**





### Keystone Super Freight

Enroute from St. Louis to New York City, the impressive Keystone Super Freight charges down the Pennsy high iron. With realistic steam chuffing sounds and an operating smoke unit, the TrainMaster Command Control and RailSounds sound system equipped 2-8-4 Berkshire steam locomotive leads a string of detailed rolling stock. This complete set, including a large loop of FasTrack track and a powerful CW-80 Transformer, has the makings to launch your own railroad empire.

#### SET INCLUDES:

- 2-8-4 Berkshire steam locomotive and tender, boxcar, single dome tank car, flatcar with semi trailer, caboose, three straight FasTrack sections, eight curved FasTrack sections, a FasTrack terminal section, CW-80 Transformer, smoke fluid, "How-to" instructional DVD

#### LOCOMOTIVE FEATURES:

- **TrainMaster Command Control** equipped—able to run in Command Control Mode or in Conventional Transformer Control Mode
- **RailSounds** sound system with **CrewTalk** communication and **TowerCom** announcements and **DynaChuff** synchronized chuffing
- Operating headlight
- **ElectroCoupler** on rear of tender
- Powerful maintenance-free motor with momentum flywheel
- Traction tires
- Puffing smoke unit
- Die-cast metal locomotive body, frame and trucks
- Die-cast metal tender body and trucks with a metal frame
- Engineer and fireman figures

#### ROLLING STOCK FEATURES:

- Die-cast metal sprung trucks and operating couplers (Caboose has die-cast metal trucks)
- Opening doors on boxcar
- Removable trailer on flatcar
- Interior illumination in caboose
- Individually boxed
- Minimum Curve: 0-27
- Length: 60 3/4"
- Layout dimensions: 40" x 60"

### Black Diamond Freight

The Black Diamond Freight is ready for duty. Taking the lead, a modern behemoth—the LionMaster SD80 diesel locomotive, complete with TrainMaster Command Control, the RailSounds sound system, and the Odyssey System for speed control—thunders down the mainline. Trailing behind, the impressive consist features modern, detailed freight equipment used on real railroads today. The mighty CW-80 Transformer provides all the power you need to race across the expansive FasTrack layout included with this set.

#### SET INCLUDES:

- LionMaster SD80, 3-bay ACF hopper, unibody tank car, double door boxcar, 3-bay coal hopper with coal load, traditional extended vision caboose, seven straight FasTrack track sections, twelve 0-48 curved FasTrack track sections, a FasTrack terminal section, CW-80 Transformer, smoke fluid, "How-to" instructional DVD

#### LOCOMOTIVE FEATURES:

- **TrainMaster Command Control** equipped—able to run in Command Control Mode or in Conventional Transformer Control Mode
- **RailSounds** sound system with **CrewTalk** communication and **TowerCom** announcements
- **Odyssey System** for speed control with ON/OFF switch
- Directional lighting including operating headlight
- Front and rear **ElectroCouplers**
- Dual powerful maintenance-free motors with momentum flywheels
- **Magne-Traction** track gripping system
- Four traction tires
- Fan-driven smoke unit
- Die-cast metal trucks, pilots, fuel tank
- Metal frame
- Separately applied metal details
- Illuminated number boards
- Illuminated cab interior
- Engineer and fireman figures

#### ROLLING STOCK FEATURES:

- Die-cast metal sprung trucks and operating couplers (Caboose has die-cast metal trucks)
- Opening doors on boxcar
- Auto-frame load in boxcar
- Operating smoke unit in caboose
- Interior illumination in caboose
- Individually boxed
- Minimum Curve: 0-31
- Length: 76 1/2"
- Layout dimensions: 50" x 90"

"How-to" instructional DVD included with most Lionel ready-to-run train sets

# FastTrack



(6-31736) Canadian Pacific Grain Train \$699.99



- Premium Train Sets**
- ✓ An affordable way to build up your roster
  - ✓ Unique unit freight
  - ✓ The world's most famous passenger trains
  - ✓ Authentic Postwar reissues
  - ✓ The latest Lionel innovations

**Chessie Diesel Freight**

During the 1970s and 1980s, the Chessie System, a merger of the Chesapeake & Ohio, Baltimore & Ohio and Western Maryland Railroads, maintained one of the largest freight empires in the United States. This new set offers an easy way to add the latest scale-sized, super-detailed Lionel rolling stock to your railroad. A powerful GP-30 diesel leads a long consist of Standard O freight cars. The TMCC-equipped locomotive includes both the Odyssey System for speed control and the RailSounds sound system.

**SET INCLUDES:**

- GP-30 diesel locomotive, PS-1 boxcar, PS-2 2-bay covered hopper, PS-4 flatcar, PS-5 gondola, I-12 caboose

**LOCOMOTIVE FEATURES:**

- **TrainMaster Command Control** equipped—able to run in Command Control Mode or in Conventional Transformer Control Mode
- **Odyssey System** for speed control with ON/OFF switch
- **RailSounds** sound system with **CrewTalk** communication and **TowerCom** announcements
- **MultiHorn** effect simulates blasts at different air pressures, creating a realistic variety of sounds with each press of the HORN button
- Dual powerful maintenance-free motors with momentum flywheels


- Directional LED headlights
- Illuminated marker lights
- Illuminated number boards
- Die-cast metal trucks, pilots and fuel tank
- Metal frame
- Front and rear **ElectroCouplers**
- Traction tires
- **Magne-Traction** track gripping system
- Fan-driven smoke unit
- Separately applied metal details
- Illuminated cab interior
- Cab window glass
- Engineer and fireman figures

**ROLLING STOCK FEATURES:**

- Die-cast metal sprung trucks and operating couplers with hidden uncoupling tab
- Metal underframe details
- PS-1 boxcar includes opening doors and box load
- PS-2 hopper includes rotating bearing caps
- PS-4 flatcar includes die-cast metal body with wood deck, removable stakes and chains
- PS-5 gondola includes folding drop ends
- I-12 caboose includes smoke unit, train crew figures, detailed interior, operating marker lights, interior lighting and etched metal details
- Individually boxed
- Minimum Curve: 0-31
- Recommended Minimum Curve: 0-36
- Length: 73 1/2"

**NEW!**

Rotating bearing caps on PS-2 hopper







**Canadian Pacific Grain Train**

Canada's breadbasket western provinces often find mile-long grain trains hauling foodstuffs to ports and depots for delivery around the world. Upgraded with an Odyssey System ON/OFF switch and new separately applied grille details, a Lionel Canadian Pacific Dash 9 leads this unit train set. Six cylindrical hoppers celebrate some of the most well-known Canadian liveries. Each hopper features die-cast metal sprung trucks with realistically rotating bearing caps. The last hopper in the train even models a flashing End-of-Train Device, the small computerized box that has replaced the caboose in modern railroading.

- **Odyssey System** for speed control with ON/OFF switch
- Directional LED headlights
- Operating ditch lights
- Front and rear **ElectroCouplers**
- Dual powerful maintenance-free motors with momentum flywheels
- **Magne-Traction** track gripping system
- Traction tires
- Fan-driven smoke unit
- Die-cast metal trucks, pilots and fuel tank
- Metal frame
- Separately applied metal details
- Illuminated number boards
- Illuminated cab interior
- Cab window glass
- Engineer and fireman figures

**SET INCLUDES:**

- Dash 9 diesel locomotive, five cylindrical hoppers, one cylindrical hopper with flashing End-of-Train Device

**LOCOMOTIVE FEATURES:**

- **TrainMaster Command Control** equipped—able to run in Command Control Mode or in Conventional Transformer Control Mode
- **RailSounds** sound system with **CrewTalk** communication and **TowerCom** announcements

**CYLINDRICAL HOPPER FEATURES:**

- Die-cast metal sprung trucks with rotating bearing caps
- Die-cast metal operating couplers with hidden uncoupling tab
- Separately applied metal details
- Opening roof hatches
- Flashing red ETD on last car
- Individually boxed
- Minimum Curve: 0-31
- Length: 100 1/2"



See page 86 for add-on cars



Flashing End-of-Train Device



(6-31735) Chessie Diesel Freight \$729.99



# PREMIUM TRAIN SETS

**NEW!**

(6-25103) Chessie Steam Special Madison Car 2-Pack \$119.99



**NEW!**

(6-31734) Chessie Steam Special \$499.99



**MOTORIZED  
ANIMATED  
GONDOLA!**


(6-31727) #2291W Rio Grande Freight \$699.99



Includes telephone  
pole and searchlight







### Chessie Steam Special

In 1977, the Chessie System celebrated the 150th birthday of parent railroad, the Baltimore & Ohio, in grand style. Painted in the bright colors of the new railroad, a steam powered passenger train barnstormed along the rails of the entire system. Wherever it went, the Chessie Steam Special drew large trackside crowds anxious for one last look at steam-era railroading in America. This new Lionel set pays tribute to this unique train. Led by a 2-8-4 steamer with new streamlined styling, the Madison passenger cars include new detailed interiors. A matching 2-Pack is available separately.

#### SET INCLUDES:

- 2-8-4 Berkshire steam locomotive and tender, combination car, two coaches, observation car

#### 2-PACK INCLUDES:

- Baggage car, diner

#### LOCOMOTIVE FEATURES:

- **TrainMaster Command Control** equipped—able to run in Command Control Mode or in Conventional Transformer Control Mode
- **RailSounds** sound system with **CrewTalk** communication, **TowerCom** announcements and **DynaChuff** synchronized chuffing
- Operating headlight
- **ElectroCoupler** on rear of tender
- Powerful maintenance-free motor with momentum flywheel
- Traction tires
- Puffing smoke unit
- Die-cast metal locomotive body, frame and trucks
- Die-cast metal tender body and trucks
- Engineer and fireman figures

#### PASSENGER CAR FEATURES:

- Die-cast metal trucks
- New detailed interior
- Interior illumination in coaches and observation car
- Individually boxed
- Minimum Curve: 0-27
- Length: Set: 71"
- 2-Pack: 26"

### #2291W Rio Grande Freight

Introduced in 1957, the #2291W Rio Grande Freight outfit proved to be a favorite of that year's line-up and remains a sought after acquisition for Lionel Postwar-era collectors. Available for the first time in almost 50 years, each car is a faithful reissue of the original. The #3444 Erie animated gondola marks the first release of a motorized version of this car in over 20 years. With the TrainMaster Command Control system and the RailSounds sound system, a classic Rio Grande F3 leads this action-packed consist. A matching non-powered F3 A-unit is available separately.

#### SET INCLUDES:

- #2379P Rio Grande F3 powered A-unit, #2379C Rio Grande F3 non-powered B-unit, #3444 Erie animated gondola, #3530 EMD generator car, #3562-75 Santa Fe barrel car, #6464-525 Minneapolis & St. Louis boxcar, #6657 Rio Grande caboose

#### LOCOMOTIVE FEATURES:

- **TrainMaster Command Control** equipped—able to run in Command Control Mode or in Conventional Transformer Control Mode
- **RailSounds** sound system with **CrewTalk** communication and **TowerCom** announcements
- Directional lighting including operating headlight on A-unit and back-up light on B-unit
- Front **ElectroCoupler** on A-unit and rear ElectroCoupler on B-unit
- Dual powerful Pullmor motors
- **Magne-Traction** track gripping system
- Traction tires
- Die-cast metal trucks, pilots and frames
- Lighted cab interior
- Engineer figures
- Postwar Celebration Series plaque and packaging

#### ROLLING STOCK FEATURES:

- Die-cast metal trucks and operating couplers
- #3444 Erie animated gondola features figures moving around load via a powerful maintenance-free motor with ON/OFF switch
- #3530 EMD generator car features internal rotating fan, opening doors, metal frame, detachable telephone pole and searchlight
- #3562-75 Santa Fe Barrel Car features figure unloading barrels at the touch of a button (Remote Control Track required), a metal barrel channel, six wooden barrels and an unloading bin
- #6464-525 Minneapolis & St. Louis boxcar features sprung trucks, opening doors and a metal frame
- #6657 Rio Grande caboose features interior lighting, metal frame, ladders, toolboxes and smokestack
- Postwar Celebration Series plaques and packaging
- Individually boxed
- Minimum Curve: 0-27
- Length: Set: 75 3/4"
- A-Unit: 13 1/2"



### #2544W Santa Fe Super Chief

After World War II, one of the most famous modern passenger trains, the *Super Chief* debuted on Santa Fe rails. The silver streamliner inspired the Lionel #2544W Outfit in 1959. This new Postwar Celebration Series reissue painstakingly reproduces each piece of this sought after set, including the extremely rare large-door baggage car. Complete with TMCC and RailSounds, a pair of classic "Warbonnet" F3 diesels leads the sleek consist. An add-on 2-pack, StationSounds Diner and non-powered F3 B-unit are also available separately.

**SET INCLUDES:**

- #2383P F3 powered A-unit, #2383T F3 non-powered A-unit, #2530 large-door baggage car, #2562 Regal Pass vista dome car, #2563 Indian Falls coach, #2561 Vista Valley observation car

**2-PACK INCLUDES:**

- #2564 Regal Gorge vista dome car, #2565 Indian Arrow coach

**DINER INCLUDES:**

- StationSounds sound system featuring dining reservation calls, arrival/departure announcements and even the "clickety-clack" of the cars as they roll down the rails

**LOCOMOTIVE FEATURES:**

- **TrainMaster Command Control** equipped—able to run in Command Control Mode or in Conventional Transformer Control Mode
- **RailSounds** sound system with **CrewTalk** communication and **TowerCom** announcements
- Directional lighting including operating headlights in both A-units and B-unit
- Front **ElectroCoupler** on each A-unit and rear of B-unit
- Dual powerful Pullmor motors in powered A-unit
- Traction tires on powered A-unit
- **Magne-Traction** track gripping system on powered A-unit
- Die-cast metal trucks, pilots and frames
- Illuminated cab interior
- Engineer and fireman figures
- Postwar Celebration Series plaques and packaging

**PASSENGER CAR FEATURES:**

- Die-cast metal trucks and couplers
- Extruded aluminum body
- Metal frame
- Passenger silhouettes
- Interior illumination
- Postwar Celebration Series plaques and packaging
- Individually boxed
- Minimum Curve: 0-27
- Length: Set: 77 1/2"  
2-Pack: 30"  
Single car: 15"

(6-25449) Santa Fe Super Chief StationSounds Diner \$259.99



**NEW!**

**NEW!**



(6-31742) #2544W Santa Fe Super Chief \$849.99





(6-24573) #2383C Santa Fe Non-powered F3 B-unit \$179.99



**NEW!**



(6-24573) Santa Fe non-powered FT B-unit \$179.99



**NEW!**

(6-25446) Santa Fe Super Chief 2-Pack \$209.99







**NEW!**

(6-31739) #13150 Super O Steam Freight \$1099.99



Milk car includes unloading platform



Horse car includes corral







### #13150 Super O Steam Freight

A favorite of the 1964 Lionel catalog, the #13150 Super O Steam Freight featured an extra-long seven car consist, including three action-packed operating cars. Like the original, a true Lionel icon, the #773 Hudson pulls this Postwar inspired set. Upgraded with the TrainMaster Command Control system and the RailSounds sound system, the #773 Hudson also comes equipped with the proven power of a Pullmor motor and the Magne-Traction track gripping system.

#### SET INCLUDES:

- #773 Hudson steam locomotive and tender, #3356 Santa Fe horse car with corral, #3662 Lionel Lines milk car with platform, #3434 operating chicken car, #6436-110 Lehigh Valley quad hopper, #6415 Sunoco 3-dome tank car, #6361 Lionel Lines flatcar with logs, #6437 Pennsylvania porthole caboose

#### LOCOMOTIVE FEATURES:

- **TrainMaster Command Control** equipped—able to run in Command Control Mode or in Conventional Transformer Control Mode
- **RailSounds** sound system with **CrewTalk** communication, **TowerCom** announcements and **DynaChuff** synchronized chuffing
- Powerful Pullmor motor
- **Wireless Tether** connection between locomotive and tender
- Operating headlight
- Die-cast metal locomotive body, frame and trucks
- **ElectroCoupler** on rear of tender
- **Magne-Traction** track gripping system
- Puffing smoke unit
- Die-cast metal tender body and trucks
- Engineer and fireman figures
- Postwar Celebration Series plaque and packaging

#### ROLLING STOCK FEATURES:

- Die-cast metal trucks and operating couplers
- Postwar Celebration Series plaque and packaging
- #3356 horse car includes seven horse figures that move around corral and through car
- #3662 milk car includes a figure that unloads milk cans at the touch of a button (Remote control track section required)
- #3434 chicken car features an automatic opening door with sweeper figure and interior illumination (Remote control track section required)
- #6361 flatcar includes a real wooden log load and metal chains
- #6437 caboose includes interior illumination
- Individually boxed
- Minimum Curve: O-42
- Length: 99 3/4"



Set includes classic Postwar cars





**Napa Valley Wine Train**

Once an obscure branch line of the Southern Pacific, an 18 mile stretch of track now finds itself home to one of the most luxurious railroads in the world. The Napa Valley Wine Train travels through the heart of California wine country between Napa and St. Helena. Along with fine gourmet dining and wine tasting, passengers are treated to a taste of the golden age of railroad travel. The train includes beautifully refurbished Pullman cars, some originally built in 1915. Vintage ALCo FPA-4 diesels lead the burgundy and grape leaf green consist. Since its first run in September of 1989, the Napa Valley Wine Train has carried over one million passengers. Along with a string of heavyweight passenger cars, two Lionel FPA locomotives pull this new, striking O gauge train set. Each A-unit includes details specific to ALCo's unique FPA including modified side vents. A matching 2-pack and StationSounds diner are also available separately.

**SET INCLUDES:**

- FPA-4 powered A-unit, FPA-4 non-powered A-unit, combination car, two coaches, observation car

**Z-PACK INCLUDES:**

- Two coaches

**DINER INCLUDES:**

- StationSounds sound system

**LOCOMOTIVE FEATURES:**

- **TrainMaster Command Control** equipped—able to run in Command Control Mode or in Conventional Transformer Control Mode
- **Odyssey System** for speed control with ON/OFF switch
- **RailSounds** sound system with **CrewTalk** communication and **TowerCom** announcements
- **MultiHorn** effect simulates blasts at different air pressures, creating a realistic variety of sounds with each press of the HORN button

- Dual powerful maintenance-free motors with momentum flywheels in powered A-unit
- Directional LED headlights
- Illuminated marker lights
- Illuminated number boards
- Die-cast metal trucks, pilot and fuel tank
- Metal frame
- Front **ElectroCoupler** on each A-unit
- Traction tires
- **Magne-Traction** track gripping system
- Fan-driven smoke unit in both A-units
- Separately applied metal details
- Illuminated cab interior in each A-unit
- Pivoting rear diaphragms
- Engineer and fireman figures



(6-15549) Napa Valley Wine Train StationSounds Diner \$279.99



(6-15546) Napa Valley Wine Train Heavyweight 2-Pack \$249.99



**NEW!**



**HEAVYWEIGHT PASSENGER CAR FEATURES:**

- Die-cast metal sprung trucks and operating couplers with hidden uncoupling tab
- Authentically detailed and painted interior
- Overhead interior lighting with ON/OFF control
- Passenger and train crew figures
- Illuminated marker lights and drumhead on observation car
- Opening doors
- Metal frame
- Flexible diaphragms between cars

**STATIONSOUNDS SOUND SYSTEM FEATURES:**

- Accessible with either TrainMaster Command Control or a conventional transformer

- Custom recordings featuring multiple characters allow you to recreate an entire rail journey from departure to arrival at your final destination
- Arrival/departure announcements, dining reservation calls and other en route dialog
- "Clickety-clack" of the cars as they roll down the rails
- Individually boxed
- Minimum Curve: 0-54
- Length: Set: 104"  
2-Pack: 38"  
A-unit: 14"  
Single car: 19"



(6-31737) Napa Valley Wine Train \$949.99





# acela

## Amtrak Acela

Reaching speeds of 150 miles per hour, the Amtrak Acela zooms along the Northeast Corridor between Boston and Washington, D.C. State-of-the-art at every level, the Acela continues to redefine American railroading. In 2005, model railroading will receive its own technological breakthrough with the release of the Lionel Amtrak Acela. This all-new scale model offers a long list of O gauge innovations. At speed, each passenger car individually tilts as it enters a curve—just like the real Acela. Pantographs deploy automatically according to direction, or at the touch of a button. At a station, watch the appropriate side doors automatically open with a CAB-1 command. Under official license from Amtrak, this painstakingly accurate replica comes to life with rivet-for-rivet detailing taken directly from Bombardier blueprints and Amtrak painting manuals.

Although sold out at the factory level, the Lionel Amtrak Acela may still be available at a Lionel authorized dealer. See [www.lionel.com](http://www.lionel.com) or call 1-800-4LIONEL to locate a dealer near you.

### SET INCLUDES:

- Powered Acela power car, first class car, two business class cars, non-powered Acela power car

### FEATURES:

- **TrainMaster Command Control** equipped—able to run in Command Control Mode or in Conventional Transformer Control Mode
- **RailSounds 5.0** sound system with **CrewTalk** dialog, **TowerCom** announcements and many more effects digitally recorded from an actual Amtrak Acela
- **Odyssey System** for speed control with ON/OFF switch
- Hinged roof panel on the top of each car houses interior light switch for easy adjustments without having to remove the train from the track
- All-new infrared wireless system connects each car

- All-new close coupling system allows near-prototypical distance between the cars
- Realistic tilting mechanism leans passenger car bodies into curves at speed—just like the real Acela
- Directional operating pantographs—offering manual control via a TMCC CAB-1 Remote Controller as well as a lock down feature for layouts with low clearances
- Track or catenary power selection switch
- Automatically opening passenger car doors with operating indicator lights
- Authentically detailed interiors with new passenger and train crew figures
- Interior lighting in all cars including illuminated control panels in power cars
- Directional lighting including prototypical marker light, ditch light and cab light operation
- Lighted number boards
- Realistic flush fitting windows
- Separately applied details including spinning rooftop ventilator fans
- Removable nose covers on power cars reveal scale couplers and lift bars
- Dual powerful maintenance-free motors with momentum flywheels
- All new die-cast metal sprung trucks on power cars and passenger cars
- Minimum Curve: O-72
- Length: 102"

(6-31714) \$1999.99




Lionel has committed to their number of Acela sets that will be produced, and is now **SOLD-OUT** at the factory level. **CONTACT YOUR LIONEL VALUE-ADDED DEALER TO SEE IF ANY UNRESERVED ACELA SETS ARE STILL AVAILABLE!**

*RailSounds™*  
5.0



Engineer's eye view from inside the cab of the power car



Cutaway view of the business class coach

Actual Lionel production design drawings shown

Opening passenger car roof hatch showing the lighting ON/OFF switch and spinning fan blades




End view of the business class coach



Rear view of the Acela power car showing engine room detail




Removable front cover showing the O scale coupler



Operating pantograph assemblies



Die-cast metal, fully-sprung, tilting passenger car truck



Die-cast metal, fully-sprung power car truck assembly



# TRADITIONAL STEAM LOCOMOTIVES

## Traditional Steam Locomotives

- ✓ Operating whistles, headlights and couplers
- ✓ Realistic smoke
- ✓ Minimum Curve: 0-27
- ✓ Affordable additions to Lionel train sets
- ✓ Perfectly matched to **Lionel Traditional Rolling Stock**

### Transylvania Railroad 4-4-0 Steam Locomotive

All aboard, boys and ghouls! This creepy new steamer brings the trick-or-treat spirit to any layout. Add additional Halloween rolling stock to create your own haunted express.

#### FEATURES:

- Transformer controlled forward, neutral and reverse operation

- Powerful, maintenance-free motor
- Operating headlight
- Operating coupler on rear of tender
- Traction tires
- Puffing smoke unit
- Die-cast metal tender trucks
- Metal tender frame
- Length: 16"



(6-18730) Transylvania Railroad 4-4-0 Steam Locomotive \$104.99



SpookySounds boxcar on page 98



(6-36548) Transylvania Railroad Work Caboose \$44.99

See page 74

### Lionel Lines 4-4-2 Steam Locomotive

Every railroad needs a strong stable of iron horses. Add a set of streamliners to the 4-4-2 and create your very own Lionel Lines Limited.

#### LIONEL LINES 4-4-2 FEATURES:

- Transformer controlled forward, neutral and reverse operation
- Realistic air whistle in tender
- Powerful, maintenance-free motor
- Operating headlight
- Die-cast metal locomotive body and frame
- Operating coupler on rear of tender
- Traction tires
- Puffing smoke unit
- Die-cast metal tender trucks
- Metal tender frame
- Length: 18 1/4"



(6-28652) Lionel Lines 4-4-2 \$104.99



(6-25114) Lionel Lines Passenger Car 3-Pack \$119.99

See page 102



(6-36535) Lionel Lines Caboose \$39.99

See page 74



**0-6-0 Dockside Switchers**

Offering plenty of action in an affordable package, these die-cast metal switchers add three new road names to the popular dockside roster.

**FEATURES:**

- Transformer controlled forward, neutral and reverse operation
- Electronic steam whistle
- Directional lighting with operating headlight and back-up light
- Die-cast metal locomotive body and frame
- Powerful maintenance-free motor with momentum flywheel
- Front and rear operating couplers
- Traction tires
- Puffing smoke unit
- Engineer and fireman figures
- Length: 8 1/2"



(6-36534) New York Central Caboose \$39.99


See page 74

**NEW!**



(6-28650) New York Central Dockside Switcher \$104.99

**NEW!**



(6-28660) North Pole Central Lines Dockside Switcher \$104.99

See page 75



(6-36529) North Pole Central Lines Work Caboose \$44.99

**NEW!**



(6-28651) Bethlehem Steel Dockside Switcher \$104.99

See page 75



(6-36547) Bethlehem Steel Transfer Caboose \$39.99



## TRADITIONAL STEAM LOCOMOTIVES

### 0-4-0 Steam Locomotives

These new die-cast metal switchers are ready for action on any layout. Push or pull rolling stock with dual operating couplers. Each locomotive even includes an all-new realistic steam whistle.

#### FEATURES:

- Transformer controlled forward, neutral and reverse operation
- Electronic steam whistle
- Powerful, maintenance-free motor
- Die-cast metal locomotive body and frame
- Traction tires
- Puffing smoke unit
- Die-cast metal tender trucks
- Metal tender frame
- Directional lighting including operating headlight and back-up light
- Front and rear operating couplers
- Length: 15"

(6-28661) Santa Fe 0-4-0 \$159.99



**NEW!**

See page 74

(6-36527) Santa Fe Work Caboose \$39.99



(6-28662) Chesapeake & Ohio 0-4-0 \$159.99



**NEW!**

See page 74

(6-36528) Chesapeake & Ohio Work Caboose \$39.99



Directional back-up light



**2-8-4 Berkshire Steam Locomotives**

Capture all the drama of railroading days gone by, from steam hisses to the lonesome whistle 'round the bend. Each of these die-cast metal locomotives features the added excitement of the RailSounds sound system. Control the action from any Lionel-compatible transformer.

**FEATURES:**

- Transformer controlled forward, neutral and reverse operation
- **RailSounds** sound system with synchronized chuffing, crew announcement, brake squeal, steam whistle and bell
- Powerful maintenance-free motor with momentum flywheel
- Operating headlight
- Die-cast metal locomotive body, frame and trucks
- Operating coupler on rear of tender
- Traction tires
- Puffing smoke unit
- Engineer and fireman figures
- Die-cast metal tender body and trucks
- Length: 19"

(6-28655) Erie 2-8-4 Berkshire \$239.99



See page 75

(6-36531) Erie Caboose \$47.99



(6-28656) Pennsylvania 2-8-4 Berkshire \$239.99



See page 75

(6-36530) Pennsylvania Caboose \$47.99







## Standard O Steam Locomotives

- ✓ Scale proportions
- ✓ Authentic paint schemes
- ✓ Separately applied detail parts
- ✓ Perfectly matched to Lionel Standard O Rolling Stock

**UPGRADED FOR 2005!**

### 4-4-2 E6 Class Atlantic Steam Locomotives

The E6 class provided high-stepping passenger power along Pennsylvania lines during the first half of the 20th century. Fully updated for 2005, the Lionel E6 Atlantics can proudly take their place alongside the latest Standard O power. Performance upgrades include the Odyssey System for speed control, improved RailSounds effects and a Wireless Tether connection. Detail upgrades include more separately applied metal parts, a realistic separately applied coal load and RailSounds controls conveniently located under the opening tender water hatch. See the full listing of features that follows.

#### FEATURES:

- **TrainMaster Command Control** equipped—able to run in Command Control Mode or in Conventional Transformer Control Mode
- **Odyssey System** for speed control with ON/OFF switch
- **RailSounds** sound system with **CrewTalk** communication, **TowerCom** announcements and **DynaChuff** synchronized chuffing
- Powerful maintenance-free motor with momentum flywheel
- **Wireless Tether** connection between locomotive and tender
- Operating headlight
- Illuminated classification lights
- Die-cast metal locomotive body, frame and trucks
- **ElectroCoupler** on rear of tender
- Traction tires
- Synchronized fan-driven smoke unit
- Separately applied metal details including accurate builder's plates
- Illuminated cab interior
- **Glowing firebox** in cab
- Cab window glass
- Engineer and fireman figures
- Die-cast metal tender body and trucks
- Realistic, separately applied coal load
- Minimum Curve: 0-31
- Length: 18 1/2"

**NEW SEPARATELY APPLIED COAL!**

(6-28706) Pennsylvania-Reading Seashore Lines \$549.99

**NEW!**



(6-28704) Pennsylvania \$549.99

**NEW!**





Concept model shown



(6-15563) Pennsylvania-Reading Seashore Heavyweight Add-on Coach \$129.99



(6-15559) Pennsylvania-Reading Seashore Heavyweight 3-Pack \$369.99



SEE  
PAGE 104!


Concept model shown



(6-15558) Pennsylvania Heavyweight Add-on Coach \$129.99



(6-15554) Pennsylvania Heavyweight 3-Pack \$369.99







## 2-6-0 Mogul Steam Locomotives

Popular as both freight and passenger haulers, 2-6-0 Moguls worked American rails into the 1950s. With an O-31 Minimum Curve, the fully-featured Standard O Moguls offer a scale-sized, super-detailed locomotive that can handle virtually any O gauge layout.

### FEATURES:

- **TrainMaster Command Control** equipped—able to run in Command Control Mode or in Conventional Transformer Control Mode
- **Odyssey System** for speed control with ON/OFF switch
- **RailSounds** sound system with **CrewTalk** communication, **TowerCom** announcements and **DynaChuff** synchronized chuffing
- High-torque Pittman® motor with momentum flywheel
- **Wireless Tether** connection between locomotive and tender
- Directional lighting with operating headlight and back-up light on rear of tender
- Illuminated classification lights
- Die-cast metal locomotive body, frame and trucks
- **ElectroCoupler** on rear of tender
- Traction tires
- Synchronized fan-driven smoke unit
- Separately applied metal details including accurate builder's plates
- Illuminated cab interior
- **Flickering firebox** in cab
- Cab window glass
- Engineer and fireman figures
- Die-cast metal tender body and trucks
- Minimum Curve: O-31
- Length: 16"



Distinctive boiler fronts including prototypical headlight, marker light, and handrail positions

(6-38017) Canadian National 2-6-0 Mogul \$599.99





(6-38088) New York Central 2-6-0 Mogul \$599.99



(6-38019) Boston & Maine 2-6-0 Mogul \$599.99



Metal safety chains on tender trucks



Detailed tender includes directional back-up light





*RailSounds*<sup>®</sup>  
5.0

(6-28700) Chicago, Burlington & Quincy \$649.99



### 0-8-0 Steam Locomotives

The USRA 0-8-0 performed switching duties and hauled short branchline trains on rails in every part of the country. With an 0-31 minimum curve, the Lionel 0-8-0 provides an affordable way to bring a scale-sized, super-detailed, fully-featured steam locomotive to virtually any O gauge layout. Available in three all-new roadnames, these tough yard goats are now better than ever with a host of high performance enhancements and even more added-on detail.

#### FEATURES:

- **UPGRADED Odyssey System** for speed control with ON/OFF switch
- **UPGRADED Refined Conventional Transformer Control Mode** with lower starting speeds, improved smoke output and simplified Odyssey system controls
- **UPGRADED to the RailSounds 5.0** sound system featuring:
  - Multi-part **CrewTalk** dialog and **TowerCom** announcements to create realistic operating scenarios from pulling out of the yard to initiating an emergency stop
  - Realistic operator-controlled effects, including the water injector, activated by the CAB-1 Remote Controller
  - **DynaChuff** synchronized chuffing that shifts through 15 levels of intensity as the locomotive gains speed
  - Simulate the locomotive running light or battling against a heavy load by manually adjusting the **DynaChuff** intensity level with CAB-1 commands
  - **MultiWhistle** effect simulates blows at different steam pressures, long and short attacks, and even extra quilling with each press of the whistle button
- Independently adjustable volume control—use your CAB-1 Remote Controller to lower the level of background effects such as chuffing while keeping operator-controlled effects such as the whistle at full volume
- Many operator-controlled effects including CrewTalk dialog and TowerCom announcements are accessible using only a conventional transformer
- **UPGRADED Synchronized fan-driven smoke unit** with improved smoke output
- **NEW** Opening roof hatches
- **NEW** Realistic, separately applied coal load
- **TrainMaster Command Control** equipped—able to run in Command Control Mode or in Conventional Transformer Control Mode
- Powerful maintenance-free motor with momentum flywheel
- **Wireless Tether** connection between locomotive and tender
- Directional lighting including operating headlight and back-up light on rear of tender
- Die-cast metal locomotive body, frame, trucks and pilot
- Front and rear **ElectroCouplers**
- Four chuffs per revolution
- Traction tires
- Separately applied metal details
- Accurate separately applied builder's plates
- Illuminated cab interior including painted valve handles
- **Glowing firebox** in cab
- Cab window glass
- Engineer and fireman figures
- Die-cast metal tender body and trucks
- Opening tender water hatch reveals easy-to-access RailSounds controls
- Minimum Curve: 0-31
- Length: 18 1/4"



Detailed boiler front and backhead with glowing firebox



All-new opening roof hatches



(6-28701) Northern Pacific \$649.99



(6-28702) Boston & Albany \$649.99



Separately applied  
coal load







## Norfolk & Western J Class #611

In 1950, three J class steamers rolled out of the Norfolk & Western Railway's famed Roanoke shops. Fatefully, they would prove the last 4-8-4's built in America. The bullet-nosed behemoths sped signature trains such as the *Powhatan Arrow* along the N&W's entire 676 mile mainline often at speeds approaching 100 miles per hour. Although retired from service after less than a decade, one of the graceful J's remained a true steam survivor. N&W #611 headed excursion runs as late as the mid-1990s and is currently on display at the Virginia Museum of Transportation in Roanoke.

This new, scale-sized Lionel model specifically portrays the #611 during the height of her passenger service with a vented pilot, solid pilot wheels and a flat tender deck. Along with these details, the J includes a wide array of enhancements from its original 2001 release. These new features range from the RailSounds 5.0 sound system to smaller, more prototypically sized classification lights.

A matching set of *Powhatan Arrow* passenger cars is also available.

### FEATURES:

- **TrainMaster Command Control** equipped—able to run in Command Control Mode or in Conventional Transformer Control Mode
- **Odyssey System** for speed control with ON/OFF switch
- **RailSounds 5.0** sound system with custom recorded effects including:
  - Multi-part **CrewTalk** dialog and **TowerCom** announcements to create realistic operating scenarios from pulling out of the yard to initiating an emergency stop
  - Realistic operator-controlled effects, including the water injector, activated by the CAB-1 Remote Controller
  - **DynaChuff** synchronized chuffing that shifts through 15 levels of intensity as the locomotive gains speed
  - Simulate the locomotive running light or battling against a heavy load by manually adjusting the DynaChuff intensity level with CAB-1 commands
  - **MultiWhistle** effect simulates blows at different steam pressures, long and short attacks, and even extra quilling with each press of the whistle button

- Independently adjustable volume control—use your CAB-1 Remote Controller to lower the level of background effects such as chuffing while keeping operator-controlled effects such as the whistle at full volume
- Many operator-controlled effects including CrewTalk dialog and TowerCom announcements are accessible using only a conventional transformer
- Dual **FatBoy** speakers for the ultimate in sound reproduction
- High-torque **Pittman**® motor with momentum flywheel
- **Wireless Tether** connection between locomotive and tender
- Directional lighting including operating headlight and back-up light
- Illuminated classification lights
- Illuminated number boards
- Die-cast metal locomotive body, frame and trucks
- Swing-out scale front coupler with interchangeable O gauge coupler for double-heading
- **ElectroCoupler** on rear of tender
- Traction tires
- Synchronized fan-driven smoke unit
- Separately applied metal details
- Accurate separately applied builder's plates
- Opening cab roof hatches
- Illuminated cab interior
- **Variable ashpans glow**
- **Flickering firebox** in cab
- Cab window glass
- Engineer and fireman figures
- Die-cast metal tender body and trucks
- Realistic separately applied coal load
- Individually opening tender water hatches reveal easy-to-access RailSounds controls
- Minimum Curve: 0-54
- Length: 28"



New front vent details

**NEW!**  
**RailSounds®**  
**5.0**




(6-38095) Norfolk & Western J Class #611 \$1249.99





New prototypically sized class lights







See page 106

(6-29182) Norfolk & Western *Powhatan Arrow* 18" Aluminum 4-Pack \$549.99



(6-29190) Norfolk & Western *Powhatan Arrow* 18" Aluminum StationSounds Diner \$289.99



(6-29187) Norfolk & Western *Powhatan Arrow* 18" Aluminum 2-Pack \$289.99



New separately applied coal load



New late-version tender





## Southern Pacific AC-12 Cab Forward

The Southern Pacific Railway included rugged routes through the Sierra and Cascade mountain ranges that challenged the most powerful locomotives with 2.5% grades and many miles enclosed by tunnels or snow sheds. Although the latter kept the line clear of heavy snow, the tight spaces deflected the noxious stack exhaust down along the boiler into the cab, nearly asphyxiating train crews. In 1908, enterprising Southern Pacific designers solved the problem by simply turning the locomotive around so that the stack and its choking fumes were behind the cab. Preceded by several classes of smaller cab forward locomotives, the modern articulated consolidation or AC class debuted in 1928. Culminating in the AC-12 class of 1944, eventually 195 of the giant 4-8-8-2's ran on the Southern Pacific. With 124,300 pounds of tractive effort and a top speed of 75 miles per hour, the AC-12 proved its worth hauling both freight and passenger consists. On level ground, they could single-handedly pull 100 cars. Despite such service, the diesel age loomed on the horizon in the 1950s, signaling the end of Espee steam power. The AC-12's were retired after barely a decade of service.

Cab forward #4294 proved not only the last AC-12, but the last new steam locomotive ever purchased by the Southern Pacific. Thankfully, this famous locomotive was preserved for posterity. It remains on display at the California State Railroad Museum and is also designated a National Historic Mechanical Engineering Landmark.

Fully featured with TMCC and the Odyssey System for speed control, this new scale-sized Lionel model marks the first time that this historic locomotive has ever been portrayed in die-cast metal O gauge. Accurate detailing includes many separately applied metal parts from sand lines to prototypical builder's plates. The unsurpassed RailSounds 5.0 sound system brings the AC-12 to life with effects that even include the unique air horn.


Add the new Pacific Fruit Express 3-Packs and create a classic Espee "reefer block" running through Donner Pass.

**NEW!**

*RailSounds*<sup>®</sup>  
5.0







Directional lighting including tender back-up light



Many separately applied metal details



### FEATURES:

- **TrainMaster Command Control** equipped—able to run in Command Control Mode or in Conventional Transformer Control Mode
- **Odyssey System** for speed control with ON/OFF switch
- **RailSounds 5.0** sound system with custom recorded effects including:
  - Multi-part **CrewTalk** dialog and **TowerCom** announcements to create realistic operating scenarios from pulling out of the yard to initiating an emergency stop
  - Realistic operator-controlled effects, including the water injector and air horn, activated by the CAB-1 Remote Controller
  - **DynaChuff** synchronized chuffing that shifts through 15 levels of intensity as the locomotive gains speed
  - Simulate the locomotive running light or battling against a heavy load by manually adjusting the DynaChuff intensity level with CAB-1 commands
  - **MultiWhistle** effect simulates blows at different steam pressures, long and short attacks, and even extra quilling with each press of the whistle button



Accurate builder's plates



Opening cab doors, roof hatches and tender water hatches





- Independently adjustable volume control—use your CAB-1 Remote Controller to lower the level of background effects such as chuffing while keeping operator-controlled effects such as the whistle at full volume
- Many operator-controlled effects including CrewTalk dialog and TowerCom announcements are accessible using only a conventional transformer
- Dual **FatBoy** speakers for the ultimate in sound reproduction
- High-torque **Pittman**® motor with momentum flywheel
- **Wireless Tether** connection between locomotive and tender
- Directional lighting including operating headlight and back-up light
- Illuminated classification and marker lights
- Illuminated number boards
- Die-cast metal locomotive body, frame and trucks
- Scale front coupler with interchangeable O gauge coupler for double-heading

- **ElectroCoupler** on rear of tender
- Traction tires
- Synchronized fan-driven smoke unit
- Separately applied metal details
- Accurate separately applied builder's plates
- Opening cab roof hatches
- Opening cab doors
- Illuminated cab interior
- Cab window glass
- Engineer and fireman figures
- Die-cast metal tender body and trucks
- Individually opening tender water hatches reveal easy-to-access RailSounds controls
- Minimum Curve: O-72
- Length: 32 1/2"

(6-17397) Pacific Fruit Express Steel-sided Reefer \$59.99



(6-11872) Pacific Fruit Express Steel-sided Reefer 3-Pack #1 \$129.99



(6-11874) Pacific Fruit Express Steel-sided Reefer 3-Pack #2 \$129.99



SEE PAGE 82



(6-38071) Southern Pacific AC-12 Cab Forward \$1549.99







## BB Class Electric Locomotives

Noisily shuffling through complicated coach yard switches, the deceptively diminutive BB class electric locomotives proved the workhorses of passenger stations in Philadelphia, New York and Long Island. Affectionately dubbed “rats” by railfans and railroaders, the mighty little boxcabs switched consists for famous name trains and commuter runs alike. First built by Altoona in 1926, the BB class ran in pairs through the 1930s on both Pennsy and Long Island rails. Later B1’s, numbered 5684 to 5697, operated only as single units. Their square headlights easily distinguished these later B1’s. None of this later type was given Long Island livery.

Constructed almost entirely of die-cast metal, each of these new Lionel models includes headlight, handrail and other detail distinctions specific to their particular roadname and era. Pennsylvania and Long Island versions feature decoration specific to the 1920s and 1930s when the switchers still prototypically operated in pairs and were just beginning to run as single units. Complete with dual ElectroCouplers, the powered BB unit can even run independently in Command Control or Conventional Transformer Mode.

Matching sets of heavyweight passenger cars, complete with all-new sprung 4-wheel trucks, are available separately. See page 104.

### SET INCLUDES:

- One powered and one non-powered unit

### FEATURES:

- **TrainMaster Command Control** equipped—able to run in Command Control Mode or in Conventional Transformer Control Mode
- Powered unit can run independently in Command Control Mode or in Conventional Transformer Control Mode
- **Odyssey System** for speed control with ON/OFF switch
- **RailSounds 5.0** sound system with custom recorded effects including:
  - Multi-part **CrewTalk** dialog and **TowerCom** announcements to create realistic operating scenarios from pulling out of the yard to initiating an emergency stop
  - Adjust blower RPM independent of locomotive speed via a CAB-1 command
  - **MultiWhistle** effect simulates blasts at different air pressures, creating a realistic variety of sounds with each press of the WHISTLE button
  - Independently adjustable volume control—use your CAB-1 Remote Controller to lower the level of background effects while keeping operator-controlled effects such as the whistle at full volume
  - Many operator controlled effects including CrewTalk dialog and TowerCom announcements are accessible using only a conventional transformer
- Powerful maintenance-free motor with momentum flywheel in powered unit
- Directional lighting during both single and paired operation
- Illuminated marker and classification lights
- Die-cast metal locomotive body, frame and trucks
- Front **ElectroCoupler** on each unit for paired operation
- Powered unit includes front and rear **ElectroCouplers** for independent running
- Traction tires
- Separately applied metal details
- Cab window glass
- Illuminated cab interior in powered unit
- Engineer and fireman figures in powered unit
- Minimum Curve: 0-31
- Length: Pair: 15 3/8”  
Single Unit: 7 5/8”



Production drawings shown





# BB CLASS ELECTRIC LOCOMOTIVES

(6-15554) Pennsylvania Heavyweight 3-Pack \$369.99



(6-15558) Pennsylvania Heavyweight Add-on Coach \$129.99



(6-15564) Long Island Heavyweight 3-Pack \$369.99



(6-15568) Long Island Heavyweight Add-on Coach \$129.99





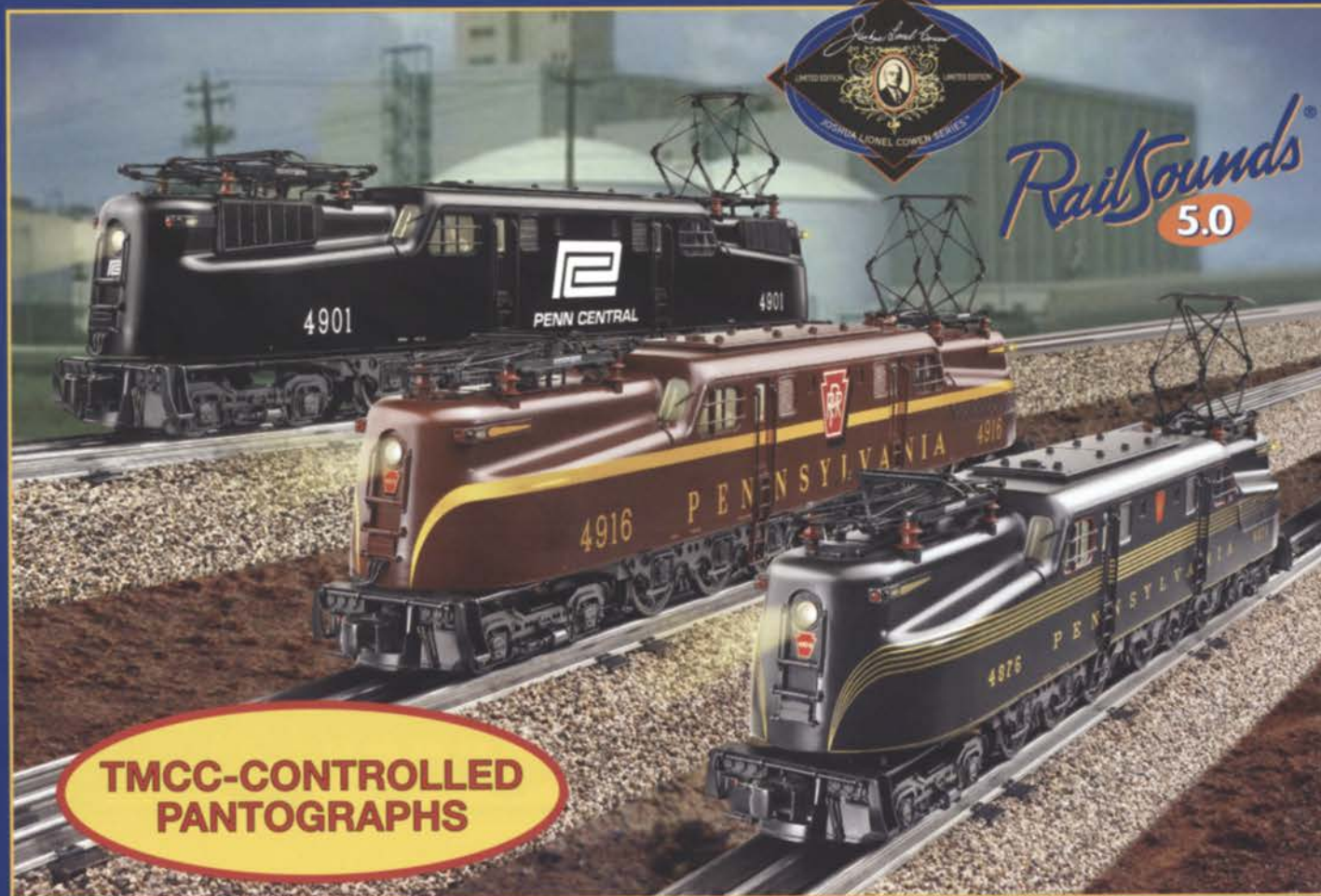
## GG1 Electric Locomotives

Built to the highest level of detail with groundbreaking features, the Joshua Lionel Cowen Series provides painstakingly accurate models of historically important locomotives. The longest running mainline locomotive ever, the GG1 electric, served from the 1930s into the 1980s, outliving even its parent Pennsylvania Railroad. With its streamlined form refined by famed industrial designer Raymond Loewy, the GG1 became a timeless masterpiece, still looking as modern today as at its production debut in 1935.


True to the prototype, each scale-sized Joshua Lionel Cowen Series GG1 was designed from actual Pennsylvania or Penn Central drawings and diagrams. Each model features separately applied detail parts such as opening doors and accurate builder's plates. Penn Central #4901 even includes distinctive Farr air filters.

Primarily passenger power, even those GG1's pressed into part-time freight service kept their steam heat generators. To simulate prototypical operation, press a button on the CAB-1 Remote Controller and watch a plume of smoke erupt from the blow-off stack. Other first-time features debut in this latest top-of-the-line offering. Intricate metal pantographs deploy and retract automatically according to direction, with new RailSounds 5.0 effects synchronized to each operation. For customized control, a CAB-1 command can adjust the pantograph orientation, regardless of direction. Roof-mounted switches allow the conventional operator to also achieve any pantograph configuration along with the appropriate sounds.

Complete your all-new GG1 with *The Trail Blazer* 18" Aluminum Passenger Cars.




**TMCC-CONTROLLED PANTOGRAPHS**



Removable roof panel reveals GG1 controls



Distinctive vent details with opening roof hatches, end doors and cab doors





(6-18354) Pennsylvania #4916 (Tuscan) \$899.99



**OPERATING PANTOGRAPHS!**

(6-18355) Pennsylvania #4876 (Brunswick Green) \$899.99



(6-18356) Penn Central #4901 \$899.99



(6-25423) Pennsylvania The Trail Blazer 18" Aluminum StationSounds Diner \$289.99



(6-25420) Pennsylvania The Trail Blazer 18" Aluminum Passenger Car 2-Pack \$289.99



(6-29105) Pennsylvania The Trail Blazer 18" Aluminum Passenger Car 4-Pack \$549.99

**FEATURES:**

- Produced from all-new tooling
- **TrainMaster Command Control** equipped—able to run in Command Control Mode or in Conventional Transformer Control Mode
- **Odyssey System** for speed control with ON/OFF switch
- Refined Conventional Transformer Control Mode with lower starting speeds and improved Odyssey System controls
- **ALL-NEW** Operating pantographs deploy and retract according to direction, a TMCC CAB-1 command, or with Conventional Mode roof-mounted switches
- Pantograph lock-down prevents accidental operation on layouts with low clearances
- **RailSounds 5.0** sound system with new intelligible **CrewTalk** dialog and more **TowerCom** announcements, each with different scenarios depending on whether the locomotive is in motion or stopped
- **ALL-NEW** RailSounds 5.0 effects simulate the raising and lowering of the pantographs, perfectly synchronized with each operation
- Adjust the blower RPM independent of locomotive speed via a CAB-1 command
- **MultiHorn** effect realistically varies the horn blast with each press of the button
- Independently adjustable volume control—lower the level of background effects such as the blower with the CAB-1 Remote Controller while keeping operator-controlled effects such as the horn at full volume
- Many operator-controlled effects including CrewTalk dialog and TowerCom announcements are accessible in Conventional Transformer Control Mode
- Dual FatBoy speakers for the ultimate in sound reproduction
- **ALL-NEW** Realistic steam generator blow-off—a plume of smoke erupts from the stack with a TMCC CAB-1 command
- Dual powerful maintenance-free motors with momentum flywheels
- Directional LED headlights
- **ALL-NEW** Directional marker lights illuminate on the end opposite of the active headlight
- Illuminated number boards
- Die-cast metal body and trucks
- Front and rear **ElectroCouplers**
- Traction tires
- Accurate separately applied builder's plates
- Illuminated front cab interior
- Engineer and fireman figures in front cab
- Opening side doors, end doors and roof hatches
- Removable roof panel reveals all controls for easy adjustments without having to remove the GG1 from the track
- Minimum Curve: 0-72
- Length: 20"



# TRADITIONAL DIESEL LOCOMOTIVES

## Traditional Diesel Locomotives

- ✓ Colorful paint schemes
- ✓ Minimum Curve: 0-27
- ✓ Affordable action for any Lionel train set
- ✓ Perfectly matched to Lionel Traditional Rolling Stock

**PERFECT ADDITIONS TO TRAIN SETS**

## Railroad Speeders

The motorized successor to the handcar, speeders moved track gangs to the work site and even took the railroad brass on inspection runs. At a pint-sized price, these runabouts add action to any layout or can even give chase to your favorite Lionel ready-to-run train set.

### FEATURES:

- Transformer controlled forward, neutral and reverse operation
- Directional lighting
- Powerful maintenance-free motor
- Traction tire
- Die-cast metal frame
- Separately applied metal handrails and non-operating pantograph
- Operating strobe light
- Detailed cab interior
- Interior illumination
- Two crew figures
- Length: 3 3/4"

## Rail Bonders

Powered through a long pantograph, Rail Bonders were used to join sections of rail. This compact motorized unit features an operating headlight and an illuminated interior.

### FEATURES:

- Transformer controlled forward, neutral and reverse operation
- Operating headlight
- Powerful maintenance-free motor
- Traction tire
- Die-cast metal frame
- Separately applied metal handrails and non-operating pantograph
- Detailed cab interior
- Interior illumination
- Two crew figures
- Length: 4 3/16"



**NEW!**



**NEW!**



**NEW!**



**NEW!**



See page 120

Interior details include M.o.W. tools





(6-18483) C & O Ballast Tamper \$104.99



Separately applied details

(6-18490) Union Pacific Ballast Tamper \$104.99



Realistic interior and overhead work lights

(6-28403) Pennsylvania Ballast Tamper \$104.99



Separately applied piping

**Ballast Tampers**

A crucial piece of M.o.W. equipment, this self-propelled unit includes four tampers that move up and down to keep the roadbed solid.

**FEATURES:**

- Inner tampers operate automatically with ON/OFF switch
- Outer tampers retract manually
- Powerful maintenance-free motor
- Traction tire
- Die-cast metal frame
- Detailed cab interior
- Interior illumination
- Crew figure
- Length: 5 1/2"

(6-18498) New York Central Rotary Snowplow \$209.99



**New York Central Rotary Snowplow**

With blades spinning and headlight blazing, the New York Central Rotary Snowplow is ready to work through the night keeping the mainline clear.

**FEATURES:**

- Transformer controlled forward, neutral and reverse operation
- Powerful Pullmor motor
- Operating headlight
- Operating coupler on rear of unit
- Traction tire
- Die-cast metal frame
- Spinning plow blades
- Length: 7 3/4"

**SPINNING PLOW BLADES**



Retractable side tampers



## TRADITIONAL DIESEL LOCOMOTIVES

### Pennsylvania RS-3, CSX U36B and Santa Fe GP-38 Diesel Locomotives

An affordable way to expand any O gauge diesel fleet, each of these locomotives is packed with features, including a realistic electronic diesel horn. The U36B and the GP-38 both offer the additional strength of a metal frame and handrails. The GP-38 provides heavy pulling power with dual motors and a hefty set of die-cast metal trucks.

#### FEATURES:

- Transformer controlled forward, neutral and reverse operation
- Electronic diesel horn
- Operating headlights
- Dual operating couplers
- Powerful maintenance-free motor
- Traction tires
- Interior illumination
- Engineer and fireman figures
- Length: RS-3: 14 1/2"  
U36B: 14 1/4"  
GP-38: 14 1/4"

#### U36B ADDITIONAL FEATURES:

- Metal frame and handrails

#### GP-38 ADDITIONAL FEATURES:

- Dual powerful maintenance-free motors
- Die-cast metal trucks and fuel tank
- Metal frame and handrails

(6-28851) Pennsylvania RS-3 \$84.99



See page 75

(6-28852) CSX U36B \$139.99



See page 74

**METAL FRAME  
AND  
HANDRAILS**

(6-28853) Santa Fe GP-38 \$209.99



See page 74

**DUAL  
MOTORS**

**DIE-CAST  
METAL  
TRUCKS AND  
FUEL TANK**



(6-28404) #69 Maintenance Car \$104.99



Sign flips with direction change

### #69 Maintenance Car

First servicing Lionel layouts in the 1960s, the #69 signals alternately between *DANGER* and *SAFETY FIRST*. The sign flips whenever the classic runabout changes directions.

**FEATURES:**

- Bumper controlled forward and reverse operation
- Powerful Pullmor motor
- Die-cast metal frame
- Postwar plaque and packaging
- Length: 6"

(6-18487) #56 Minneapolis & St. Louis Mine Transport \$269.99



### #56 Minneapolis & St. Louis Mine Transport

First introduced in 1958, this Postwar-era motorized unit couples classic Pullmor power with the state-of-the-art TrainMaster Command Control system. Front and rear ElectroCouplers allow easy remote control switching operations (CAB-1 Remote Controller and TMCC Command Base required).

**FEATURES:**

- TrainMaster Command Control equipped—able to run in Command Control Mode or Conventional Transformer Control Mode
- Directional lighting
- Front and rear **ElectroCouplers**
- Powerful Pullmor motor
- Traction tire
- Die-cast metal frame
- Postwar plaque and packaging
- Length: 7 1/2"

### #42 Picatinny Arsenal Switcher

First introduced in 1957, this Postwar-era switcher couples classic Pullmor power with the state-of-the-art TrainMaster Command Control system. Front and rear ElectroCouplers allow easy remote control switching operations (CAB-1 Remote Controller and TMCC Command Base required).

**FEATURES:**

- TrainMaster Command Control equipped—able to run Command Control Mode or Conventional Transformer Control Mode

- Powerful Pullmor motor
- Die-cast metal frame
- Directional lighting
- Traction tire
- Front and rear **ElectroCouplers**
- Postwar plaque and packaging
- Length: 7 1/2"

(6-28405) \$289.99



### New York Central Gang Car

This unique vehicle gets the gandy dancers to work on time. When this motorized unit strikes a bumper at the end of the line, the center figure swivels as the car changes directions.

**FEATURES:**

- Bumper controlled forward and reverse operation
- Pivoting workman figure
- Two stationary figures
- Powerful Pullmor motor
- Die-cast metal frame
- Length: 6"

(6-18485) New York Central Gang Car \$99.99





**Standard O Diesel Locomotives**

- ✓ Scale proportions
- ✓ Separately applied detail parts
- ✓ Super-detailed die-cast metal trucks
- ✓ Authentic paint schemes
- ✓ Perfectly matched to **Lionel Standard O Rolling Stock**

**Conventional Standard O Diesel Locomotives**

This new diesel collection offers the scale-size and detail of Lionel Standard O with electronics geared toward the operator who prefers traditional transformer-only operation. Each of these new locomotives appears identical to its TMCC-equipped predecessor. With a long list of features and a value-price, these new conventional diesels offer an affordable way for anyone to expand their Standard O motive power roster.

**FEATURES:**

- Transformer controlled forward, neutral and reverse operation
- Electronic diesel horn
- Directional lighting including LED headlights
- Operating ditch lights
- Operating marker lights
- Front and rear operating couplers
- Dual powerful maintenance-free motors with momentum flywheels
- **Magne-Traction** track gripping system
- Traction tires
- Fan-driven smoke unit
- Die-cast metal trucks, fuel tank and pilots
- Metal frame
- Separately applied metal details
- Illuminated number boards
- Illuminated cab interior
- Engineer and fireman figures
- Minimum Curve: 0-31
- Length: 18"

**GREAT VALUE!**



(6-28220) CSX SD-60 \$249.99





(6-28223) BNSF SD-70MAC \$249.99



(6-28222) Santa Fe Dash 9 \$249.99



## Chessie System S-4 Diesel Switcher

ALCo diesel switchers proved dependable freight yard mainstays for decades. The scale-sized S-4 switcher includes a unique dual drive train system that sends power to each truck from a single motor for maximum tractive effort. The Lionel S-4 switcher even features fixed pilots just like the prototype.

### FEATURES:

- **TrainMaster Command Control** equipped—able to run in Command Control Mode or in Conventional Transformer Control Mode
- **RailSounds** sound system with **CrewTalk** communication and **TowerCom** announcements
- **Odyssey System** for speed control with ON/OFF switch
- Directional lighting including LED headlights
- Operating marker lights
- Front and rear **ElectroCouplers**
- Powerful maintenance-free motor with momentum flywheel
- **Magne-Traction** track gripping system
- Traction tires
- Fan-driven smoke unit
- Die-cast metal trucks, fuel tank and pilots
- Metal frame
- Separately applied metal details
- Illuminated number boards
- Illuminated cab interior
- Engineer and fireman figures
- Minimum Curve: 0-31
- Length: 12 1/4"



(6-28548) Chessie System S-4 \$399.99

**NEW!**

## U33C and U30C Diesel Locomotives

The six-axle General Electric "U-Boats" were once seen hauling freight across America. Both of the scale-sized Lionel diesels are prototypically painted with readable warning and maintenance stencils. Featuring the Odyssey System for speed control and the power of dual motors, these hefty locomotives are built to handle the toughest O gauge freight consists.

### FEATURES:

- **TrainMaster Command Control** equipped—able to run in Command Control Mode or in Conventional Transformer Control Mode
- **RailSounds** sound system with **CrewTalk** communication and **TowerCom** announcements
- **Odyssey System** for speed control with ON/OFF switch
- Directional lighting including LED headlights
- Operating marker lights
- Front and rear **ElectroCouplers**
- Dual powerful maintenance-free motors with momentum flywheels
- **Magne-Traction** track gripping system
- Traction tires
- Fan-driven smoke unit
- Die-cast metal trucks, fuel tank, and pilot
- Metal frame
- Separately applied metal details
- Illuminated number boards
- Illuminated cab interior
- Engineer and fireman figures
- Minimum Curve: 0-31
- Length: 17 1/2"



See page 85



(6-28235) Great Northern U33C \$454.99

**NEW!**



See page 85



(6-28237) Reading U30C \$454.99

**NEW!**





(6-28226) Norfolk Southern SD-80MAC \$429.99

Separately applied grilles



(6-28225) Southern Pacific SD-40T-2 Tunnel Motor \$429.99

## Norfolk Southern SD-80MAC Diesel Locomotive

Massive size and massive horsepower define this modern diesel giant. The SD-80MAC includes scale details such as readable warning stencils and safety-treaded walkways. Ready for a long Standard O freight consist, this TMCC-equipped diesel is powered by dual Odyssey System controlled motors.

### FEATURES:

- **TrainMaster Command Control** equipped—able to run in Command Control Mode or in Conventional Transformer Control Mode
- **RailSounds** sound system with **CrewTalk** communication and **TowerCom** announcements
- **Odyssey System** for speed control with ON/OFF switch
- Directional lighting including LED headlights and operating marker lights
- Front and rear **ElectroCouplers**
- Dual powerful maintenance-free motors with momentum flywheels
- **Magne-Traction** track gripping system
- Traction tires
- Fan-driven smoke unit
- Die-cast metal trucks, fuel tank and pilots
- Metal frame
- Separately applied metal details
- Illuminated number boards
- Illuminated cab interior
- Opening cab windows and doors
- Engineer and fireman figures
- Minimum Curve: 0-36
- Length: 19 1/2"

## Southern Pacific SD-40T-2 Tunnel Motor

"Special Duty" workhorses, EMD SD-40-2 diesels hauled freight from one coast to the other. A modified version with distinctive, low-mounted air intakes called the SD-40T-2 was built for service in the snowsheds and tunnels of the West. This "tunnel motor" version is available in the "kodachrome" scheme of the proposed Southern Pacific Santa Fe merger. The SD-40T-2 includes unique see-through grilles as well as horn placement and headlight arrangement specific to the Southern Pacific prototype.

### FEATURES:

- **TrainMaster Command Control** equipped—able to run in Command Control Mode or in Conventional Transformer Control Mode
- **RailSounds** sound system with **CrewTalk** communication and **TowerCom** announcements
- **Odyssey System** for speed control with ON/OFF switch
- Directional lighting including LED headlights
- Operating marker lights
- Front and rear **ElectroCouplers**
- Dual powerful maintenance-free motors with momentum flywheels
- **Magne-Traction** track gripping system
- Traction tires
- Fan-driven smoke unit
- Die-cast metal trucks, fuel tank and pilots
- Metal frame
- Separately applied metal details
- Illuminated number boards
- Illuminated cab interior
- Engineer and fireman figures
- Minimum Curve: 0-31
- Length: 17 1/4"



### New York Central FA-2 A-A and Canadian National FPA-4 A-A Sets

Beginning in the mid-1940s, the FA diesel became the American Locomotive Company's top-of-the-line freighter. Upgraded with an Odyssey System ON/OFF switch and the Magne-Traction track gripping system, the Lionel FA diesels pull even harder. New for 2005, this replica of Canadian National's exclusive freight/passenger version of the FA, the FPA, joins the roster with accurately reproduced side vent details. Matching non-powered B-units are also available.

#### A-A SET INCLUDES:

- One powered and one non-powered A-unit

#### FEATURES:

- **TrainMaster Command Control** equipped—able to run in Command Control Mode or in Conventional Transformer Control Mode
- **RailSounds** sound system with **CrewTalk** communication and **TowerCom** announcements
- **Odyssey System** for speed control with ON/OFF switch
- Directional lighting including operating headlights
- Front **ElectroCoupler** on each A-unit
- Dual powerful maintenance-free motors with momentum flywheels
- **Magne-Traction** track gripping system
- Traction tires
- Fan-driven smoke unit in each A-unit
- Die-cast metal trucks, pilots, fuel tanks
- Metal frames
- Pivoting vestibules on rear
- Separately applied metal details
- Illuminated number boards
- Illuminated cab interiors
- Engineer and fireman figures
- Minimum Curve: 0-31
- Length: A-A set: 27"  
A-unit: 13 1/2"  
B-unit: 13 1/2"

(6-24544) New York Central FA-2 A-A Set \$599.99



(6-24548) Canadian National FPA-4 A-A Set \$599.99





(6-24547) New York Central FB-2 \$149.99



**New York Central FB-2**

**FEATURES:**

- Die-cast metal trucks and fuel tank
- Metal frame
- Pivoting vestibules on rear
- Minimum Curve: 0-31
- Length: 13 1/2"



Standard FA-2 roof detail



(6-24551) Canadian National FPB-4 \$149.99



**Canadian National FPB-4**

**FEATURES:**

- Die-cast metal trucks and fuel tank
- Metal frame
- Pivoting vestibules on rear
- Minimum Curve: 0-31
- Length: 13 1/2"



Exhaust stacks for steam boilers on FPA-4



Auxiliary cooling vents for steam boilers



Features prototypical of the Canadian National FPA-4



### ALCo PA A-A Diesel Locomotives

Lionel ALCo PA A-A sets come fully equipped with the Magne-Traction track gripping system and an Odyssey System ON/OFF switch. Riding on authentically detailed A1A trucks, the Lionel PA A-A locomotive sets accurately replicate the American Locomotive Company's first and most famous attempt at passenger diesel power. Each scale-sized model features many separately applied details including see-through screens, dynamic brake openings, and pivoting diaphragms on the rear doors.

The Lionel New Haven PA locomotives represent the only two units ever dressed in the pure black-white-vermilion "McGinnis" livery. On the Rio Grande, ALCo PA diesels pulled the famed streamliner, the WP-CBQ-DRGW *California Zephyr*. See Lionel Classic Trains Vol. 1 2003 for a detailed aluminum *California Zephyr* consist. Matching B-units are available separately for each set.

#### A-A SET INCLUDES:

- One powered and one non-powered unit

#### A-A SET FEATURES:

- **TrainMaster Command Control** equipped—able to run in Command Control Mode or in Conventional Transformer Control Mode
- **Odyssey System** for speed control with ON/OFF switch
- **RailSounds** sound system with **CrewTalk** communication and **TowerCom** announcements
- Directional lighting including LED headlights
- Pulsing Mars light on Rio Grande
- Front **ElectroCouplers** on each A-unit
- Dual powerful maintenance-free motors with momentum flywheels
- **Magne-Traction** track gripping system
- Traction tires
- Fan-driven smoke in both A-units
- Die-cast metal trucks, pilots and fuel tanks
- Metal frames
- Pivoting rear vestibules
- Operating radiator fans
- Opening doors
- Separately applied metal details
- Illuminated number boards
- Illuminated cab interior
- Engineer and fireman figures
- Minimum Curve: 0-31
- Length: A-A set: 34"  
PA A-unit: 17"




PULSING  
MARS LIGHT



[6-24500] Denver & Rio Grande ALCo PA A-A Set \$699.99

[6-14596] New Haven ALCo PA A-A Set \$699.99





Distinctive paint schemes and separately applied details

(6-24503) Denver & Rio Grande PB B-unit \$149.99



(6-14599) New Haven ALCo PB B-unit \$149.99



**PB B-UNIT FEATURES:**

- Die-cast metal trucks and fuel tanks
- Metal frame
- Opening doors
- Pivoting vestibules
- Minimum Curve: 0-31
- Length: 16 3/4"



Create an impressive A-B-A lash-up



(6-14588) Santa Fe F3 A-B-A Set \$899.99



(6-14592) Pennsylvania F3 A-B-A Set \$899.99



Authentic F3 freight pilot



Prototypical Pennsylvania details

(6-29105) Pennsylvania *The Trail Blazer* 18" Aluminum Passenger Car 4-Pack \$549.99



See page 108



### F3 A-B-A Diesel Locomotives

With see-through screens, pivoting end vestibules and detailed Blomberg trucks, these scale-sized models offer accurate replicas of one of the most popular diesels ever to ride the high iron. The Lionel F3 performs better than ever with an Odyssey System ON/OFF switch and the exclusive Magne-Traction track gripping system. The Lionel F3 diesels are available in a Santa Fe or Pennsylvania A-B-A set. Matching powered F3 B-units are available in each livery.

#### EACH A-B-A SET INCLUDES:

- One powered F3 A-unit, one non-powered F3 B-unit, one non-powered F3 A-unit

#### FEATURES:

- **TrainMaster Command Control** equipped—able to run in Command Control Mode or in Conventional Transformer Control Mode
- **Odyssey System** for speed control with ON/OFF switch
- **RailSounds** sound system with **CrewTalk** communication and **TowerCom** announcements
- Directional lighting including LED headlights and back-up lights
- **ElectroCouplers** on the front of each A unit and the rear of the B-unit
- Dual powerful maintenance-free motors with momentum flywheels
- **Magne-Traction** track gripping system
- Traction tires
- Fan-driven smoke unit in both the powered and non-powered A-units
- Die-cast metal trucks, pilots and fuel tanks
- Die-cast metal frames
- Separately applied metal details
- Separately applied metal handrails and screens
- Pivoting diaphragms on rear
- Opening doors
- Accurate builder's plates
- Illuminated number boards
- Illuminated cab interior
- Engineer figures
- Minimum Curve: 0-31
- Length: F3 A-B-A set: 39"  
F3 A-unit: 13"  
F3 B-unit: 13"

#### EACH F3 POWERED B-UNIT FEATURES:

- **TrainMaster Command Control** equipped—able to run in Command Control Mode or in Conventional Transformer Control Mode
- **Odyssey System** for speed control with ON/OFF switch
- Dual powerful maintenance-free motors with momentum flywheels
- **Magne-Traction** track gripping system
- Traction tires
- Directional lighting with operating back-up light
- **ElectroCoupler** on rear
- Die-cast metal trucks and fuel tank
- Opening doors
- Pivoting diaphragms
- Minimum Curve: 0-31
- Length: 13"

(6-24562) Santa Fe F3 Powered B-unit \$299.99



(6-24563) Pennsylvania F3 Powered B-unit \$299.99





## F3 A-B-A Diesel Locomotives

New for 2005, the popular Lionel F3 diesel locomotive comes decorated in the Union Pacific and Erie Lackawanna paint schemes. These sets are equipped with an Odyssey System ON/OFF switch and the exclusive Magne-Traction track gripping system. Matching powered F3 B-units are available in each livery.

### EACH A-B-A SET INCLUDES:

- One powered F3 A-unit, one non-powered F3 B-unit, one non-powered F3 A-unit

### FEATURES:

- **TrainMaster Command Control** equipped—able to run in Command Control Mode or in Conventional Transformer Control Mode
- **Odyssey System** for speed control with ON/OFF switch
- **RailSounds** sound system with **CrewTalk** communication and **TowerCom** announcements
- Directional lighting including LED headlights and back-up lights
- **ElectroCouplers** on the front of each A-unit and the rear of the B-unit
- Dual powerful maintenance-free motors with momentum flywheels
- **Magne-Traction** track gripping system
- Traction tires
- Fan-driven smoke unit in both the powered and non-powered A-units
- Die-cast metal trucks, pilots and fuel tanks
- Die-cast metal frames
- Separately applied metal details
- Separately applied metal handrails and screens
- Pivoting diaphragms on rear
- Opening doors
- Accurate builder's plates
- Lighted number boards
- Illuminated cab interior
- Engineer and fireman figures
- Minimum Curve: 0-31"
- Length: F3 A-B-A set: 39"  
F3 A-unit: 13"  
F3 B-unit: 13"

(6-25433) Union Pacific City of Denver 18" Aluminum Passenger Car 4-Pack \$549.99



See page 106

(6-24552) Union Pacific F3 A-B-A Set \$899.99



(6-24534) Erie Lackawanna F3 A-B-A Set \$899.99





**EACH F-3 POWERED B-UNIT FEATURES:**

- **TrainMaster Command Control** equipped—able to run in Command Control Mode or in Conventional Transformer Control Mode
- **Odyssey System** for speed control with ON/OFF switch
- Dual powerful maintenance-free motors with momentum flywheels
- **Magne-Traction** track gripping system
- Traction tires
- Directional lighting with operating back-up light
- **ElectroCoupler** on rear
- Die-cast metal trucks and fuel tank
- Opening doors
- Pivoting diaphragms
- Minimum Curve: 0-31
- Length: 13"

**NEW!**

(6-24538) Erie Lackawanna F3 Powered B-unit \$299.99



**NEW!**

(6-24556) Union Pacific F3 Powered B-unit \$299.99





## TRADITIONAL FREIGHT CARS

### Traditional Freight Cars

- ✓ Operating couplers—uncouple cars automatically with a remote-control or uncoupling track section
- ✓ Colorful paint schemes
- ✓ Officially licensed cars
- ✓ Collectible series
- ✓ Perfect additions to Lionel train sets
- ✓ Perfectly sized to match **Lionel Traditional Locomotives**
- ✓ Minimum Curve: O-27 (Except where noted)

#### ADDITIONAL FEATURES:

- Metal handrails, platform, and ladders on tank cars
- Opening doors on boxcars and reefer
- Two removable canisters on gondola
- Length: Boxcars: 10 1/2"  
Hopper: 9 1/2"  
Ore Car: 7"  
Auto Carrier: 13"  
Flatcar: 11"  
Gondola: 10 1/4"  
Tank Cars: 10"  
Reefer: 11"  
Hi-Cube Boxcar: 11 1/4"  
Caboose: 7 1/4"  
Work Caboose: 8 3/4"

(6-15017) CSX Waffle-sided Boxcar \$26.99



**NEW!**

(6-26085) New York Central 2-tier Auto Carrier \$26.99



**NEW!**

(6-16482) Norfolk Southern Hopper \$26.99



**NEW!**

(6-26086) Alaska Flatcar with Bulkheads \$26.99



**NEW!**

(6-16489) BNSF Ore Car \$26.99



**NEW!**

(6-26087) Rock Island Gondola with Canisters \$26.99



**NEW!**



# TRADITIONAL FREIGHT CARS

(6-26167) New Haven Single-Dome Tank Car \$26.99



(6-36294) Union Pacific Hi-Cube Boxcar \$26.99



(6-26168) Conrail 3-Dome Tank Car \$26.99



(6-36295) Canadian National Boxcar \$26.99



(6-26169) Santa Fe Wood-sided Reefer \$26.99



(6-36526) Pennsylvania Work Caboose \$26.99





## TRADITIONAL FREIGHT CARS

### Center Cupola Caboosees

#### ADDITIONAL FEATURES:

- Die-cast metal trucks and operating couplers
- Interior illumination
- Length: 7 1/4"

(6-36534) New York Central Caboose \$39.99



(6-36535) Lionel Lines Caboose \$39.99



(6-36536) Southern Caboose \$39.99



### Work Caboosees

#### ADDITIONAL

#### FEATURES:

- Die-cast metal trucks and operating couplers
- Interior illumination
- 5-piece presents load included in North Pole Central work caboose
- 8-piece Halloween load included in Transylvania work caboose
- Length: 8 3/4"

(6-36548) Transylvania Railroad Work Caboose \$44.99



(6-36528) Chesapeake & Ohio Work Caboose \$39.99



(6-36527) Santa Fe Work Caboose \$39.99





(6-36529) North Pole Central Work Caboose with Presents \$44.99



(6-36530) Pennsylvania Caboose \$47.99



(6-36547) Bethlehem Steel Transfer Caboose \$39.99



**Bethlehem Steel Transfer Caboose**

**ADDITIONAL FEATURES:**

- Die-cast metal trucks and operating couplers
- Interior illumination
- Length: 8 3/4"

(6-36532) Southern Pacific Caboose \$47.99



(6-36531) Erie Caboose \$47.99



**Off-set Cupola Cabooses**

**ADDITIONAL FEATURES:**

- Die-cast metal trucks and operating couplers
- Interior illumination
- Metal frame, ladders, toolboxes and smokestack
- Length: 7 1/4"

(6-36533) Reading Caboose \$47.99





# TRADITIONAL FREIGHT CARS

## Single-Dome Tank Cars

### ADDITIONAL FEATURES:

- Die-cast metal sprung trucks and operating couplers
- Metal handrails, platform and ladders
- Length: 10"

## Reefers

### ADDITIONAL FEATURES:

- Die-cast metal sprung trucks and operating couplers
- Sliding metal door reveals control panel
- Opening doors
- Length: 11 1/4"





(6-26301) UPS® Flatcar with Airplane \$52.99 \*\*\*

**NEW!**



**Flatcars with Loads**

**ADDITIONAL FEATURES:**

- Die-cast metal sprung trucks and operating couplers
- Removable tractor trailer on Elvis flatcar
- Removable airplane on UPS flatcar
- Die-cast metal frame and metal handrails on flatcars with milk containers
- Length: 11" (Elvis Flatcar)  
11" (UPS Flatcar)  
9" (flatcars with milk containers)

(6-39425) Hood's Flatcar with Milk Container \$54.99



**DIE-CAST METAL FRAMES**

(6-39426) Nestlé® Nesquik® Flatcar with Milk Container \$54.99 \*\*

**DIE-CAST METAL FRAMES**



(6-26091) Elvis Flatcar with Tractor and Trailer \$57.99 \*\*\*\*



**NEW!**

Includes die-cast metal semi with opening hood



**Las Vegas Mint Car**

**ADDITIONAL FEATURES:**

- Die-cast metal sprung trucks and operating couplers
- Metal frame
- Length: 10 1/4"

(6-29607) Las Vegas Mint Car \$57.99



**NEW!**

\* ©2005 The Pillsbury Company. Pillsbury and the Doughboy™ character are registered trademarks of The Pillsbury Company, Minneapolis, MN 55426. All rights reserved.

\*\* Nestlé and Nesquik® are trademarks of Société des Produits Nestlé S.A., Vevey, Switzerland and are used with permission.

\*\*\* UPS, the UPS shield, and the color brown are trademarks of United Parcel Service of America, Inc. used under license.

\*\*\*\* © EPE, Reg. U.S. Pat. & TM. OFF.



## TRADITIONAL FREIGHT CARS

### POSTWAR CELEBRATION SERIES

#### #3460 Lionel Lines Flatcar with Piggyback Trailers

##### ADDITIONAL FEATURES:

- Die-cast metal sprung trucks
- Metal superstructure
- Ribbed trailer bodies
- Separately applied metal nameplates
- Postwar plaque and packaging
- Length: 11"



(6-39423) #3460 Lionel Lines Flatcar with Piggyback Trailers \$44.99



### ARCHIVE COLLECTION #6464 BOXCAR 3-PACKS

##### ADDITIONAL FEATURES:

- Die-cast metal sprung trucks
- Opening door frames
- Metal frames
- Length 10 1/2" each

#### #6464 Boxcar 3-Pack #2 includes:

#6464-725 Detroit & Mackinac, #6464 Norfolk Southern and #6464 Louisville & Nashville

#### #6464 Boxcar 3-Pack #3 includes:

#6464-475 Maine Central, #6464-700 Pacific Fruit Express, and #6464 Burlington

### ARCHIVE COLLECTION

Each piece of rolling stock in this series represents an idea that once reached the design phase, but never left the drawing board . . . until now!

#### #6315 Celanese Single-Dome Tank Car

##### ADDITIONAL FEATURES:

- Die-cast metal sprung trucks
- Metal handrails, platform and ladders
- Length: 10"

#### #6516 Santa Fe Bay Window Caboose

##### ADDITIONAL FEATURES:

- Die-cast metal trucks
- Underbody details
- Interior illumination
- Flashing rear end light
- Metal frame
- Length: 10 1/4"

(6-29602) #6315 Celanese Single-Dome Tank Car \$44.99



(6-29711) #6516 Santa Fe Bay Window Caboose \$59.99



Flashing end light



Archive Collection



# Archive Collection

(6-39253) #6464 Boxcar 3-Pack #2 \$119.99



**NEW!**



(6-39267) #6464 Boxcar 3-Pack #3 \$119.99



## STANDARD O FREIGHT CARS

### Standard O Freight Cars

- ✓ Die-cast metal sprung trucks for improved tracking, especially through switches
- ✓ Operating couplers—uncouple cars automatically with a remote-control or uncoupling track section
- ✓ Scale proportions
- ✓ Super-detailed with many separately applied metal parts
- ✓ Prototypical paint schemes
- ✓ Minimum Curve: O-31 (Except where noted)
- ✓ Perfectly sized to match **Lionel Standard O Locomotives**

### PS-5 Gondolas

#### ADDITIONAL FEATURES:

- Removable 3-section cover with metal catwalk and handles
- Opening access hatch
- Opening drop ends
- Hidden uncoupling tabs
- Separately applied metal underframe details
- Length: 14 1/2"

### PS-4 Flatcars

#### ADDITIONAL FEATURES:

- Hidden uncoupling tabs
- Rotating bearing caps on UP and WP
- Real wood deck
- Die-cast metal body
- Twenty removable die-cast metal stakes
- Two removable metal chains
- Separately applied metal underframe details
- Recommended Minimum Curve: O-36
- Length: 14 3/4"



Opening drop ends



Removeable cover with opening access hatch



[6-17471] Burlington PS-5 Gondola with Covers \$52.99




[6-17472] New Haven PS-5 Gondola with Covers \$52.99





Real wood deck with laser-etched detailing



Die-cast metal body




(6-17577) Baltimore & Ohio PS-4 Flatcar \$52.99




(6-27510) Western Pacific PS-4 Flatcar \$52.99

ROTATING BEARING CAPS

NEW!




(6-17579) Milwaukee Road PS-4 Flatcar \$52.99



(6-27511) P&LE PS-4 Flatcar \$52.99

NEW!



(6-17580) Union Pacific PS-4 Flatcar \$52.99

ROTATING BEARING CAPS



(6-27512) Reading PS-4 Flatcar \$52.99

NEW!



# STANDARD O FREIGHT CARS

## Steel-sided Refrigerator Cars

### ADDITIONAL FEATURES:

- Hidden uncoupling tabs
- Separately applied metal underframe details
- Opening roof hatches (with props)
- Opening doors
- Length: 11 1/2"



Opening roof hatches and side doors

## General American Milk Cars

### ADDITIONAL FEATURES:

- Hidden uncoupling tabs
- Die-cast metal sprung buffers
- Separately applied metal underframe details
- Removable roof
- Plated interior milk tanks and piping
- Opening doors
- Length: 11 1/2"

**NEW!**

(6-17380) Pacific Fruit Express Silver \$59.99



(6-11876) Pacific Fruit Express Silver 3-Pack \$129.99

**A \$180 VALUE!**



Road number(s):

(6-17380) = 45698

(6-11876) = 45699, 45700, 45701

**BUY BOTH  
3-PACKS AND  
SAVE \$100**

Road number(s):

(6-17397) = 47767

(6-11872) = 47761, 47762, 47763

(6-11874) = 47764, 47765, 47766

**NEW!**

(6-17397) Pacific Fruit Express Orange/Tuscan \$59.99



(6-11872) Pacific Fruit Express Orange/Tuscan #1 3-Pack \$129.99

**A \$180 VALUE!**



(6-11874) Pacific Fruit Express Orange/Tuscan #2 3-Pack \$129.99

**A \$180 VALUE!**



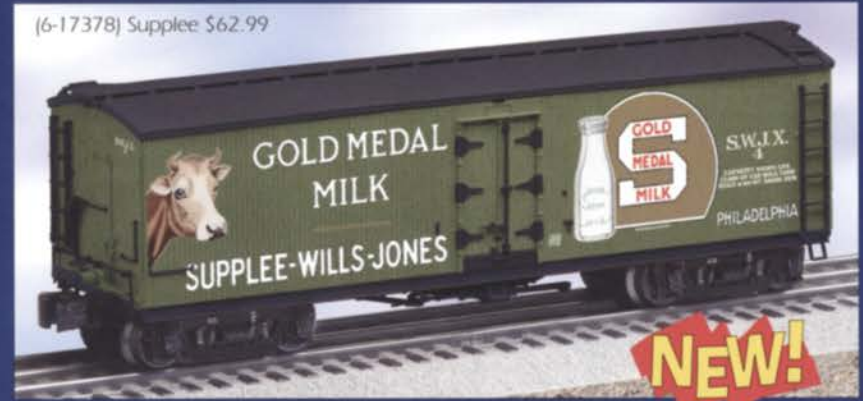


(6-17377) American Railway Express \$62.99



**NEW!**

(6-17378) Supplee \$62.99



**NEW!**

**NEW!**

(6-17379) Northern Pacific \$59.99



(6-11875) Northern Pacific 3-Pack \$129.99

**A \$180 VALUE!**



**NEW!**

Road number(s):

(6-17379) = 91353

(6-11875) = 91354, 91355, 91356

**SAVE \$50!**

**NEW!**

(6-17381) NorthWestern \$59.99



(6-11877) NorthWestern 3-Pack \$129.99

**A \$180 VALUE!**



**NEW!**

Road number(s):

(6-17381) = 751

(6-11877) = 752, 753, 754

**BUY 3-PACK AND SAVE \$50**



## STANDARD O FREIGHT CARS

### PS-1 Boxcars

#### ADDITIONAL FEATURES:

- Hidden uncoupling tabs
- Separately applied metal underframe details
- Includes box load
- Opening doors
- Length: 11 1/4"

### A.A.R. Standard Double-door Boxcars

#### ADDITIONAL FEATURES:

- Hidden uncoupling tabs
- Rotating bearing caps on trucks of Rio Grande
- Separately applied metal underframe details
- Auto frame load
- Opening doors
- Length: 14"



PS-1 includes detailed box load



Double-door boxcar includes auto frame load



(6-27210) Pennsylvania PS-1 Boxcar \$59.99



(6-27211) Missouri-Kansas-Texas PS-1 Boxcar \$59.99



(6-27203) New York Central Double-door Boxcar \$62.99



(6-27204) Grand Trunk Western Double-door Boxcar \$62.99






Metal brake gear



Separately applied metal underframe details



(6-27212) Rutland PS-1 Boxcar \$59.99



(6-27205) Denver & Rio Grande Western Double-door Boxcar \$62.99

ROTATING BEARING CAPS


Extended Vision Caboosees

ADDITIONAL FEATURES:

- Hidden uncoupling tabs
- Rotating bearing caps
- Separately applied metal underframe details
- Smoke unit with ON/OFF control
- Train crew figures
- Detailed and painted interior
- Interior illumination
- Exterior end lights
- Opening doors
- Length 10 1/4"



(6-17672) Great Northern \$84.99



(6-17674) Reading \$84.99



## STANDARD O FREIGHT CARS

### Cylindrical Hoppers

#### ADDITIONAL FEATURES:

- Hidden uncoupling tabs
- Rotating bearing caps
- Opening roof hatches
- Available in three road numbers
- Length: Single car: 13 3/4"  
2-Pack: 27 1/2"

(6-27113) Government of Canada Cylindrical Hopper #605415 \$59.99



(6-11866) Government of Canada Cylindrical Hopper 2-Pack #605416 and #605417 \$119.99

**ROTATING  
BEARING  
CAPS**

**SEE THE  
GRAIN TRAIN  
ON PAGE 26**

(6-27114) Canadian National Cylindrical Hopper #369260 \$59.99



(6-11867) Government of Canada Cylindrical Hopper 2-Pack #369261 and #369262 \$119.99

### 3-Bay ACF Hoppers

#### ADDITIONAL FEATURES:

- Hidden uncoupling tabs
- Rotating bearing caps
- Extruded aluminum body
- Opening roof hatches on DM&IR
- Die-cast metal ends
- Length: 11 1/4"

**EXTRUDED  
ALUMINUM  
BODIES**

**ROTATING  
BEARING  
CAPS**



(6-27115) Delaware & Hudson 3-Bay ACF Hopper \$64.99



**NEW!**

(6-27116) New York Central 3-Bay ACF Hopper \$64.99



**NEW!**

(6-27117) Duluth Missabe & Iron Range 3-Bay ACF Hopper \$64.99



**NEW!**

**OPENING HATCHES**

(6-27118) Western Pacific 3-Bay ACF Hopper \$64.99



**NEW!**



# STANDARD O FREIGHT CARS

## PS-4 Flatcars with Piggyback Trailers

### ADDITIONAL FEATURES:

- All-new bridge plates, side rails and removable wheel chocks
- All-new adjustable hitches on the flatcar deck
- Hidden uncoupling tabs
- Real wood deck
- Die-cast metal flatcar body
- Separately applied metal underframe details
- Includes two all-new trailers with opening doors
- Adjustable landing gear wheels on the trailers
- Ribbed sides on the Pennsylvania trailers
- Smooth sides on the Great Northern, Southern Pacific, and REA trailers
- Available in three road numbers
- 2-Pack includes two sequentially numbered flatcars and four sequentially numbered trailers
- Recommended Minimum Curve: 0-36
- Length: Single Car: 14 3/4"  
2-Pack: 29 1/2"

Trailers feature opening doors



(6-17582) Pennsylvania #49617 \$79.99

(6-11858) Pennsylvania 2-Pack #469618 and #469619 \$159.99



(6-17583) Great Northern #60207 \$79.99

(6-11859) Great Northern 2-Pack #60208 and #60209 \$159.99



(6-17584) Southern Pacific #563220 \$79.99

(6-11860) Southern Pacific 2-Pack #53221 and #53222 \$159.99



(6-17585) Chesapeake & Ohio #81000 \$79.99

(6-11861) Chesapeake & Ohio 2-Pack #81001 and #81002 \$159.99





**All-Purpose Husky Stack®**

**ADDITIONAL FEATURES:**

- All-new design
- Hidden uncoupling tabs and rotating bearing caps on trucks
- Die-cast metal body
- Includes two all-new intermodal containers featuring opening doors

- Available in three road numbers
- 2-Pack includes two sequentially numbered cars and four sequentially numbered containers
- Length: Single Car: 16 3/8"  
2-Pack: 32 3/4"



Etched metal walkways

(6-17586) Burlington Northern #63322 \$79.99

(6-11868) Burlington Northern 2-Pack #63323 and #63324 \$159.99



(6-17587) Southern Pacific #513915 \$79.99

(6-11869) Southern Pacific 2-Pack #513916 and #513917 \$159.99



(6-17588) CSX #620350 \$79.99

(6-11870) CSX 2-Pack #620351 and #620352 \$159.99



(6-17589) TTX Trailer Train #456249 \$79.99

(6-11871) TTX Trailer Train 2-Pack #456250 and #456251 \$159.99





# STANDARD O FREIGHT CARS

## Slag and Hot Metal Car 3-Packs

Staples of steel mill service, the slag car hauls red-hot waste by-product to the slag pit while the hot metal cars transport molten steel between refining processes. Each of these die-cast metal models includes a realistic flickering load.

### ADDITIONAL FEATURES:

- Hidden uncoupling tabs
- Flickering slag or hot metal load
- Manually rotating slag bucket or hot metal drum
- Die-cast metal frame and slag bucket or hot metal drum
- Length: Single Slag Car: 7 1/4"  
Slag Car 3-Pack: 21 3/4"  
Single Hot Metal Car: 11 1/4"  
Hot Metal Car 3-Pack: 33 3/4"

**ALL  
DIE-CAST  
METAL  
BODIES**

**NEW!**



(6-39428) Bethlehem Steel Slag Car #4 \$59.99

**NEW!**



(6-39429) Bethlehem Steel Hot Metal Car #8 \$69.99

**NEW!**



(6-39430) Youngstown Sheet & Tube Slag Car #7 \$59.99

**NEW!**



(6-39431) Youngstown Sheet & Tube Hot Metal Car #11 \$69.99



Flickering slag load



Flickering hot metal load



Rotating bucket



Separately applied  
metal parts



Fully equalized  
die-cast metal  
sprung trucks



Rotating drum





(6-29465) U. S. Steel Slag Car 3-Pack \$159.99



(6-29469) U. S. Steel Hot Metal Car 3-Pack \$189.99



(6-39411) Jones & Laughlin Hot Metal Car 3-Pack \$189.99





## Operating Cars

- ✓ Lights, sound, action
- ✓ Die-cast metal trucks and operating couplers (except page 92)
- ✓ Classic reissues
- ✓ All-new innovative designs
- ✓ Perfect additions to Lionel train sets
- ✓ Minimum Curve: O-27 (except where noted)

(6-26810) New York Central Searchlight Car \$32.99

**NEW!**



## New York Central Searchlight Car

### ADDITIONAL FEATURES:

- Illuminated searchlight
- Manually adjustable light position
- Length: 11"

## Lionel Lines Derrick Car

### ADDITIONAL FEATURES:

- Movable boom
- Operating winch
- Length: 11"

(6-26813) Lionel Lines Derrick Car \$32.99

**NEW!**



(6-26811) Pennsylvania Coal Dump Car \$32.99

**NEW!**



## Pennsylvania Coal Dump Car

### ADDITIONAL FEATURES:

- Dumps coal at the touch of a button (Remote control track section required)
- Includes coal load and unloading bin
- Length: 11"

## Santa Fe Log Dump Car

### ADDITIONAL FEATURES:

- Dumps logs at the touch of a button (Remote control track section required)
- Includes log load and unloading bin
- Length: 10"

(6-26812) Santa Fe Log Dump Car \$32.99

**NEW!**





**NEW!**



(6-26814) New York Central Walking Brakeman Car \$62.99

**PLAYS  
"I'VE BEEN  
WORKIN' ON THE  
RAILROAD"**



**NEW!**



(6-26815) Pennsylvania "Workin' on the Railroad" Boxcar \$62.99

**New York Central  
Walking Brakeman Car**

**ADDITIONAL FEATURES:**

- Brakeman figure moves back and forth along roofwalk, via track power
- Powerful maintenance-free motor with ON/OFF switch
- Metal frame
- Length: 10 1/2"

**Pennsylvania  
"Workin' on the  
Railroad" Boxcar**

**ADDITIONAL FEATURES:**

- Plays "I've been Working on the Railroad" on harmonica (nine-volt battery required, not included)
- ON/OFF switch
- Opening doors
- Hand-painted hobo figure
- Length: 10 1/2"

**NEW!**




(6-26834) Pacific Fruit Express Ice Car \$62.99



See page 126

**REALISTIC  
WHISTLE**

**NEW!**



(6-29822) #773W New York Central Tender with Whistle \$62.99

**Pacific Fruit Express  
Ice Car**

**ADDITIONAL FEATURES:**

- Ice is loaded through the roof by the Icing Station
- Sprung trucks
- Metal frame
- Twelve ice blocks
- Length: 10 1/2"

**#773W New York  
Central Tender with  
Whistle**

**ADDITIONAL FEATURES:**

- Metal frame
- Operating whistle
- Postwar Celebration Series plaque and packaging
- Length: 9 1/4"





# OPERATING CARS

## Archive Collection Operating Boxcars

### ADDITIONAL FEATURES:

- On Pillsbury® boxcar, door opens and figure tosses a flour sack out of the boxcar
- On UPS® boxcar, door opens and figure with package moves forward
- Remote Control Track section required
- Sprung trucks
- Metal frame
- Length: 10 1/2"

\* ©2005 The Pillsbury Company. Pillsbury and the Doughboy™ character are registered trademarks of The Pillsbury Company, Minneapolis, MN 55426. All rights reserved.

\*\* UPS, the UPS shield, and the color brown are trademarks of United Parcel Service of America, Inc. used under license.

(6-26806) Archive Collection Pillsbury® Operating Boxcar \$59.99 \*



Door opens and figure tosses flour sack

## Tornado Chaser Radar Tracking Car

### ADDITIONAL FEATURES:

- Antenna rotates via track power
- Illuminated radar screen
- Length: 10 1/2"

## Penguin Transport Aquarium Car

### ADDITIONAL FEATURES:

- Powerful maintenance-free motor with ON/OFF switch
- Interior illumination
- Metal frame
- Length: 10 1/2"

(6-26820) Penguin Transport Aquarium Car \$69.99



Colorful graphics

**NEW!**

(6-26827) Archive Collection UPS® Operating Boxcar \$62.99 \*\*




Door opens and figure emerges

**NEW!**

Conceptual figure shown

(6-26828) Tornado Chaser Radar Tracking Car \$62.99



Illuminated radar screen

**NEW!**






(6-36291) Simpsons Boxcar \$49.99



(6-26801) Jumping Bart Boxcar \$64.99



(6-26802) Simpsons Animated Gondola \$64.99



MATT GROENING

OPERATING CARS

Simpsons Boxcar

ADDITIONAL FEATURES:

- Sprung trucks
- Opening doors
- Custom Simpsons packaging
- Length: 10 1/2"



Jumping Bart Boxcar

ADDITIONAL FEATURES:

- Bart travels alongside of the boxcar and jumps inside when he reaches Homer
- Sprung trucks
- Opening doors
- Custom Simpsons packaging
- Length: 10 1/2"

Simpsons Animated Gondola

ADDITIONAL FEATURES:

- Figures move around the gondola while the train is in motion
- Custom Simpsons packaging
- Length: 10 1/4"



THE SIMPSONS TM & © 2005 20TH CENTURY FOX FILM CORP. ALL RIGHTS RESERVED.



## OPERATING CARS

### Northern Pacific Moe & Joe Lumber Flatcar

#### ADDITIONAL FEATURES:

- Moe & Joe figures unload boards at the touch of a button
- Remote Control Track section required
- Real wood load
- Metal unloading superstructure
- Includes unloading bin
- Length: 11"

**NEW!**

(6-26821) Northern Pacific Moe & Joe Flatcar \$74.99



Unloading bin included



### Animated Caboosees

#### ADDITIONAL FEATURES:

- Holding an illuminated lantern, the hand-painted brakeman figure moves smoothly back and forth on the platform
- Operates via track power
- Santa Fe includes ON/OFF switch
- Powerful maintenance-free motor
- Interior illumination
- Metal frame, ladders, toolboxes and smokestack
- Length: 7 1/4"

(6-36729) Lionel Lines Animated Caboose \$74.99



**LIGHTED LANTERN**



The conductor signals the engineer

(6-36775) Santa Fe Animated Caboose \$74.99



**LIGHTED LANTERN**

**NEW ON/OFF SWITCH**

**NEW!**




Figure moves back and forth



(6-29806) Weyerhaeuser Log Dump Car \$74.99

**REMOTE CONTROL DUMPING ACTION**



Logs and bin included



(6-29807) Duluth, Missabe & Iron Range Coal Dump Car \$74.99

**REMOTE CONTROL DUMPING ACTION**



Coal and bin included



(6-19898) Nestlé® Nesquik® Operating Milk Car \$129.99 \*



Nesquik® Bunny unloads milk cans

**Weyerhaeuser Log Dump Car**

**ADDITIONAL FEATURES:**

- Dump logs at the touch of a button
- Remote Control Track section required
- Includes coal load and unloading bin
- Die-cast metal frame and metal dumping frame
- Length: 9"

**NEW!**

**Duluth, Missabe & Iron Range Coal Dump Car**

**ADDITIONAL FEATURES:**

- Dump coal at the touch of a button
- Remote Control Track section required
- Includes coal load and unloading bin
- Die-cast metal frame and metal dumping frame
- Length: 9 1/2"

**NEW!**

**Nestlé® Nesquik® Operating Milk Car \***

**ADDITIONAL FEATURES:**

- Nestlé® Nesquik® Bunny unloads cans onto the platform at the touch of a button
- Remote Control Track section required
- Seven milk cans and bunny figure
- Metal platform
- Length: 11 1/2"

\*Nestlé and Nesquik are trademarks of Société des Produits Nestlé S.A., Vevey, Switzerland and are used with permission.



## TrainSounds Rolling Stock

Bring the mournful whistle of a steamer or the rumbling of a powerful diesel to any Lionel train set or traditional locomotive. Featuring an all-new digitally recorded sound system, TrainSounds rolling stock is available in both steam and diesel versions. Since these new cars run on track power with a conventional transformer, batteries and command control are not required. Push your whistle/horn button and you will even hear different "Stand by" or "Clear for departure" messages.

### FEATURES:

- TrainSounds sound system with bell, squealing brakes and operator-controlled multi-part crew dialog
- Steam version includes steam chuffing and steam whistle
- Diesel version includes diesel engine revving and air horn
- Volume control and ON/OFF switch
- Conventional transformer control
- Die-cast metal trucks and operating couplers
- Metal frame
- Length: 10 1/2"

**ADD  
GREAT SOUNDS  
TO ANY  
TRAIN SET!**

(6-36789) Railbox Boxcar with Diesel TrainSounds \$104.99



(6-26816) REA Boxcar with Steam TrainSounds \$104.99



**NEW!**

(6-26817) Alaska Boxcar with Diesel TrainSounds \$104.99



**NEW!**

## Halloween Boxcar with SpookySounds

Was that a witch cackling 'round the bend, or the moan of some lost soul? Listen for all of the scariest sounds of the spookiest season. Push the whistle/horn or bell button and hear the werewolf howl or a piercing scream. Create your own ghastly express by adding the SpookySounds Boxcar to your Transylvania Lines 4-4-0 and other Halloween rolling stock.

### FEATURES:

- SpookySounds including a cackling witch, thunder and lightning, a black cat, heartbeat, evil laugh, howling wind and ghastly moans
- Operator-controlled werewolf howl and screams
- Volume control and ON/OFF switch
- Conventional transformer control
- Die-cast metal trucks and operating couplers
- Metal frame
- Length: 10 1/2"

## M.o.W. Track Cleaning Car

Keep your O gauge mainline spotless with routine maintenance-of-way runs. Pull the track cleaning car behind any O gauge locomotive. Its hefty die-cast metal frame and rotating cleaning sponges get the job done. The first sponge scrubs the track with cleaning fluid, while the second dry sponge soaks up the excess.

### FEATURES:

- Large track cleaning fluid reservoir with ON/OFF flow switch
- Two rotating, replaceable sponges
- Die-cast metal frame and operating couplers
- Metal handrails
- Length: 9"





**NEW!**

(6-26836) Halloween Boxcar with SpookySounds \$104.99



See page 38



See page 74



**NEW!**

(6-26835) M.o.W. Track Cleaning Car \$139.99

**Hot Box Reefers**

When a wheel bearing overheats it causes the brakeman's nightmare known as a "hot box". These new cars allow you to recreate this red hot situation. The scenario begins with an irregular sound and a whiff of smoke. Crew dialog keeps you on top of the situation with reports such as "Something's burning!" and "We've got a blazer!" Smoke, lights and screeching intensify until you, the engineer, initiate an emergency stop to let your crew "Cool that spindle."

**FEATURES:**

- Flickering lights, smoke, screeching and crew dialog of a "hot box" emergency
- ON/OFF switch
- Operates on both Command Control and Conventional layouts
- Die-cast metal trucks and operating couplers
- Metal frame
- Length: 10 1/2"



Smoke and flickering lights

(6-29812) Santa Fe Hot Box Reefer \$139.99



**NEW!**

(6-29811) Merchant's Dispatch Transit Hot Box Reefer \$139.99



**NEW!**



**Boom Cars with Crane Sounds**

Add even more remote control realism to your TMCC crane with these all-new matching boom cars. Sound effects operate in synch with the action of your crane. Turn the cab and hear the engine effort level increase. Raise the hook and hear the winch engage. All cars even include crane crew dialog.

**ADDITIONAL FEATURES:**


- Realistic sound effects including steam engine chuffing, whistle, couplers and crew dialog
- Conrail and Union Pacific include diesel engine revving and air horn
- Die-cast metal trucks and operating couplers
- Die-cast metal flatcar
- Wood flatcar deck
- Metal underframe details
- Minimum Curve: 0-31
- Length: 11 1/4

**REALISTIC  
CRANE  
SOUNDS**


[6-29814] Pennsylvania Boom Car with Crane Sounds \$209.99




[6-29815] New York Central Boom Car with Crane Sounds \$209.99




[6-29813] Santa Fe Boom Car with Crane Sounds \$209.99



[6-29816] M.o.W. Boom Car with Crane Sounds \$209.99







**TrainMaster Command Control Crane Cars**

These operating cars bring a new level of action to Command Control railroading. Pull the car into position and run M.o.W. operations anywhere on your layout. Offering full remote control and now available with matching boom cars (Sold separately), there's no better time to get into the TrainMaster Command Control system.

**ADDITIONAL FEATURES:**

- TrainMaster Command Control operation including 360 degree cab rotation, up and down action of the boom, independent control of the main and auxiliary hooks, independent control of the front and rear work lights, and deployment of all six outriggers
- TMCC Cab-1 Remote Controller and TMCC Command Base required
- Four powerful, maintenance-free motors
- Die-cast metal 6-wheel sprung trucks
- Front and rear **ElectroCouplers**
- Die-cast metal body, frame and boom
- Operating front and rear work lights
- Opening cab doors
- 12 outrigger supports included for use on traditional O gauge, O-27 or FasTrack track
- Minimum Curve: 0-31
- Length: 10 3/4"

(6-29817) Union Pacific Boom Car with Crane Sounds \$209.99

**NEW!**



**NEW!**

(6-29818) Conrail Boom Car with Crane Sounds \$209.99

**NEW!**



**NEW!**

(6-29804) Union Pacific Command Control Crane Car \$319.99



**NEW!**

(6-29805) Conrail Command Control Crane Car \$319.99



**NEW!**



## TRADITIONAL PASSENGER CARS

### Traditional Passenger Cars

- ✓ Operating couplers—uncouple cars automatically with a remote-control or uncoupling track section
- ✓ Realistic interior illumination
- ✓ Minimum Curve: 0-27
- ✓ Perfectly sized to match Lionel Traditional Locomotives

### Lionel Lines Passenger Cars

These colorful cars offer an affordable way to create your own Lionel Limited. See the Lionel Lines 4-4-2 steam locomotive on page 38.

#### LIONEL LINES 3-PACK INCLUDES:

- Combination car, coach, observation car

#### LIONEL LINES 2-PACK INCLUDES:

- Vista dome car, diner

#### ADDITIONAL FEATURES:

- Passenger silhouettes
- Length: 3-Pack: 35 1/4"  
2-Pack: 23 1/2"  
Single Car: 11 3/4"



(6-25114) Lionel Lines Passenger Car 3-Pack \$119.99

DIE-CAST  
METAL  
TRUCKS



(6-25106) Pennsylvania Madison Car 4-Pack \$209.99

DIE-CAST  
METAL  
TRUCKS



(6-25121) Southern Streamliner 4-Pack \$209.99



**Pennsylvania Madison Cars and Southern Streamliners**

Whether the classic Pullman styling of the Madison cars or the sleek art deco-inspired streamliners, both versions provide an easy way to add passenger service to any O gauge layout. Each set includes cars with die-cast metal trucks and illuminated interiors.

**PENNSYLVANIA MADISON CAR 4-PACK INCLUDES:**

- Combination car, two coaches, observation car

**PENNSYLVANIA MADISON CAR 2-PACK INCLUDES:**

- Baggage car, diner

**SOUTHERN STREAMLINER 4-PACK INCLUDES:**

- Baggage car, coach, vista dome car, observation car

**SOUTHERN STREAMLINER 2-PACK INCLUDES:**

- Diner, coach

**MADISON CAR AND STREAMLINER ADDITIONAL FEATURES:**

- Die-cast metal trucks and operating couplers
- Authentically detailed interiors
- Flexible diaphragms between cars
- Opening doors

- Length: Madison Car 4-Pack: 52"  
 Madison Car 2-Pack: 26"  
 Single Madison Car: 13"  
 Streamliner 4-Pack: 53"  
 Streamliner 2-Pack: 26 1/2"  
 Single Streamliner: 13 1/4"


**NEW!**



(6-25118) Lionel Lines Passenger Car 2-Pack \$79.99

**DIE-CAST METAL TRUCKS**


**NEW!**



(6-25111) Pennsylvania Madison Car 2-Pack \$119.99

**DIE-CAST METAL TRUCKS**

**NEW!**



(6-25126) Southern Streamliner 2-Pack \$119.99



## STANDARD O PASSENGER CARS

### Standard O Passenger Cars

- ✓ Die-cast metal sprung trucks for improved tracking, especially through switches
- ✓ Super-detailed with many separately applied parts
- ✓ Detailed interior floor plans with hand-painted figures
- ✓ Realistic interior and exterior lighting
- ✓ Perfectly sized to match **Lionel Standard O Locomotives**

### HEAVYWEIGHT CAR FEATURES:

- Die-cast metal sprung trucks and operating couplers with hidden uncoupling tab
- Flexible diaphragms between cars
- Opening doors
- Metal frame
- Authentically detailed and painted interior
- Overhead interior lighting with ON/OFF switch
- Passenger and train crew figures
- Illuminated marker lights and drumhead on Santa Fe observation car
- Length: 4-Pack: 76"  
3-Pack: 57"  
2-Pack: 38"  
Single car: 19"

### Santa Fe *The Chief* Heavyweight Passenger Cars

Pulled behind your Lionel Santa Fe 4-8-4 Northern offered in the Lionel 2004 Train Catalog Volume 2, these detailed cars bring one of the most famous trains of the West to O gauge.

#### 4-PACK INCLUDES:

- Heavyweight combination car, two heavyweight sleepers, heavyweight observation car

#### 2-PACK INCLUDES:

- Heavyweight baggage car, heavyweight sleeper

#### DINER INCLUDES:

- StationSounds sound system

#### STATIONSOUNDS SOUND SYSTEM FEATURES:

- Accessible with either the TrainMaster Command Control system or a conventional transformer

- Custom recordings featuring multiple characters allow you to recreate an entire rail journey from departure to arrival at your final destination
- Arrival/departure announcements, dining reservation calls and other en route dialog
- "Clickety-clack" of the cars as they roll down the rails



(6-15554) Pennsylvania Heavyweight 3-Pack \$369.99



(6-15559) Pennsylvania-Reading Seashore Heavyweight 3-Pack \$369.99



(6-15564) Long Island Heavyweight 3-Pack \$369.99



Illuminated marker lights and drumhead



Sprung trucks with metal safety chains

(6-15545) Santa Fe *The Chief* StationSounds Diner \$269.99



(6-15526) Santa Fe *The Chief* Heavyweight Passenger Car 4-Pack \$449.99







(6-15558) Pennsylvania Heavyweight Add-on Coach \$129.99

**Heavyweight Commuter Cars**

Pulled behind a BB class electric or E6 4-4-2 steamer, these cars model the workhorse passenger service of the Pennsylvania Railroad and its subsidiaries. Each car includes newly designed 4-wheel sprung trucks.

**3-PACK INCLUDES:**

- Three heavyweight coaches



(6-15563) Pennsylvania-Reading Seashore Heavyweight Add-on Coach \$129.99

**NEW  
4-WHEEL  
TRUCKS!**



(6-15568) Long Island Heavyweight Add-on Coach \$129.99

(6-15542) Santa Fe *The Chief* Heavyweight Passenger Car 2-Pack \$229.99





## STANDARD O PASSENGER CARS

### 18" Aluminum Passenger Cars

The finest aluminum passenger cars in O gauge are now available in a longer 18" length. Whether behind your favorite Lionel F3 diesel or the unmistakable Norfolk & Western J Class, these consists hold true to some of the streamlined era's most famous trains. Add-on 2-Packs and StationSounds diners are available for each set.

#### NORFOLK & WESTERN 4-PACK INCLUDES:

- Combination baggage/chair car, two coaches, observation car

#### NORFOLK & WESTERN 2-PACK INCLUDES:

- Two coaches

#### UNION PACIFIC 4-PACK INCLUDES:

- Combination baggage/dorm/lounge car, two coaches, observation car

#### UNION PACIFIC 2-PACK INCLUDES:

- Baggage car, coach

#### DINERS INCLUDE:

- StationSounds sound system

#### FEATURES:

- Die-cast metal sprung trucks and operating couplers with hidden uncoupling tab
- 18" extruded aluminum body
- Operating end vestibules with flexible diaphragms
- Separately applied windows with painted frames
- Separately applied roof vents and grab handles
- Separately applied metal underframe details
- Opening doors
- Metal frame
- Authentically detailed and painted interior
- Overhead interior lighting with ON/OFF switch
- Passenger and train crew figures
- Illuminated marker lights and end light on observation car
- Illuminated drumhead on observation car

#### STATIONSOUNDS SOUND SYSTEM FEATURES:

- Accessible with either TrainMaster Command Control or a conventional transformer
- Custom recordings featuring multiple characters allow you to recreate an entire rail journey from departure to arrival at your final destination
- Arrival/departure announcements, dining reservation calls and other en route dialog
- "Clickety-clack" of the cars as they roll down the rails
- Minimum Curve: 0-54
- Length: 4-Pack: 76"  
2-Pack: 38"  
Single car: 19"

SEE PAGE 70!



(6-25441) Union Pacific City of Denver 18" Aluminum StationSounds Diner \$289.99



(6-25433) Union Pacific City of Denver 18" Aluminum Passenger Car 4-Pack \$549.99

SEE PAGE 48!



(6-29190) Norfolk & Western Powhatan Arrow 18" Aluminum StationSounds Diner \$289.99



(6-29182) Norfolk & Western Powhatan Arrow 18" Aluminum Passenger Car 4-Pack \$549.99





(6-25438) Union Pacific City of Denver 18" Aluminum Passenger Car 2-Pack \$289.99



(6-29187) Norfolk & Western Powhatan Arrow 18" Aluminum Passenger Car 2-Pack \$289.99





## STANDARD O PASSENGER CARS

### EACH 4-PACK INCLUDES:

- Combination baggage/coach, two coaches, observation car

### EACH 2-PACK INCLUDES:

- Two coaches

### EACH DINER INCLUDES:

- StationSounds sound system

### FEATURES:

- Die-cast metal sprung trucks and operating couplers with hidden uncoupling tab
- 18" extruded aluminum body
- Operating end vestibules with flexible diaphragms
- Separately applied windows with painted frames
- Separately applied roof vents and grab handles
- Separately applied metal underframe details
- Opening doors
- Metal frame
- Authentically detailed and painted interior
- Overhead interior lighting with ON/OFF switch
- Passenger and train crew figures
- Illuminated marker lights and end light on observation car
- Illuminated drumhead on observation car

### STATIONSOUNDS SOUND SYSTEM

#### FEATURES:

- Accessible with either TrainMaster Command Control or a conventional transformer
- Custom recordings featuring multiple characters allow you to recreate an entire rail journey from departure to arrival at your final destination
- Arrival/departure announcements, dining reservation calls and other en route dialog
- "Clickety-clack" of the cars as they roll down the rails

- Minimum Curve: 0-54
- Length: 4-Pack: 76"  
2-Pack: 38"  
Single car: 19"

**NEW  
18" CARS!**



End vestibules with opening doors



Die-cast metal sprung trucks



Metal vents and grab handles



(6-25419) Southern Pacific *Daylight* 18" Aluminum StationSounds Diner \$289.99



(6-29115) Southern Pacific *Daylight* 18" Aluminum Passenger Car 4-Pack \$549.99



(6-25423) Pennsylvania *The Trail Blazer* 18" Aluminum StationSounds Diner \$289.99



(6-29105) Pennsylvania *The Trail Blazer* 18" Aluminum Passenger Car 4-Pack \$549.99





(6-25416) Southern Pacific Daylight 18" Aluminum Passenger Car 2-Pack \$289.99

**MATCHES  
SOUTHERN  
PACIFIC  
GS-2**



(6-25420) Pennsylvania The Trail Blazer 18" Aluminum Passenger Car 2-Pack \$289.99

**MATCHES  
PRR GG1 AND  
S1 DUPLEX**





# STANDARD O PASSENGER CARS

## 18" Aluminum Passenger Car Add-on Sets

Each of these 2-Packs and StationSounds Diners offers the perfect complement to their corresponding sets offered in the Lionel 2004 Train Catalog Volume 2.

### FLORIDA EAST COAST AND BALTIMORE & OHIO 2-PACKS INCLUDE:

- Two coaches

### SANTA FE 2-PACK INCLUDES:

- Baggage car, coach

### DINER INCLUDES:

- StationSounds sound system

### FEATURES:

- Die-cast metal sprung trucks and operating couplers with hidden uncoupling tab
- 18" extruded aluminum body
- Operating end vestibules with flexible diaphragms
- Separately applied windows with painted frames
- Separately applied roof vents and grab handles
- Separately applied metal underframe details
- Opening doors
- Metal frame
- Authentically detailed and painted interior
- Overhead interior lighting with ON/OFF switch
- Passenger and train crew figures

### STATIONSOUNDS SOUND SYSTEM

#### FEATURES:

- Accessible with either TrainMaster Command Control or a conventional transformer
- Custom recordings featuring multiple characters allow you to recreate an entire rail journey from departure to arrival at your final destination
- Arrival/departure announcements, dining reservation calls and other en route dialog
- "Clickety-clack" of the cars as they roll down the rails

- Minimum Curve: 0-54
- Length: 4-Pack: 76"  
2-Pack: 38"  
Single car: 19"

**NEW  
18" CARS!**



End vestibules with opening doors



Die-cast metal sprung trucks




Metal vents and grab handles



(6-25407) Florida East Coast *The Champion* 18" Aluminum StationSounds Diner \$289.99



(6-25415) Baltimore & Ohio *The Columbian* 18" Aluminum StationSounds Diner \$289.99



(6-25411) Santa Fe *El Capitan* 18" Aluminum StationSounds Diner \$289.99





(6-25404) Florida East Coast *The Champion* 18" Aluminum Passenger Car 2-Pack \$289.99



(6-25412) Baltimore & Ohio *The Columbian* 18" Aluminum Passenger Car 2-Pack \$289.99



(6-25408) Santa Fe *El Capitan* 18" Aluminum Passenger Car 2-Pack \$289.99



**American Flyer**

- ✓ S gauge
- ✓ Classic A.C. Gilbert reissues
- ✓ All-new innovative designs

# AMERICAN FLYER

**NEW!**

**Pennsylvania ALCo PA Passenger Set**

The power of the Pennsy comes to life on S gauge rails with this new American Flyer set. A pair of powerful ALCo diesels leads a long streamlined, silver and tuscan consist. Each locomotive includes die-cast metal trucks with improved mountings for better fit and performance. Add a matching 2-Pack and ALCo PA B-unit for an even more impressive streamliner. Controlled with a standard American Flyer transformer, the ALCo PA B-unit provides the added realism of the RailSounds sound system.

**SET INCLUDES:**

- One ALCo powered A-unit, one ALCo PA non-powered A-unit, combination car, coach, vista dome coach, observation car

**2-PACK INCLUDES:**

- Baggage car, diner

**ALCO PA B-UNIT INCLUDES:**

- RailSounds sound system with bell, horn, diesel engine revving and crew announcement

**LOCOMOTIVE FEATURES:**

- Transformer controlled forward, neutral and reverse operation
- Realistic electronic horn
- Dual powerful maintenance-free motors in powered A-unit
- Operating headlight in powered A-unit
- Die-cast metal trucks with improved mountings
- Metal frame
- Traction tires
- Illuminated cab interior in both A-units

**PASSENGER CAR FEATURES:**

- Die-cast metal trucks
- Metal frame
- Interior illumination
- Passenger silhouettes
- Length: Set: 78"

2-Pack: 26 1/2"  
B-unit: 12"



{6-49614} Pennsylvania ALCo PA Passenger Set \$679.99






**NEW!**



(6-48139) Pennsylvania ALCo PA B-unit with RailSounds \$159.99



**NEW!**

(6-48975) Pennsylvania Passenger Car 2-Pack \$129.99






**Bay Window Caboose**

**FEATURES:**

- NEW body and ribbed roof
- Interior illumination
- Die-cast metal trucks
- Metal frame
- Length: 7 1/4"



**Duluth, Missabe & Iron Range Extended Vision Caboose**

**FEATURES:**

- Interior illumination
- Die-cast metal trucks
- Length: 7"

# AMERICAN FLYER



All-new 6-wheel trucks

**SD-9 Diesel Locomotives**

New for 2005, the tough SD-9 road switcher joins the American Flyer diesel roster. First built by General Motors' ElectroMotive Division in the early fifties, 471 SD-9 diesels would serve on branch lines across the country. Each of these new American Flyer locomotives include sturdy die-cast metal trucks.


**FEATURES:**

- NEW die-cast metal 6-wheel trucks
- Die-cast metal frame
- Transformer controlled forward, neutral and reverse operation
- Powerful maintenance-free motor
- Interior illumination
- Traction tires
- Length: 10 3/4"

Concept model shown



Concept model shown







(6-48041) Union Pacific USRA Light Mikado \$629.99



(6-48042) Southern USRA Light Mikado \$629.99

### USRA Light Mikado Steam Locomotives

The American Flyer Mikado steamers are back for 2005 in two new distinctive liveries—the western workhorse Union Pacific and the distinguished green of famed Southern #4501. Each of these scale-sized S gauge steamers offer the latest high performance features. Most RailSounds 5.0 effects are even available with only a conventional transformer. Add a TMCC Command Base and a CAB-1 Remote Controller to unlock all of the available features. A simple one-wire hook-up to most AC transformers will have you on your way to true walk-around, remote control railroading. Matching cabooses are available separately.

#### FEATURES:

- **TrainMaster Command Control** equipped—able to run in Command Control Mode or in Conventional Transformer Control Mode with most American Flyer and Lionel transformers
- **RailSounds 5.0** sound system with custom recorded effects including:
  - Multi-part **CrewTalk** dialog and **TowerCom** announcements to create realistic operating scenarios from pulling out of the yard to initiating an emergency stop
  - Realistic operator-controlled effects, including the water injector, activated by the CAB-1 Remote Controller
  - **DynaChuff** synchronized chuffing that shifts through 15 levels of intensity as the locomotive gains speed
  - Simulate the locomotive running light or battling against a heavy load by manually adjusting the DynaChuff intensity level with CAB-1 commands
  - **MultiWhistle** effect simulates blows at different steam pressures, long and short attacks, and even extra quilling with each press of the whistle button
  - Independently adjustable volume control—use your CAB-1 Remote Controller to lower the level of background effects such as chuffing while keeping operator-controlled effects such as the whistle at full volume
  - Many operator-controlled effects including CrewTalk dialog and TowerCom announcements are accessible using only a conventional transformer
- Powerful maintenance-free motor with momentum flywheel
- **Wireless Tether** connection between locomotive and tender
- Directional lighting with operating headlight and back-up light on rear of tender
- Illuminated classification lights on front of locomotive
- Die-cast metal locomotive body, frame, pilot and trucks
- Traction tires
- Operating smoke unit
- Separately applied metal details
- Accurate separately applied builder's plates
- Illuminated cab interior
- Engineer and fireman figures
- Die-cast metal tender body and trucks
- Length: 15 1/2"



# AMERICAN FLYER

## Santa Fe Boxcar

### ADDITIONAL FEATURES:

- Die-cast metal trucks
- Metal frame
- Opening doors
- Length: 8 3/8"



(6-48358) Santa Fe Boxcar \$52.99

## Baltimore & Ohio Flatcar with Girder

### ADDITIONAL FEATURES:

- Die-cast metal trucks
- Die-cast metal girder
- Length: 8 3/8"



(6-48540) Baltimore & Ohio Flatcar with Girder \$52.99

## Delaware & Hudson Gondola with Pipe Load

### ADDITIONAL FEATURES:

- Die-cast metal trucks
- Pipe load
- Length: 8 3/4"



(6-48541) Delaware & Hudson Gondola with Pipe Load \$52.99

## Duluth, Missabe & Iron Range Hopper

### ADDITIONAL FEATURES:

- Die-cast metal trucks
- Removable ore load
- Length: 7 3/8"



(6-48628) Duluth, Missabe & Iron Range Hopper \$52.99



**Flatcars with Piggyback Trailers**

**ADDITIONAL FEATURES:**

- Die-cast metal trucks
- Two removable trailers
- Length: 8 3/8"

**Protex 3-Dome Tank Car**

**ADDITIONAL FEATURES:**

- Die-cast metal trucks
- Metal handrails
- Length: 7 5/8"

**Pillsbury® Single-Dome Tank Car \***

**ADDITIONAL FEATURES:**

- Die-cast metal trucks
- Metal handrails and ladders
- Length: 7 5/8"

\* ©2005 The Pillsbury Company. Pillsbury and the Doughboy™ character are registered trademarks of The Pillsbury Company, Minneapolis, MN 55426. All rights reserved.

\*\* UPS, the UPS shield, and the color brown are trademarks of United Parcel Service of America, Inc. used under license.



**NEW!**

(6-48539) REA Flatcar with Piggyback Trailers \$52.99



**NEW!**

(6-48418) Protex 3-Dome Tank Car \$52.99



**NEW!**

(6-48542) UPS® Flatcar with Piggyback Trailers \$57.99 \*\*



**NEW!**

(6-48417) Pillsbury® Single-Dome Tank Car \$57.99



**Union Pacific Boom Car**

**ADDITIONAL FEATURES:**

- Die-cast metal trucks
- Matching crane car sold separately
- Length: 8 3/8"



(6-48732) Union Pacific Boom Car \$52.99

**Union Pacific Crane Car**

**ADDITIONAL FEATURES:**

- Die-cast metal 6-wheel trucks
- Die-cast metal frame, hook, block, jack stand and winding wheels
- Manually rotating cab
- Manually operating boom and block
- Matching boom car sold separately
- Length: 8 3/8"



(6-49021) Union Pacific Crane Car \$74.99

**Pennsylvania Coal Dump Car**

**ADDITIONAL FEATURES:**

- First-time reissue
- Operating contactor and dumping bin included
- Coal load included
- Length: 7 7/16"



(6-49024) Pennsylvania Coal Dump Car \$74.99

**Maintenance of Way Searchlight Car**

**ADDITIONAL FEATURES:**

- Illuminated searchlight
- Die-cast metal 6-wheel trucks
- Die-cast metal body
- Length: 10"



(6-49022) M.o.W. Searchlight Car \$74.99

**New York Central Walking Brakeman Car**

**ADDITIONAL FEATURES:**

- Brakeman moves smoothly back and forth along roofwalk via track power
- Maintenance-free motor
- Metal frame
- Length: 8 3/8"



(6-49023) New York Central Walking Brakeman Car \$74.99

AMERICAN FLYER



**NEW!**



**#770 Loading Platform and Car**

First produced in 1950, the #770 Loading Platform and Car is ready for action on your S gauge layout. Watch as the attendant slides the packages down the ramp and into the car. At the press of a button, the packages are unloaded onto the platform.

**BOXCAR FEATURES:**

- Opening doors
- Unloading mechanism
- Trainman figure
- Length: 8 1/2"

**PLATFORM FEATURES:**

- Metal construction
- Attendant figure
- Four packages
- Dimensions: 8 1/4" x 6 7/8" x 3 3/4"

(6-49824) #770 Loading Platform and Car \$149.99



Packages slide down the ramp



Worker unloads packages onto the platform



## OPERATING ACCESSORIES

### Station Platform

#### FEATURES:

- Easy to assemble
- Dimensions: 12" x 3 3/8" x 5"

(6-24190) \$13.99

### Illuminated Station Platform

#### FEATURES:

- Includes two frosted light bulbs
- Dimensions: 12" x 3 3/8" x 5"

(6-24159) \$29.99

### Amtrak Shelter

A common sight to contemporary train travelers, this utilitarian structure became Amtrak's solution to the expensive, traditional passenger stations that it had inherited from various railroads.

#### FEATURES:

- Interior lighting
- Two figures
- Dimensions: 5" x 2 1/2" x 2"

(6-34102) \$24.99



Detailed interior  
with figures

### Speeder Shed

This realistically weathered structure was designed to fit over the track at the end of your spur. The swinging doors open wide enough to accommodate a Lionel Railroad Speeder (Sold separately).

#### FEATURES:

- Two opening doors
- Lighted interior
- Weathered finish
- Compatible with all Lionel track systems
- Dimensions: 5" x 4 1/2" x 5 1/8"

(6-34163) \$29.99



See page 56

**NEW!**





**Oil Pump**

Based on the “nodding donkey” style pump working oil fields across the country, this new accessory features the smooth bobbing action of the real thing. Add two or three oil pumps to model this common industrial scene.

**FEATURES:**

- Pump moves up and down
- Dimensions: 2 3/4" x 4 3/4" x 4"

(6-34162) \$49.99

**#462 Derrick Platform**

Load and unload the mysterious radioactive containers with the interactive #462 Derrick Platform. This Postwar accessory was first released in the 1961 Lionel Catalog. One hand crank raises and lowers the boom, a second moves the derrick assembly across the platform and a third raises and lowers the hook.

**FEATURES:**

- Two containers
- Movable derrick
- Dimensions: 8 1/2" x 11" x 1 3/4"

(6-24173) \$59.99

**Burning Switch Tower**

There's an emergency in Lioneville and you will have to act quickly to save the day! The switch tower is on fire and there is little time to waste. Watch as the occupants scurry to escape and douse the flames. Up on the balcony a man is waving for help, while up and down the stairs runs his friend with a water bucket trying to quell the raging inferno. With your help, all will be fine.

**FEATURES:**

- Figure descends on the stairs
- Figure emerges from the building
- Operating smoke unit with fluid included
- Flickering interior illumination
- Dimensions: 6 1/2" x 5" x 7 3/4"


(6-14201) \$69.99

**NEW!**



Gondola not included





**DOGS CHASE POSTMAN**



Rover wins!

### Rover's Revenge

Watch the hounded letter carrier as he keeps three of man's supposed best friends at bay.

#### FEATURES:

- Three dogs chase the letter carrier around the tree
- Hand-painted figures
- Mailbox functions as ON/OFF switch
- Dimensions: 4 1/2" x 4 1/2" high

(6-24170) \$69.99


### Operating Lumberjacks

Working by hand, these lumberjacks push and pull the saw back and forth through the log. This compact operating accessory can fit on just about any layout.

#### FEATURES:

- Two animated lumberjack figures operate a two-man saw
- Dimensions: 4 1/2" diameter x 3" high

(6-34192) \$59.99



**FIGURES SAW BACK AND FORTH**

### Summer Vacation

This family is enjoying its wilderness vacation in their classic station wagon and camper. Warm memories come to life with a flickering campfire and interior lighting in the camper.

#### FEATURES:

- Flickering LEDs simulate the campfire
- Interior illumination in the camper
- Four hand-painted figures
- ON/OFF switch
- Dimensions: 10 1/2" x 8 1/2" x 3"

(6-24164) \$79.99



Four detailed figures

**FLICKERING CAMPFIRE**







Six separate animations

**Track Gang**

Working hard to keep the track in good condition, these gandy dancers just won't quit. Six animated figures use a jackhammer, illuminated welding torch, shovels and pry bars.

**FEATURES:**

- Six separate animations
- Eight hand-painted figures
- Flickering LED simulates a welder's torch
- Dimensions: 8" x 2 1/2"

(6-24105) \$89.99




**Scrap Yard**

This tired diesel locomotive has reached the end of the line. These busy workers are scrapping the locomotive. Watch the workers lift away the seat, remove the number board, and cut through the side.

**FEATURES:**

- Four animations
- Seven hand-painted figures
- Flickering LED simulates a welder's torch
- Dimensions: 8 1/4" x 7 1/2" 3 1/4"


(6-34144) \$99.99



Four separate animations including glowing torch







Rear view of building

### Train Orders Building

As engineers pass the Train Orders Building, they keep an eye on the signal arms. When the arms are raised, they know to reach for their orders, which are passed up to the cab on the end of a pole. Passing trains automatically trigger the action of the signal arms and the figure.

#### FEATURES:

- Passing trains automatically cause the figure to emerge from the structure and the signal arms to raise
- Building with illuminated interior
- Industrial lamppost illuminates the platform
- 153C Contactor included
- Compatible with the 1531R Controller or Insulated Track Section
- Dimensions: 6 1/2" x 6 1/2" x 6 1/2"

{6-14166} \$69.99



Detailed interior



Operating signal



**Hobo Depot**

While this abandoned freight station has seen better days, these tired hobos have found shelter, a warm fire, and some good company. Detailed inside and out, this accessory even includes a flickering fire in the pot belly stove.

**FEATURES:**

- Six hand-painted hobo figures
- Puffing smoke unit
- Illuminated lantern
- Flickering fire light in potbelly stove
- Dimensions: 8" x 4 1/2" x 5 1/4"

[6-34191] \$69.99



**Illuminated lantern**



**Flickering stove**



**Hobo Tower**

Never underestimate the resourcefulness of a hobo. Even an abandoned water tower becomes a luxury resort and swimming pool. This operating accessory is beautifully decorated and detailed in the same spirit as the Lionel Hobo Campfire and Lionel Hobo Depot. The Hobo Tower features six hand-painted hobo figures, including two lounging in their water tank swimming pool. Others sit by the flickering campfire listening to the melancholy harmonica of a tramp troubadour.

**FEATURES:**

- Six hand-painted hobo figures and one hand-painted dog figure
- Flickering campfire
- Harmonica music
- Separate ON/OFF switches for both sound and flickering campfire
- Volume control for sound
- Dimensions: 8" x 8" x 12"

[6-24104] \$69.99

**PLAYS  
"BEAUTIFUL  
DREAMER"**



**FLICKERING  
CAMPFIRE**



## OPERATING ACCESSORIES

### Icing Station

Keeping perishable freight cool was a tough job before the days of mechanical refrigeration. Watch as the figure loads the icing station with blocks of ice to be sent down the chute. Position the ice car at the platform, and load it up.

#### FEATURES:

- Ice is loaded into the house, then sent down the chute
- Includes one operating ice car
- Metal base
- 10 ice cubes
- Dimensions: 11" x 4" x 8"

(6-24174) \$99.99

NEW FIGURE

SEE THE  
PFE ICE CAR  
ON PAGE 93

Ice car included



ART ice car included





**#38 Water Tower**

Push the button on the remote control, and the waterspout lowers, ready to "empty" its contents. Inside the tower, you see the water level lowering.

**FEATURES:**

- Water level inside tower appears to lower when button on controller is pushed and spout lowers
- Die-cast metal base
- Dimensions: 6" x 6" x 10 1/8"

(6-14202) \$139.99



**UPS® Package Station\***

Watch as the figure loads the freight station with packages to be sent down the chute. Position the car at the platform, and load it up.

**FEATURES:**

- Packages are loaded into the building, then sent down the chute
- Includes one operating boxcar
- Metal base
- 10 packages
- Dimensions: 11" x 4" x 8"

(6-34194) \$119.99

\* UPS, the UPS shield, and the color brown are trademarks of United Parcel Service of America, Inc. used under license.

Package Station includes one operating boxcar





### Big Bay Lighthouse

The Big Bay Lighthouse stands guard with a rotating beacon. This all-new design even includes a detailed lighthouse keeper figure and lifeboat. Realistic sounds of the surf, gulls and foghorn bring the seashore to life on any layout.

**FEATURES:**


- Rotating beacon
- Two buildings with illuminated interiors
- Realistic seashore sounds with volume control
- Foghorn sounds with the push of a button
- Five trees
- Hand-painted pewter figure
- Detailed lifeboat
- Dimensions: 7 1/2" x 11" x 13 1/4"

(6-24119) \$169.99

**REALISTIC  
SOUND**



Other view of lighthouse



Hand-painted  
details



**NEW!****U. S. Steel Gantry Crane**

The U. S. Steel Gantry Crane features traditional controller operations. A Lionel favorite, this interactive accessory allows you to rotate the cab, raise and lower the hook and boom, and activate the magnet.

**FEATURES:**

- Rotate the cab, operate the magnet, and raise and lower winch using the controller
- Die-cast metal platform
- Conventional remote controller
- Dimensions: 13" x 5" x 5 1/8"

(6-14209) \$179.99

Cars not included



## OPERATING ACCESSORIES

### Ring Toss Midway Game

Desperate to get a ring around the neck of a bottle, this gallant gentleman is ready to play until his girlfriend is rewarded with a prize.

#### FEATURES:

- Three hand-painted figures
- Interior illumination
- Dimensions: 4" x 2" x 3"

{6-34158} \$19.99

### Camel Race Midway Game

Step right up and try your luck! The carnival attendant watches the couple aim for the holes to propel their camel to victory.

#### FEATURES:

- Three hand-painted figures
- Interior illumination
- Dimensions: 4" x 2" x 3"

{6-34159} \$19.99

### Carousel

With bold decoration, the celebrated Lionel Carousel is always a favorite on the midway! Watch as the detailed horses and figures travel around the carousel, going up and down to the beat of authentic carnival calliope music.

#### FEATURES:

- Floor rotates and horses go up and down as they travel around the carousel
- Interior illumination
- Illumination on carousel top
- Calliope music
- Twelve painted horses
- Nine children figures
- Dimensions: Base 9 3/4" diameter

{6-34190} \$299.99

Production drawings shown









## HISTORIC LAYOUT SERIES

Introduced in 2003, the Historic Layout Series has quickly become a favorite of Lionel collectors and operators alike. Featuring unique, animated accessories from some of the country's most recognized and beloved train layout attractions, these fun products let you replicate parts of your favorite layouts. From small to large, and whimsical to prototypical, the accessories within the Historic Layout Series help bring your own layout to life.

The initial offerings in the series are found on the famous Miniature Village & Railroad of the Carnegie Science Center in Pittsburgh, Pennsylvania. What began on Christmas Eve in 1920 by founder Charles Bowdish, has turned into the Science Center's main attraction. Featuring a Lionel-only layout, the Miniature Railroad & Village features over 100 original mechanized details. Some of our favorites are offered on pages 132-133.

We continue the series with animations from Pennsylvania-Dutch inspired Choo Choo Barn Traintown, U.S.A. Sparked by the purchase of a Lionel Scout Set after the end of World War II by George Groff for his son, the Choo Choo Barn is a fine replication of Lancaster County, Pennsylvania in miniature. The 1700 square-foot layout features over 150 one-of-a-kind animated figures and vehicles with 22 operating trains. Choo-Choo Barn offerings featured on pages 134-135 work perfectly for any layout, and in conjunction with Lionelville products.



These realistic animations are just some of the more than one hundred original mechanized details waiting to be discovered on Carnegie Science Center's Miniature Railroad & Village, Pittsburgh Pennsylvania.

Discover more at: [www.MinorityRailroad.org](http://www.MinorityRailroad.org) or call the Carnegie Science Center at 412.237.3400 for information on the operational schedule for the one and only Miniature Railroad & Village exhibition!

### Tire Swing

Remember whiling away the hours on a warm summer day, kicking your feet up into the clouds on your favorite tire swing? You're awaiting your next big adventure—or mom to call you in to dinner, whichever comes first!

#### FEATURES:

- Figure swings back and forth
- Realistic foliage
- Dimensions: 6" x 8 1/2" tall

(6-24168) \$69.99



**TIRE SWINGS  
BACK AND FORTH**



**NEW!**


### The Reading Room

Quiet moments with a good read are timeless. Here, in an era before indoor plumbing, our multi-tasking fella enjoys the solitude of nature and a new catalog!

#### FEATURES:

- Door opens and figure raises his newspaper
- Dimensions: 6" diameter

(6-34150) \$69.99



**REAL  
BELL  
SOUND**

### Test O' Strength

Step right up and test your strength! Watch as the figure swings the hammer, launching the weight towards the top of the tower. Listen for the weight to hit the bell.

#### FEATURES:

- Animated figure strikes the board
- Chasing carnival lights
- Three hand-painted figures
- Bell sound
- Dimensions: 6" x 6 1/4" tall

(6-24161) \$69.99





**NEW!**



Sly fox retreats just in time

**Sly Fox & The Hunter**

Our sly fox always outsmarts the patient hunter! Watch as the fearless woodsman sets his sights only to be outwitted again as Sly Fox takes refuge inside his cozy den. Creatures of the woodlands have nothing to fear from this bumbling hunter.

**FEATURES:**

- Fox emerges from his den, hunter begins to take aim, and fox retreats just in time
- Dimensions: 6 1/4" x 10 3/8"

(6-34149) \$79.99

**Hot Air Balloon Ride**


Each afternoon many tiny passengers gather at the airfield to board the hot air balloon sunset tour of the Miniature Railroad & Village® river valley. As the colorful aerostat ascends above the valley before gliding over the river and out of sight, we can hear the call "Hey, I can see my house!" Imagine what the scene below would be as you glide over your own miniature world.

Mounted to two pulleys you install in your ceiling, these balloons rise and fall in unison over your layout. The main balloon is attached to a line from the launch base. Set the height you want the balloon to travel up to the first pulley. The second balloon is attached with extra line, and the line is threaded into the second pulley. The second balloon is weighted to keep the line taut. When one balloon goes up, the other goes down and you have an exciting use of space above your layout!

**FEATURES:**

- Balloons go up and down via a pulley system
- Includes two balloons
- Fabric covering on the balloons
- Dimensions: Platform: 9 7/8" x 6 5/8" x 5 3/8"  
Balloon: 5 3/4" x 9 7/8" tall

(6-24177) \$139.99



As one balloon lifts off, the other drifts down







**Balancing Man**

Perched at the top of a wobbling ladder, this acrobat seems to push his luck. Will he fall? Watch and see!

**FEATURES:**

- Ladder sways back and forth
- Ticket booth and figure
- Dimensions: 6" x 13 3/4" tall

(6-24172) \$69.99

Highly detailed cars and riders



For more information, visit the Choo Choo Barn online at [www.choochoobarn.com](http://www.choochoobarn.com), or call 800-450-2920. Open seven days a week from April - December, the Choo Choo Barn is located along Route 741, just east of Strasburg, Lancaster County, Pennsylvania. Don't forget your camera!



**The Scrambler**

Get ready for a wild ride! The Scrambler is designed to make people dizzy with its rotating center column and spinning clusters of seats.

**FEATURES:**

- Center column rotates while the seat clusters spin
- Carnival sounds
- Lighted center column
- 24 hand-painted figures
- Dimensions: 15 7/8" x 10 1/4"

(6-24179) \$229.99

**CARNIVAL MUSIC!**



**Choo Choo Barn Lionelville Zoo**

Lionelville residents can visit a popular Choo Choo Barn attraction! The zoo comes to life with interior lighting, five cages and three individual animations.

**FEATURES:**

- Three moving animals
- Five cages
- Building with illuminated interior
- Dimensions: 15 1/8" x 10 1/2" x 4 3/8"

(6-24180) \$149.99



**ANIMALS  
MOVE IN THEIR  
CAGES**







**Lionelville People Packs**

Now you can populate your favorite Lionel operating accessories with Lionelville People Packs. The detailed, hand-painted figures are made of tough pewter, standing on sturdy bases.

**FEATURES:**

- Hand-painted pewter
- Average height: 1 3/8"

(6-24196) Farm People Pack \$20.99



(6-24194) Civil Servants People Pack \$20.99



(6-24197) City Accessory Pack \$20.99



(6-24192) Park Benches People Pack \$20.99





(6-24193) Railroad Yard People Pack \$20.99



(6-24191) Park People Pack \$20.99



(6-34195) UPS® People Pack \$24.99

Concept drawing shown

**NEW!**

UPS, the UPS shield, and the color brown are trademarks of United Parcel Service of America, Inc. used under license.

### Lionelville Street Lamps

The Lionelville Street Lamps are the perfect way to illuminate the quaint streets on your layout. These lamps feature removable bases that can press into holes in your layout for a realistic appearance.

#### FEATURES:

- Set of four lampposts
- Metal posts
- Removable bases for realistic mounting on your layout
- Dimensions: 1/2" x 1/2" x 3 1/2"

(6-24156) \$19.99







**ELECTROLUMINESCENT SIGN!**



**DETAILED INTERIOR!**

**Lionelville Gas Station**

The Lionelville Gas Station offers friendly service to Lionelville residents and travelers just passing through. A beacon to motorists, the rooftop billboard lights up sequentially, spelling "GAS" in large, neon-like letters. This accessory includes lighted pumps and a detailed interior with a counter and graphics.

**FEATURES:**


- Lighted interior and pumps
- Rooftop "GAS" sign lights up sequentially with neon effect
- Four figures
- Garage doors lift open
- Dimensions: 12" x 12" x 5"

(6-24183) \$149.99



Four detailed figures included





**RINGING BELL  
AND  
AUTHENTIC SIREN**


### Lionelville Firehouse

The lighted Lionelville Firehouse is home to a bright red, detailed fire engine. At the press of a button, the bell begins to ring and the fire engine's warning lights flash as its siren wails. Ready for action, the Lionelville Fire Department offers quick response to any emergency.

#### FEATURES:

- Lighted bell tower
- Lighted interior
- Animated garage door
- Bell and siren sounds
- Fire engine with flashing lights and operating headlights
- Dimensions: 9 1/4" x 9" x 9 3/4"

(6-24182) \$149.99



**FLASHING  
LIGHT ON  
ENGINE**



## MAINLINE TRACKSIDE ACCESSORIES

### Mainline Die-Cast Metal Accessories

With tough die-cast metal construction, each accessory features prototypical styling and function. Mainline Die-Cast Metal Accessories are easy to set up and the perfect way to add some realistic action to any layout.



#### Die-cast Metal Girder Bridge

- Dimensions: 10" length
- (6-14137) \$24.99



#### 153IR Controller

- Infrared sensors detect passing trains and activate connected accessories
- Time delay adjustment knob (from 0 to 5 seconds)
- Dimensions: 5" x 4 1/2" x 3 1/2"

(6-14111) \$34.99



#### Mainline Cantilever Signal

- Lights change from green to red when trains pass through its block
- 153C Contactor included
- Dimensions: 7" x 2" x 6"

(6-22931) \$59.99

#### Mainline Dwarf Signal

- Lights change from green to red when trains move through its block
- Lights automatically reset to green when block clears
- 153C Contactor included
- Dimensions: 3/4" x 3/4" x 1 3/4"

(6-14151) \$39.99






**Mainline Color Position Signal**

- Lights change from green to red to yellow when triggered by the train
- Yellow signal with adjustable duration
- 153C Contactor included
- Dimensions: 6 3/4" x 1 3/4" x 11/16"

(6-24101) \$59.99



Grade crossing not included

**Mainline Auto Crossing Gates**

- Red flashing signal
- Gate drops when train passes by
- Set of two
- 153C Contactor included
- Also works with insulated track section (Sold separately)
- Dimensions: 4" x 1" x 4 1/2"

(6-14098) \$79.99



**SET OF TWO**



## TRADITIONAL TRACKSIDE ACCESSORIES

### Crossing Gates, Signals and Bridges

There is no better way to add fun and excitement to your layout than with realistic Lionel railroad accessories. From signals to trestles, and bridges to tunnels, there is something for everyone. Run your favorite Lionel locomotives with these fun, sturdy accessories.



#### #148 Dwarf Signal

- Lights change from green to red when trains move through its block
- Automatically resets to green when train clears its block
- 153C Contactor included
- Dimensions: 1 3/4" x 1 3/4" x 2"

(6-12883) \$19.99



#### Auto Crossing Gate

- Gate drops when train passes by
- 153C Contactor included
- Also works with insulated track section (Sold separately)
- Dimensions: 9 1/2" gate length

(6-12714) \$36.99

#### Auto Crossing Gate and Signal

- Gate drops and lights illuminate when train passes by
- 153C Contactor included
- Also works with insulated track section (Sold separately)
- Dimensions: 7 3/4" x 8 3/4" x 9 1/2"

(6-62162) \$49.99



#### Scale-sized Banjo Signal

- Passing trains activate "banjo" mechanism
- Also works with insulated track section (Sold separately)
- 153C contactor included
- Dimensions: 1 1/2" x 1" x 4"

(6-14149) \$39.99

#### #154 Railroad Crossing Flasher

- Red lights flash when train passes by
- 153C Contactor included
- Also works with insulated track section (Sold separately)
- Dimensions: 9" height


(6-12888) \$39.99

#### Banjo Signal

- Passing trains activate "banjo" mechanism
- Also works with insulated track section (Sold separately)
- 153C Contactor included
- Dimensions: 7 3/4" height

(6-14090) \$44.99





**Tunnel Portals**

- Portals with raised Lionel lettering
- Classic Postwar styling
- Set of two
- Dimensions: 7" x 8 1/2"

(6-12896) \$10.99



**LIGHTED INTERIOR**



**Covered Bridge**

A common sight on rural mainlines, covered bridges often took their share of wear and tear from the elements. Approximately two feet in length, the Lionel Covered Bridge is designed to accommodate O-27 gauge, O gauge, and FasTrack track sections.

**FEATURES:**

- Metal base
- Lighted interior
- Dimensions: 24 1/16" x 7 3/4" x 8"

(6-24117) \$39.99



**Truss Bridge with Flasher and Piers**

- Metal base
- Flashing top-mounted beacon
- Rock piers included
- Dimensions: 26 1/8" x 7 1/2" x 12 1/2"

(6-12772) \$44.99



## TRADITIONAL TRACKSIDE ACCESSORIES

### Lighting & Layout Supplies

Brighten up your layout with an exciting array of Lionel lights and beacons. Whether you are recreating downtown Lionelville or your very own train yard, Lionel has lights for all of your needs.



#### Floodlight Tower

- Illumination from eight elevated bulbs
- New tilting head
- Dimensions: 12" height

(6-14092) \$34.99



#### #65 Yard Lights

- Illumination from two elevated bulbs
- Set of three
- Dimensions: 6 1/4" height

(6-12927) \$14.99



#### #70 Yard Lights

- Die-cast metal light housing
- Metal center post
- Set of three
- Dimensions: 4 1/2" height

(6-14071) \$29.99



#### Construction Zone Signs

- Realistic, printed construction graphics
- Set of six
- Dimensions: 2 1/4" height

(6-32902) \$6.99



#### Highway Barrels

- Painted orange with silver reflective tape
- Set of six
- Dimensions: 1" height


(6-32922) \$6.99



#### Barrel Pack

- Real wood construction
- Set of six
- Dimensions: 1 1/8" height

(6-12745) \$5.29



#### Vehicle Grade Crossings

- O gauge or O-27 track fits in molded grooves
- Set of two
- Dimensions: 3 1/4" x 7"

(6-12839) \$5.29





**Double Floodlight Tower**

- Illumination from 16 elevated bulbs
- Tilting head
- Dimensions: 15" height

(6-24103) \$39.99



**Classic Billboard Set**

- Easy assembly
- Five different railroad billboard inserts
- Set of three billboard stands
- Dimensions: 5 3/4" x 7/8" x 3 1/4"

(6-24187) \$8.99



**Blinking Light Billboard**

- Light blinks on and off
- Railroad billboard art
- Dimensions: 5 3/4" x 7/8" x 4 1/2"

(6-24155) \$19.99



**Railroad Bumpers**

- Easily snaps into place between outside rails of O and O-27 track
- Set of three
- Dimensions: 3" x 1 1/2" x 1 1/2"

(6-12717) \$5.29



**Die-cast Metal Bumpers**

- Die-cast metal construction
- Illuminated red lights
- Easily snaps into place between outside rails of O and O-27 track
- Set of two
- Dimensions: 3" x 1 7/8" x 2"

(6-62283) \$19.99



**#260 Illuminated Bumpers**

- Easily snaps between outside rails of O and O-27 track
- Illuminated red lights
- Set of two
- Dimensions: 3" x 1 1/2" x 1 1/2"

(6-12715) \$8.99



**Coal Bag**

- Safe, simulated coal
- Perfect addition as loads for hoppers, gondolas and coal dump cars
- Approx. 4 oz.

(6-12732) \$4.19




## The World of TMCC

Welcome to the world of Lionel TrainMaster Command Control, where you take charge of your layout like never before. From the simple-to-use, hand-held CAB-1 Remote Controller, you can run your trains, throw switches, and operate accessories at the touch of a button. TrainMaster Command Control (TMCC) gives you the freedom and control to walk around and explore your layout in ways that stationary transformers cannot.

You may have already heard about the TMCC system and worried that it would be too difficult to set up and operate. We understand. You just want to enjoy your trains. Our engineers feel the same way, so they made TMCC very simple to use. You only need to connect one extra wire from your track to a box called the Command Base. That's it. Now you are ready to take a CAB-1 Remote Controller and start playing. You have set up all the components you will ever need to run an engine equipped with the TrainMaster Command Control system. It is truly that simple.

Of course, there is a lot more that you can do with the TMCC system once you get comfortable with it. Take a look at the TrainMaster World illustration on this page to see all of the wonderful things you can do with the full array of TMCC products available. Each TMCC accessory is easy to install. All of the individual products that make up the TrainMaster line are shown on pages 148 to 151. When you are ready, they'll be there waiting for you. In the meantime, take control of your layout with TrainMaster Command Control and take your railroad into the 21st Century!

**TRAINmaster**  
C · O · M · M · A · N · D







### Create multiple unit lash-ups!

Just like the real railroads, you can operate multiple Command-equipped locomotives in a "lash-up." This advanced operation is easily accomplished using your CAB-1 Remote Controller (6-12868) and Command Base (6-12911).



### Run any O gauge locomotive!

Operate any AC-powered O gauge locomotive ever produced! Lionel locomotives from the Postwar period, modern train set locomotives, locomotives from any manufacturer—they are all under your control with the CAB-1 Remote Controller (6-12868) and a PowerMaster (6-24130) or a Track Power Controller (6-14179 or 6-14189)!



### Operate motorized accessories with prototypical speed and direction!

Operate any motorized accessory with prototypical direction and speed control! With the Accessory Motor Controller (6-14183), your accessories will mimic every command from your CAB-1 Remote Controller (6-12868).



### Throw switches and activate accessories at the press of a button!

Switches, routes, and accessories are at your command! You're in control from anywhere around your layout. Check out the Accessory Switch Controller (6-14182) or the SC-2 Switch and Accessory Controller (6-22980).



### Activate your Remote-Control Track sections!

Uncouple your rolling stock and operate the power rails on your Remote-Control Track sections using your CAB-1 Remote Controller with the Operating Track Controller (6-14185).



### Release your locomotive's ElectroCouplers!

Release your Command-equipped locomotive's ElectroCouplers as you switch your cars on a siding. No Remote-Control Track sections are needed.




### Direct track power from several sources to control your conventional locomotives!

Control multiple conventional locomotives. Use the Block Power Controller (6-14184) to channel power from your power supplies to the appropriate section of track.



### Unlock the extra features of your locomotive!

Access the extra features of your Command-equipped locomotives with your CAB-1 Remote Controller. Release your ElectroCouplers, set your momentum and more.



### Fine-tune the accessory voltage!

Brighten or dim your lamps for dramatic effects or fine-tune the speed of your accessory's motors. The Accessory Voltage Controller (6-14186) allows you to make these adjustments with your CAB-1 Remote Controller.



# TRAINMASTER COMMAND CONTROL

## TRAINMASTER SYSTEM COMPONENTS

Use this guide to help you determine what components you'll need to get started with TrainMaster Command Control.

### TO ENTER THE WORLD OF TMCC, BEGIN WITH THE BASIC BUILDING BLOCKS



#### TMCC CAB-1 Remote Controller

This wireless, walk-around remote controller gives you complete command at your fingertips. Operate your trains, throw switches, and fire up accessories all at the touch of a button.

(6-12868) \$69.99




#### TMCC Command Base

The TMCC Command Base receives digital signals from your CAB-1 Remote Controller and relays the commands across your layout. Only one is required for each layout – no matter how big or how many power blocks you have.

(6-12911) \$69.99

### DIRECT TRACK POWER FROM SEVERAL SOURCES TO CONTROL YOUR CONVENTIONAL LOCOMOTIVES!



#### TMCC Block Power Controller (BPC)

Manage the power in your blocks from the CAB-1 Remote Controller.

- Routes power from any TMCC PowerMaster or TPC to any block of track
- Eliminates the need for multiple PowerMasters or TPCs on each block of track
- Enhances conventional operation by connecting multiple blocks to one TPC allowing for travel across blocks without having to match the voltage between them
- Is programmable to channel power from four TPCs to two blocks OR from two TPCs to four blocks

(6-14184) \$84.99

### THROW SWITCHES AND ACTIVATE ACCESSORIES AT THE PRESS OF A BUTTON!



#### TMCC Accessory Switch Controller (ASC)

Operate switches or activate accessories from the CAB-1 Remote Controller.

- Programmable to control up to eight accessories OR four switches
- Control up to 10 programmed routes in switch mode
- Toggles accessories ON and OFF
- Controls switches from several manufacturers
- Connects to the TMCC Command Base

(6-14182) \$84.99



GOOD



BETTER

#### TMCC SC-2 Switch Controller

For more flexibility in controlling switches and accessories, the SC-2 is the perfect choice.

- Programmable to control four switches AND four accessories together OR six switches OR 12 accessories
- Control up to nine programmed routes
- Toggles accessories ON and OFF
- Controls switches from several manufacturers
- Power supply included
- Communicates with the TMCC Command Base without the need for wires

(6-22980) \$94.99

### OPERATE MOTORIZED ACCESSORIES WITH PROTOTYPICAL SPEED AND DIRECTION!



#### TMCC Accessory Motor Controller (AMC)

The AMC gives you control over your accessories like never before. When used in conjunction with lights, the AMC allows you to control bulb brightness from the CAB-1 Remote Controller. When used in conjunction with your accessory's motors, the AMC gives you control over operation. You can spin the cab on a gantry crane with the red knob, or raise and lower the boom with the CAB-1 Remote Controller buttons.

- Precise motor and/or light control
- Operation of accessory speed, direction or function from the CAB-1 Remote Controller
- Two modes allow you to take fine control of accessory motor functions (e.g., gantry crane cab rotates as you rotate CAB-1 Remote Controller knob in whichever direction you are turning) OR accessory operates in its normal way as long as you give it the command to operate
- Programmable accessory motor speed or light intensity
- Operates up to four motors or up to four lights

(6-14183) \$94.99



**RUN ANY  
O GAUGE  
LOCOMOTIVE  
EVER MADE!**



### TMCC PowerMaster

Allows you to run non-TMCC locomotives remotely.

- Control non-TMCC locomotives from the CAB-1 Remote Controller
- Vary track voltage
- Change locomotive direction, vary speed, operate whistle and bell
- Regulates up to 135 watts of power or 180 watts of power – customer selectable

(6-24130) \$74.99

*Power supply not included*



**GOOD**



**BETTER**

### TMCC Track Power Controller (TPC) 300

The TPC 300 combines the features of the PowerMaster plus:

- Operates M.T.H.® Proto-Sound® 2.0 locomotives in conventional mode
- Improved operation at low speeds
- Regulates up to 300 watts of power

(6-14189) \$139.99

*Power supply not included*



**BEST**

### TMCC Track Power Controller (TPC) 400

The TPC 400 combines the features of the TPC 300 plus:

- Regulates up to 400 watts of power

(6-14179) \$189.99

*Power supply not included*

**ACTIVATE  
YOUR  
REMOTE-  
CONTROL  
TRACK  
SECTIONS!**



### TMCC Operating Track Controller (OTC)

Use the OTC to remove all of the hard-wired Operating Track activation buttons on your layout.

- Operates Remote-Control and Uncoupling Track sections from the CAB-1 Remote Controller
- Uncouples, unloads or activates operating rolling stock from the touch of a button on the CAB-1 Remote Controller
- Is programmable to operate two Remote-Control Track sections OR four Uncoupling Track sections

(6-14185) \$74.99

**MAKE RECORDINGS  
OF YOUR FAVORITE  
LAYOUT SCENARIOS  
AND PLAY THEM  
OVER AGAIN AND  
AGAIN!**



### TMCC Action Recorder Controller (ARC)

Make recordings of your favorite layout scenarios, and watch your trains and accessories magically retrace your steps at the touch of a button!

- Record layout scenarios using your trains and accessories, and play them back with the touch of a button on the CAB-1 Remote Controller
- Make and save up to eight recordings

(6-14181) \$94.99

**FINE-TUNE  
THE  
ACCESSORY  
VOLTAGE!**



### TMCC Accessory Voltage Controller (AVC)

Extend the life of your favorite accessories by fine-tuning the voltage they receive. From the CAB-1 Remote Controller, you can set the voltage your hooked-in accessories receive from their power source.

- Remote-control voltage setting
- Helps prolong the life of lamps and motors

(6-14186) \$134.99

**TRAINmaster**  
C · O · M · M · A · N · D



## TRAINMASTER COMMAND CONTROL

**GREAT  
VALUE!**

### TrainMaster Command Set

Here is everything you need to get started with TrainMaster Command Control. The CAB-1 Remote Controller (6-12868) allows you to walk around your layout while controlling all of your TrainMaster Command Control equipped locomotives and accessories. The TMCC Command Base (6-12911) receives the signals from the remote and sends your commands across your layout. Only one Command Base is needed per layout, regardless of the number of track power blocks you are controlling. It is the perfect way to start enjoying the benefits of the revolutionary Lionel TrainMaster Command Control system. *(Power supply not included.)*

(6-12969) \$139.99

TO RUN NON-COMMAND LOCOMOTIVES REMOTELY, ADD A TMCC POWERMASTER, TPC 300, OR TPC 400.



### TMCC BUYER'S GUIDE

#### OPERATING CONVENTIONAL LOCOMOTIVES ONLY

Operating conventional locomotives from your CAB-1 Remote Controller is very simple. Forget about rewiring your trains or spending the day making track connections—installing TrainMaster Command Control is much easier than that!

#### WHAT YOU NEED

You need these basic components, available from your Authorized Lionel Dealer:

- Choose **one**: PowerHouse Power Supply (6-22983) **OR** another 18-volt transformer with a Power Adapter Cable (6-12893)
- Choose **one**: PowerMaster (6-12867), TMCC Track Power Controller 300 (6-14189), **OR** TMCC Track Power Controller 400 (6-14179)
- TMCC Command Base (for use with the TPC's) (6-12911)
- CAB-1 Remote Controller (6-12868)

#### OPERATING BOTH CONVENTIONAL AND COMMAND-EQUIPPED LOCOMOTIVES

Want to operate both conventional and Command-equipped locomotives? No problem! While they can't share the same block of track at the same time, both types of locomotives can operate on your layout.

#### WHAT YOU NEED

- Choose **one**: PowerHouse Power Supply (6-22983) **OR** another 18-volt transformer with a Power Adapter Cable (6-12893)
- Choose **one**: PowerMaster (6-12867), TMCC Track Power Controller 300 (6-14189), **OR** TMCC Track Power Controller 400 (6-14179)
- TMCC Command Base (6-12911)
- CAB-1 Remote Controller (6-12868)

#### OPERATING ONLY TRAINMASTER COMMAND CONTROL-EQUIPPED LOCOMOTIVES

Operating only Command-equipped locomotives is very simple. With a Command Base and a standard transformer or a PowerHouse Power Supply, you are ready to take control!

#### WHAT YOU NEED

- Choose **one**: PowerHouse Power Supply (6-22983) and a TMCC Direct Lockon (6-34120) **OR** an 18-volt power supply (we recommend the famous Lionel ZW transformer controller)
- TMCC Command Base (6-12911)
- CAB-1 Remote Controller (6-12868)

#### CONTROLLING THE ENTIRE LAYOUT—SWITCHES, ACCESSORIES, AND ROUTES—FROM THE CAB-1 REMOTE

- SC-2 Switch and Accessory Controller (6-22980)  
Controls up to twelve accessories or six switches with nine routes.
- Accessory Switch Controller (6-14182)  
Controls up to eight accessories or four switches with ten routes.
- Operating Track Controller (6-14185)  
Eliminates the individual Remote-Control Track controllers and control buttons.
- Block Power Controller (6-14184)  
Acts like a rotary switch to allow you to route power from any PowerMaster or Track Power Controller to your blocks of track.





**Power Adapter Cable**

The Power Adapter Cable connects your transformer to the PowerMaster for operating TMCC and non-TMCC equipped locomotives.

(6-12893) \$8.49



**Command Base Cable**

The Command Base Cable connects a TMCC controller to the TrainMaster Command Base.

(6-14191) 6 ft. \$9.99

(6-14195) 20 ft. \$11.99



**TMCC TPC Cable Set**

The TMCC TPC Cable Set connects parallel PowerHouse transformers to the TPC 300/400. The set also includes adapter plugs to wire your transformer to the TPC 300/400.

(6-14194) \$12.79



**TMCC Direct Lockon**

Connect your PowerHouse Power Supply directly to the track with the TMCC Direct Lockon. Featuring a selectable current setting (for the 135-Watt or 180-Watt PowerHouses), the Direct Lockon eliminates the need for a PowerMaster if you run only TMCC-equipped locomotives. For added safety, the Direct Lockon provides over-current protection and an automatic reset. It is compatible with both Lionel FasTrack and O/O27 track systems. Includes power wire with FasTrack connectors and one standard Lionel Lockon.

(6-34120) \$41.99



**3-Wire Command Base Cable**

The 3-Wire Command Base Cable connects the TMCC ARC to the TrainMaster Command Base.

(6-14192) \$10.99

**USE COMMAND BASE CABLE  
6-14191 OR 6-14195 FOR LAYOUTS  
THAT DO NOT INCLUDE A TMCC ARC.**



**Controller to Controller Cable**

The Controller to Controller Cable connects the TMCC controllers together.

(6-14193) 1 ft. \$3.99

(6-14196) 6 ft. \$6.49

(6-14197) 20 ft. \$9.49



**TRAINmaster**  
C · O · M · M · A · N · D





### ZW and PowerHouse Power Supply Set

There's only one ZW. No single product has come to symbolize the legend of Lionel more than the Lionel ZW. Molded to original dimensions in classic phenolic resin, the ZW can run up to four trains at the same time on different layouts, plus accessories. The two engineer-type handles provide independent control of two variable voltage circuits, each with built-in whistle, direction, and bell controls. Two additional accessory circuits can be set by means of dial-type controls to any desired voltage. Or if you prefer, you can control all four outputs with a single handle!

The ZW controller can be powered by any combination of one to four 135-Watt or 180-Watt Lionel PowerHouse Power Supplies. And if you use the TrainMaster Command Control system, you can adjust each output using your walk-around remote control up to the level pre-set by its corresponding ZW handle. It's a great way to help less-experienced railroaders keep your trains under control while enjoying the thrill of independent remote-controlled operation.

Offered with two 180-Watt PowerHouse Power Supplies, this ZW package provides the power and control you dream of for your vintage or state-of-the-art Lionel locomotives and accessories.

(6-32930) \$419.99



Includes two  
180-Watt PowerHouse  
Power Supplies





### 180-Watt PowerHouse Power Supply

Power your railroad empire with an advanced 180-Watt PowerHouse Power Supply. UL®-listed for safe operation, this mighty power supply is perfect for your TMCC Track Power Controller or Direct Lockon.

(6-22983) \$94.99



### 40-Watt Power and Control System

- Affordable power and control system
- Includes one controller and one power supply
- 40-watt variable AC output

(6-12885) \$49.99



PERFECT FOR ACCESSORIES

### 36-Watt Accessory Transformer

Power your Lionel accessories with the 36-Watt Accessory Transformer. This affordable power supply features variable AC voltage so you can supply the right amount of power to your accessories.

(6-32923) \$34.99



ADJUSTABLE ACCESSORY OUTPUT

### CW-80 80-Watt Transformer

Enjoy operating your favorite locomotives, train sets and accessories with the CW-80 80-Watt Transformer. From the handsomely designed controller, reminiscent of the famous Lionel ZW, you control speed and power by raising and lowering the engineer handle. Operate your favorite features with the bell, whistle/horn and direction buttons. On the rear of the unit, you will find a 0-18 volt variable AC output, as well as a programmable AC output for accessory operation. Simply set the accessory voltage to your desired output, and your accessory operates at that output until you turn the unit off—even when you stop the train! Perfect for train sets and small- to medium-sized layouts, the CW-80 provides the power you need to enjoy all your Lionel favorites.

(6-14198) \$119.99



# ***FasTrack***<sup>®</sup>

Offering innovation, variety, ease-of-use, and a fantastic prototypical look, the FasTrack track system brings your Lionel layout to life like never before. Its flawless performance and almost endless flexibility make it appealing to both first-timers and seasoned pros alike.

Consider the advantages:

- Easy, snap-together locking mechanism for sure connections.
- Patented center half-pin allows for track orientation in either direction without the need for moving pins from one end to the next.
- Two outer rails bonded together for optimal electrical continuity.
- Two terminals under each piece of straight and one terminal under each piece of curved track for transformer and/or accessory power connections – no Lockons required!
- Curves are O-36 to give locomotives a more realistic appearance around corners. The larger diameter also allows for the operation of larger locomotives than is possible on O-27 or O-31 track.
- Switches feature 100% non-derailing capability, regardless of which direction they are thrown.

From larger diameter curves and operating switches, to trestle sets and integrated track accessories, FasTrack will give you greater flexibility than ever before. Start building your dreams with Lionel FasTrack today!

## **ACCESSORY HOOK-UPS AND OPERATION:**

Hooking up accessories to FasTrack track system is simple. Under the roadbed of all straight and curved sections are electrical terminals. You can hook up to these terminals in several different ways.

First, if you already have wire for your accessories, or if you have accessories that are pre-wired, you can purchase 18-gauge quick connectors from your favorite electronics supply store. Make sure that your wires are stripped back approximately 1/4", then insert the wire into the quick connector, and crimp it into place for easy connections to the FasTrack terminals.

Second, if you are buying a new accessory and have no wires, you can purchase a ready-made Accessory Power Wire (6-12053) from your dealer. This wire is shown on page 157.



*Electrical terminals under FasTrack roadbed*



*18-gauge quick connector*





*Accessory wire with female quick connectors attached to FasTrack electrical terminals*

## **Triggering operation of accessories:**

- Use a 153IR controller. The 153IR works exactly the same way it currently does for O-27 and O gauge operation, with the power Lockon connector removed. Follow the instructions to hook up the accessory to the 153IR, and power your accessory as outlined above or with a separate accessory power supply.
- Use the FasTrack Accessory Activator Pack. This separate set SKU includes one insulated 10" straight track section and two 5" isolated track sections. Hook up your accessory to the terminals under the roadbed of the insulated section as outlined in the section above. The isolated sections each have a break in the center of one track rail. As a train passes over this break, its wheels complete the circuit and power is supplied to the entire length of track in between the breaks of the isolated sections – including the insulated section placed between them. To increase the length of time over which the accessory operates, simply add more insulated track sections in between the two isolated sections. This technique is the equivalent of using Lionel insulated track sections in O/O-27, and is used only with accessories that perform one function in an on/off manner (e.g. Crossing Gate, Auto Gateman, etc.).



FASTRACK TRACK PACKS


 Included with train set  
 Additional track pack pieces

**Inner Passing Loop Add-on Track Pack**

Layout dimensions: 39 1/2" x 70 1/2"  
 Track Pack includes:

DESCRIPTION	QTY.
O36 Curve (6-12015)	2
RH Manual Switch w/Quarter Curve (6-12018)	1
LH Manual Switch w/Quarter Curve (6-12017)	1

(6-12028) \$74.99





**Outer Passing Loop Add-on Track Pack**

Layout dimensions: 49 1/2" x 70 1/2"  
 Track Pack includes:

DESCRIPTION	QTY.
10" Straight (6-12014)	5
O36 Curve (6-12015)	2
RH Manual Switch w/Quarter Curve (6-12018)	1
LH Manual Switch w/Quarter Curve (6-12017)	1

(6-12031) \$89.99




**Figure 8 Add-on Track Pack**

Layout dimensions: 39 1/2" x 90 1/2"  
 Track Pack includes:

DESCRIPTION	QTY.
O36 Curve (6-12015)	4
5" Straight (6-12024)	4
90 Degree Crossover (6-12019)	1

(6-12030) \$49.99



**Siding Track Add-on Track Pack**

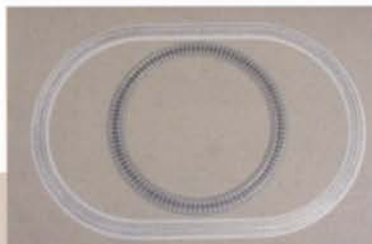
Layout dimensions: 39 1/2" x 70 1/2"  
 Track Pack includes:

DESCRIPTION	QTY.
10" Straight (6-12014)	3
Uncoupling Track (6-12020)	1
Earthen Bumper (6-12059)	1
LH Manual Switch with Quarter Curve (6-12017)	1

(6-12044) \$79.99



# FastTrack®



## Lionel FasTrack runs Circles Around the Competition

A generous 40" x 60" FasTrack oval with O-36 curves is included in most Lionel train sets, dwarfing the competition's small circle layout.

### STRAIGHT TRACK

**STRAIGHT TRACK**  
Length: 10"  
(6-12014) \$3.69

**1 3/4" STRAIGHT TRACK**  
(6-12026) \$3.19


**4 1/2" STRAIGHT TRACK**  
(6-12025) \$3.19

**HALF STRAIGHT TRACK**  
Length: 5"  
(6-12024) \$3.19

**30" STRAIGHT TRACK**  
(6-12042) \$10.99

**OPERATING TRACK**  
INCLUDES HALF STRAIGHT SECTION  
Length: 5" each  
(6-12054) \$31.99

**STRAIGHT TRACK 4-PACK (NOT SHOWN)**  
Length: 10" each  
(6-12032) \$15.99



10" STRAIGHT

1 3/4" STRAIGHT

4 1/2" STRAIGHT

5" STRAIGHT

OPERATING TRACK



30" STRAIGHT

**NEW!**

### CURVED TRACK

**O36 45-DEGREE CURVED TRACK**  
(8 PIECES PER CIRCLE)  
(6-12015) \$3.69

**O72 22 1/2-DEGREE CURVED TRACK**  
(16 PIECES PER CIRCLE)  
(6-12041) \$5.29

**O60 22 1/2-DEGREE CURVED TRACK**  
(16 PIECES PER CIRCLE)  
(6-12056) \$5.29

**HALF CURVED TRACK**  
(O36 22 1/2-DEGREE)  
(6-12022) \$3.19

**O72 11 1/4-DEGREE HALF CURVED TRACK**  
(6-12055) \$4.79

**O48 30-DEGREE CURVED TRACK**  
(12 PIECES PER CIRCLE)  
(6-12043) \$3.69

**QUARTER CURVED TRACK**  
(O36 11 1/4-DEGREE)  
(6-12023) \$3.19

**O84 11 1/4 DEGREE CURVED TRACK**  
(32 PIECES PER CIRCLE)  
(6-12061) \$6.99

**CURVED TRACK 4-PACK (NOT SHOWN)**  
(6-12033) \$15.99



O36 CURVE




HALF CURVED TRACK



QUARTER CURVED TRACK



O72 CURVE



O72 11 1/4-DEGREE  
HALF CURVED TRACK



O84 11 1/4-DEGREE  
CURVED TRACK



O60 CURVE



O48 CURVE

**NEW!**



**SPECIALTY TRACK**

**TERMINAL SECTION**

Length: 10"  
(6-12016) \$5.79

**ACCESSORY ACTIVATOR EXTENDER**

Length: 10"  
(6-12027) \$3.69

**90-DEGREE CROSSOVER**

Length: 6" x 6"  
(6-12019) \$17.89

**UNCOUPLING TRACK**

Includes Half Straight section  
Length: 5" each  
(6-12020) \$31.99

**O GAUGE TRANSITION PIECE**

Length: 5"  
(6-12040) \$6.99

**BLOCK SECTION**

Length: 5"  
(6-12060) \$6.99

**ACCESSORY ACTIVATOR PACK**

Includes one 10" Insulated section  
and two 5" Isolated sections  
(6-12029) \$9.99

**GRADUATED TRESTLE**

Max. height: 4 3/4". Includes 22 trestles  
(6-12037) \$54.99

**ELEVATED TRESTLE**

Height: 4 3/4". Includes ten trestles  
(6-12038) \$31.99

**ACCESSORY POWER WIRE**

(6-12053) \$4.29

**GRADE CROSSING**

Length: 10" track section, 6 1/4" wide  
road section, two per package  
(6-12036) \$9.99

**45-DEGREE CROSSOVER**

Length: 10" x 10"  
(6-12051) \$17.99

**GRADE CROSSING WITH FLASHERS**

Features two flashing signals and bell,  
Length: 10" track section, 6 1/4" wide  
road section  
(6-12052) \$69.99

**LIGHTED BUMPER**

Length: 5", two per package  
(6-12035) \$21.99

**EARTHEN BUMPER**


Length: 3 5/8", real wood bumper,  
two per package  
(6-12059) \$6.49

**RAILER**

Length: 10"  
Also compatible with O gauge and  
O-27 track  
(6-12039) \$6.99




TERMINAL SECTION



ACCESSORY ACTIVATOR EXTENDER



90 DEGREE CROSSOVER



UNCOUPLING TRACK




O GAUGE TRANSITION  
PIECE



BLOCK SECTION

**NEW!**

**NEW!**



ACCESSORY ACTIVATOR PACK



GRADUATED TRESTLE

ELEVATED TRESTLE

**NEW!**



ACCESSORY POWER WIRE



GRADE CROSSING



45-DEGREE  
CROSSOVER



**NEW!**

GRADE CROSSING  
WITH FLASHERS



LIGHTED BUMPER



EARTHEN BUMPER



RAILER




# FastTrack<sup>®</sup>

The foundation of any track system is made of bulletproof switches that allow you to grow and expand your layout. FasTrack switches are second to none when it comes to durability and innovative, industry-leading features. Consider the following:

- Flawless non-derailing function allows trains to keep running regardless of switch position
- Plug and play using track voltage or auxiliary power
- Auxiliary power and TMCC (ASC and SC-2) terminals are conveniently located in roadbed base making all connections invisible from above
- Remote switch controllers conveniently lock together for easy access
- Remote switch controllers come with interchangeable number inserts that allow you to instantly find the switch you want to control
- Remote switch controllers contain red and green indicator LEDs for switch position—no need to change light bulbs or worry about heat build up



Remote switch controllers snap together and are easy to group together on layout



**FasTrack switches raise the bar in performance and features for maximum enjoyment of your trains. Build the layout of your dreams today!**




Identify your switches with these convenient interchangeable number inserts




Lantern base is interchangeable—can move to the right or left side









**O36 MANUAL SWITCH—LEFT HAND**  
 Length: 10" Straight, 33 3/4-Degree turnout (6-12017) \$32.99  
 Includes 1/4 curve to complete O36 45-Degree curve



**O36 MANUAL SWITCH—RIGHT HAND**  
 Length: 10" Straight, 33 3/4-Degree turnout (6-12018) \$32.99  
 Includes 1/4 curve to complete O36 45-Degree curve



**O72 REMOTE SWITCH—LEFT HAND**  
 Length: 15 5/8" Straight, 22 1/2-Degree turnout with removable 1 3/8" extension (6-12048) \$79.99



**O72 REMOTE SWITCH—RIGHT HAND**  
 Length: 15 5/8" Straight, 22 1/2-Degree turnout with removable 1 3/8" extension (6-12049) \$79.99




Realistic switch lamp

**O60 REMOTE SWITCH—LEFT HAND**  
 Length: 14 1/2" Straight, 22 1/2-Degree turnout with removable 1 3/8" extension (6-12057) \$79.99  
 (NOT SHOWN)




**O60 REMOTE SWITCH—RIGHT HAND**  
 Length: 14 1/2" Straight, 22 1/2-Degree turnout with removable 1 3/8" extension (6-12058) \$79.99  
 (NOT SHOWN)



**O72 WYE REMOTE SWITCH**  
 Length: 12", 22 1/2-Degree wye (6-12047) \$74.99



**O36 REMOTE SWITCH—LEFT HAND (PICTURED)**  
 Length: 10" Straight, 33 3/4-Degree turnout with operating lighted signal lantern (6-12045) \$69.99  
 Includes 1/4 curve to complete O36 45-Degree curve




**O36 REMOTE SWITCH—RIGHT HAND**  
 Length: 10" Straight, 33 3/4-Degree turnout with operating lighted signal lantern (6-12046) \$69.99  
 Includes 1/4 curve to complete O36 45-Degree curve



Connectors for auxiliary power and TMCC operation





### LIONEL TRACK – EXPAND YOUR WORLD!

All Lionel track is easy to use, extremely durable and very reliable. You'll never have to worry about loose connections or sections separating. And Lionel track is so modestly priced, everyone can afford to create the layout they've always imagined. We offer two styles of traditional track:

#### O-27 Gauge Track:

This track comes in 27" diameter curves, so you can do more in a tighter space.

#### O Gauge Track:

Compared to O-27 track, the rails are slightly taller. It doesn't come in 27" diameter curves, but it does come in a variety of larger curves for the biggest layouts.

Note: Larger locomotives and cars will not negotiate tighter curves. Check the "Minimum Curve" in each item's catalog listing.

#### Looking for Ideas?

Since Lionel offers such a wide variety of track shapes and sizes, there is almost no limit to the layout you can design and build. If you'd like some suggestions, however, you can pick up a Lionel Track Pack – it includes all the track you need to make our most popular layouts.

#### Other Considerations:

You want a track system that comes in a lot of shapes and sizes. You also want one that's reasonably priced, so you can afford to keep adding on. Some additional things to consider:

#### High Conductivity Rails:

Lionel track is designed for maximum conductivity. That makes it easy to set up, minimizes problems, and maximizes the effectiveness of Lionel Magne-Traction – our exclusive traction and adherence system. Track that is not made by Lionel may consist of materials that are significantly less conductive. Your Lionel products will roll fine, but you may not get all the benefits we've built in.

#### Rail Shape:

Your train wheels take a lot of wear and tear rolling over metal rails. Lionel track rails are shaped to minimize this wear. Other track systems may cause your wheels to wear out faster.



**VARIETY, RELIABILITY & VALUE YOU CAN GROW WITH!**



**Figure 8 Add-On Track Pack**  
(O-27 Gauge)

Add this track to your oval to create a figure 8 layout. Requires an existing starter set oval of track.

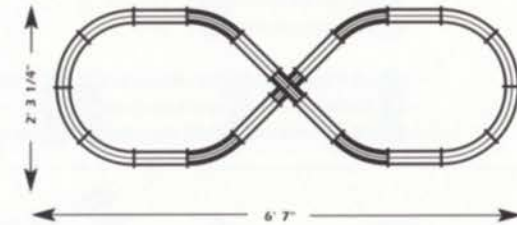
- 1 - 90 degree crossover (6-65020)
- 4 - pieces curved track (6-65033)

(6-22966) \$9.99

90° Crossover



4 Curved Sections



**Double-Loop Add-On Track Pack**  
(O-27 Gauge)

Add this track to your oval to create a double loop, an oval with two inside sidings, or a double oval. Requires an existing starter set oval of track.

- 2 - pieces curved track (6-65033)
- 10 - pieces straight track (6-65038)
- 1 - right hand manual switch (6-65022)
- 1 - left hand manual switch (6-65021)

(6-22967) \$29.99

Manual Switch-Right




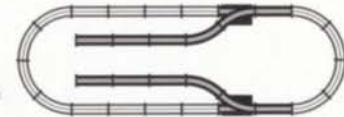
2 Curved Sections



Manual Switch-Left



10 Straight Sections



**Deluxe Complete Track Pack**  
(O Gauge)

This complete O gauge track set will allow you to create this detailed layout. No additional track required.

- 20 - pieces curved track (6-65501)
- 22 - pieces straight track (6-65500)
- 2 - 90 degree crossovers (6-65540)
- 1 - half straight (6-65505)

(6-22969) \$93.50

2-90° Crossover



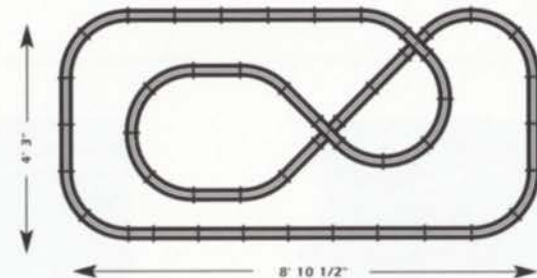
20 Curved Sections



1 Half-Straight Section



22 Straight Sections





# O-27, O GAUGE AND LARGE SCALE TRACK

<b>Steel Pins</b>	O-27 Gauge	6-65042	\$1.49
<b>Fibre Pins</b>	O-27 Gauge	6-65041	\$1.49

## O-27 Track Selections

### Straight Track



**1/2 Straight Track**  
Length: 4 7/8"  
(6-65019) \$0.89



**Straight Track**  
Length: 8 3/4"  
(6-65038) \$0.89



**Extra-Long Straight Track**  
Length: 35"  
(6-65024) \$2.99

### Curved Track



**1/2 Curved Track**  
Length: 5 7/16"  
(6-65014) \$0.89



**27" Diameter Curved Track**  
(8 pieces per circle)  
Length: 9 5/8"  
(6-65033) \$0.89



**42" Diameter Curved Track**  
(12 pieces per circle)  
Length: 10 7/8"  
(6-65049) \$1.19



**54" Diameter Curved Track**  
(16 pieces per circle)  
Length: 14 1/2"  
(6-65113) \$1.49

### Specialty




**Insulated Track**  
Length: 8 3/4"  
(6-12841) \$2.99



**45-degree Crossover**  
Length: 10 1/4" x 10 1/4"  
(6-65023) \$5.99



**90-degree Crossover**  
Length: 7 3/8" x 7 3/8"  
(6-65020) \$5.99



**Uncoupling Track**  
Length: 8 3/4"  
(6-65149) \$6.99




**Remote-Control Track with UCS Controller**  
Length: 8 3/4"  
(6-12746) \$13.99


### Switches



**27" Path Manual Switch**  
Length: 8 3/4" straight  
(6-65021) **Left Hand** \$11.99  
(6-65022) **Right Hand** \$11.99



**27" Path Remote Control Switch**  
Length: 8 3/4" straight  
(6-65121) **Left Hand** \$19.99  
(6-65122) **Right Hand** \$19.99



**42" Path Remote Control Switch**  
Length: 13 5/8" straight  
(6-65167) **Left Hand** \$29.99  
(6-65168) **Right Hand** \$29.99



# O-27, O GAUGE AND LARGE SCALE TRACK

Steel Pins	O Gauge	6-65551	\$1.99
Fibre Pins	O Gauge	6-65543	\$1.99

## O Gauge Track Selections

### Straight Track



**1/2 Straight Track**  
Length: 5 1/2"  
(6-65505) \$1.49



**Straight Track**  
Length: 10"  
(6-65500) \$1.99



**Extra-Long Straight Track**  
Length: 40"  
(6-65523) \$5.99


### Curved Track



**1/2 Curved Track**  
Length: 6"  
(6-65504) \$1.49




**31" Diameter Curved Track**  
(8 pieces per circle)  
Length: 10 5/8"  
(6-65501) \$1.99



**54" Diameter Curved Track**  
(16 pieces per circle)  
Length: 10 3/8"  
(6-65554) \$3.49



**42" Diameter Curved Track**  
(12 pieces per circle)  
Length: 10 1/2"  
(6-12925) \$2.99



**72" Diameter Curved Track**  
(16 pieces per circle)  
Length: 14"  
(6-65572) \$4.25

### Specialty




**Insulated Track**  
Length: 10"  
(6-12840) \$5.99



**Remote-Control Track**  
Length: 10"  
(6-65530) \$29.99



**45-degree Crossover**  
Length: 11 3/4" x 11 3/4"  
(6-65545) \$12.99



**90-degree Crossover**  
Length: 8 5/16" x 8 5/16"  
(6-65540) \$12.99

### Switches



**31" Path Remote Control Switch**  
Length: 10" straight  
(6-14062) **Left Hand** \$59.99  
(6-14063) **Right Hand** \$59.99



**72" Path Remote Control Switch**  
Length: 14 1/4" straight  
(6-65166) **Left Hand** \$99.50  
(6-65165) **Right Hand** \$99.50

### O Gauge Lockons

**LOCKON**  
(6-62900) \$2.69

**LOCKON WITH WIRES**  
(6-62905) \$5.29

**LIGHTED LOCKON**  
(6-14112) \$4.99

### O Gauge Track Clips

- Keep your O gauge track sections together with these easy to use slide on clips
- Perfect for keeping temporary or floor layouts together
- Box of 12



### O-27 Gauge Track Clips

- Keep your O-27 track sections together with these easy to use slide on clips
- Perfect for keeping temporary or floor layouts together
- Box of 12



### Large Scale Track

#### STRAIGHT TRACK

- Length: 11 3/4"  
(8-82000) \$4.19



#### CURVED TRACK

- Length: 13"
- Twelve pieces make a 4.3-foot diameter circle

(8-82001) \$4.19



#### WIDE RADIUS CURVED TRACK

- Length: 16"
- Twelve pieces make a 5.3-foot diameter circle

(8-82004) \$4.19

#### LOCKON WITH WIRES

- Designed for quick, positive connections between transformers, track and accessories

(8-82101) \$5.99




## MISCELLANEOUS MAINTENANCE ACCESSORIES

### The Lionel Train Book

#### How to Build and Operate Your Own Model Railroad

- Learn everything you need to know about setting up and maintaining a Lionel layout, as well as maximizing the enjoyment of your Lionel trains, in the pages of the Lionel Train Book. Included in this reference guide are an overview of product development, updated instructions on the setup and use of the TrainMaster Command Control System, track plans for the floor and tabletop, advice on building scenery and structures, wiring and track how-to, help in choosing steam or diesel locomotives and freight or passenger operations, maintenance and restoration tips, techniques, and instructions for operations that best emulate those of prototype railroads.



(6-14190) \$29.99

### Smoke Fluid

- Designed for use with all Lionel locomotives, rolling stock and accessories that feature smoke units

(6-62909) \$5.79



### Lubrication/Maintenance Set

- Includes gear lube, oil applicator, track cleaning fluid, track-cleaning eraser and cleaning instructions

(6-62927) \$15.29



### Die-Cast Metal Sprung Trucks

- Upgrade your rolling stock trucks
- New metal coupler armature
- Quick and easy to install
- Add weight and improve tracking
- Box of two

(6-14078) \$13.99

**e-news!**



Sign up for the Lionel e-newsletter and guarantee the best of

[www.lionel.com](http://www.lionel.com)

delivered directly to your

email box. The Lionel e-newsletter alerts you to what's new at [www.lionel.com](http://www.lionel.com) from premier, uncataloged special introductions, to the latest news and happenings at Lionel. This FREE monthly e-newsletter highlights information we feel is important for you to know about, including products, messages and services.

Visit [www.lionel.com](http://www.lionel.com) and sign up today!

### Top Ten Reasons to Visit [www.lionel.com](http://www.lionel.com)

1. **FIND A DEALER** - Locate a Lionel Authorized Value Added Dealer near you.
2. **MONTHLY E-NEWSLETTER** - Get on track with the latest news from Lionel.
3. **VISITOR'S CENTER** - Voted one of the Travel Channel's "Top Ten Toylands!"
4. **LIONEL LICENSING** - Check out the latest in Lionel merchandise from ornaments to T-shirts.
5. **MAGNIVISION** - See details of featured items as if you were holding them right in your hands.
6. **CATALOG** - View the catalog online as if you were holding the real thing.
7. **PARTS LIST/EXPLODED DIAGRAMS** - Need to reference something? Refer to these great guides.
8. **SHIPPING SCHEDULE** - Keep up-to-date on the most current product you can get.
9. **NEWS STAND** - Stop on by and pick up the latest news from Lionel.
10. **REPLACEMENT PARTS** - Missing something? See if Lionel can help you to replace it.





# ALL ABOARD!

For more than 25 years, the Lionel RailRoader Club has provided its members with exclusive Lionel news, special promotions, merchandise discounts and Lionel catalogs.

This is your opportunity to join thousands of others in this legendary club.

## TO JOIN THE LIONEL RAILROADER CLUB:

Write to: Lionel RailRoader Club  
P.O. Box 748  
New Baltimore, MI 48047

Call (586) 949-4100 or visit [www.lionel.com](http://www.lionel.com)



## Your membership includes these great club benefits for a whole year!

- ✓ Quarterly issues of Inside Track, delivered right to your home. Included in Inside Track are interviews, special promotions, Lionel news and more!
- ✓ Opportunities to purchase special LRRC cars and merchandise.
- ✓ Collectible, annual club button and LRRC Membership Card.
- ✓ 10% discount on purchases at our Lionel Visitor's Center in Michigan (reservations required!).
- ✓ Lionel catalogs delivered to you right off the press, arriving just after our dealers receive them!



At Lionel, we are committed to providing our customers with superior-quality products and service. It is a commitment shared by our many Lionel Authorized Dealers and Lionel Authorized Service Centers around the country. To locate a Dealer or Service Center near you, call 1-800-4LIONEL (1-800-454-6635). Or, call the Lionel Customer Service Center at 586-949-4100. You can also e-mail us at [talktous@lionel.com](mailto:talktous@lionel.com) or visit our website at [www.lionel.com](http://www.lionel.com). Our knowledgeable staff is always eager to help you fully enjoy the magical world of Lionel model trains.

50625 RICHARD W. BOULEVARD  
CHESTERFIELD, MICHIGAN  
48051-2493  
UNITED STATES OF AMERICA  
PHONE: 586-949-4100  
E-MAIL: [TALKTOUS@LIONEL.COM](mailto:TALKTOUS@LIONEL.COM)  
[WWW.LIONEL.COM](http://WWW.LIONEL.COM)

COPYRIGHT ©2005 LIONEL L.L.C.



\$5.00

