

LIONEL 2003 TRAIN CATALOG VOLUME 2





Welcome to the Lionel 2003 Train Catalog Volume 2. Life here in the Lionel Chesterfield Shops roars by like a pair of bigballing F-3s, westbound on the mainline just outside of Lionelville. We've been keeping the throttle wide open in our product development efforts. Join me for a quick tour of the highlights of our newest Lionel line.

First stop is the foothills of the Allegheny Mountains, where we see the all-new hot metal and slag cars, fresh from service at steel companies in Ohio and Pennsylvania. Not far away our newest TrainMaster Command Control crane car is setting a freight car back on the tracks. Decked out in Pennsy livery, it's the perfect complement to our first entry from ATSF. It has all of the same great features, rotating cab, raising and lowering boom, independently operating booms, even remotely deployed outriggers. It's as close as you can come to the real thing without working for the railroad union.

Now we travel across the river over the Swing Bridge, just in time to avoid having to wait while the bridge makes way for a pair of tugboats that are steaming upstream. Equipped with all of the detail of the Lift Bridge, the Swing Bridge brings realism and animation, with an impressive 40"x 6 1/2" footprint and an operation that can only be described as amazing. By the way, the tugboats belong to the Santa Fe and Pennsy fleets. They're the newest efforts from the Lionelville shipyards.

Down south a ways you can almost hear the whistle screaming as the super-detailed Southern Crescent Limited thunders past, pulling its complement of heavyweights. And out of the shops come our new Moguls and Camelbacks, with mid-price appeal and top-shelf features. Highly detailed, with a litany of operating highlights and our industry-dominating TMCC/RailSounds package, this collection of new steamers should find its way onto layouts large and small all across America.

For the first time, you'll get a glimpse of our vision of Lionelville, the master plan for Anytown, USA, along with the newest additions to our Lionelville collection of accessory products. Also, we'll show you an all-new way to envision the world of TMCC on your layout, with a practical application of the great things our "little black boxes" can actually do to

enhance your operations. Add to that our self-contained Gantry Crane and Log Loader, complete with Accessory Motor Controller (AMC) and Action Recorder Controller (ARC) built in, and we're bringing realism to your layout, with easy book up, easy operation and lots of fun. It's a poorly kept secret that all of these products make operation of your pike a lot like...playing with toy trains!

Let's head up into American Flyer country, with the unveiling of the Mikado, the first entry in a line of scale-detailed bi-rail steamers for AF aficionados. Although impressive, our design drawings seen on p. 80, don't quite do justice to the actual production units that will roll off the line late this year. Imagine bringing to S gauge all of the fine detailing of a Lionel upper-end locomotive, complete with all of the bells and whistles, chuffs and CrewTalk; all the best of RailSounds and TMCC control. Now you have a pretty good idea of how beautiful our first new AF steamer in 40 years is!

There are a lot of great new things in this newest Lionel catalog, graced with the wonderful art of our industry's "resident" Lionel artist—Angela Trotta Thomas. A second edition in our ATT series features a miniature version of her masterpiece, Home for the Holidays, and new to the Christmas series is an American classic—the Norman Rockwell® Christmas Train joins the Lionel line, just in time for the holiday season.

We really hope you'll enjoy all of the fine products we have in store for you in this latest Lionel catalog. As you can imagine we're very proud of our newest collection and invite you to take your time and discover the hundreds of wonderful new additions to the Lionel line.

Best Wishes,

William L. Bracy
President & CEO
Lionel L.L.C.

TABLE OF CONTENTS

| | |
|---|---------|
| Product Features Guide | 2-3 |
| Holiday | 4-11 |
| Train Sets | 12-13 |
| Adventure Train Sets | 14-15 |
| RailSounds Train Sets | 16-17 |
| Premium Train Sets | 18-27 |
| Disney | 28-31 |
| Steam Locomotives | 32-39 |
| LionMaster Locomotives | 40-41 |
| Diesel Locomotives | 42-53 |
| Passenger Cars | 54-55 |
| Standard O Rolling Stock | 56-67 |
| Traditional Rolling Stock | 68-73 |
| Operating Cars | 74-79 |
| American Flyer | 80-83 |
| 2004 Premium Train Sets | 86-87 |
| 2004 Steam Locomotives | 88-89 |
| 2004 Diesel Locomotives | 90-93 |
| 2004 Passenger Cars | 94-97 |
| 2004 Rolling Stock | 98-105 |
| Operating Accessories | 106-129 |
| Mainline Trackside Accessories | 130-131 |
| Traditional Trackside Accessories | 132-135 |
| TrainMaster Command Control | 136-141 |
| Power | 142-143 |
| FasTrack Track System | 144-147 |
| O-27, O Gauge and Large Scale Track | 148-151 |
| Miscellaneous Maintenance Accessories | 152 |

The following Lionel marks are used throughout this catalog and are protected under law. All rights reserved.

Lionel®, TrainMaster®, Odyssey®, RailSounds™, CrewTalk™, TowerCom™, DataChuff™, StationSounds™, Pullmor®, ElectroCoupler™, Magic Traction®, CAB-1 Remote Controller®, American Flyer®, Lionel ZW®, ZW®, MagniVision®, TMCC®, Liondible®, Wireless Toher™, Powerhouse™, LionMaster®, PB-1 Powerhouse®, Powermaster®, Powerstation-Powerhouse®, Accessory Motor Controller™, AMC™, Accessory Switch Controller™, ASC™, Action Receiver Controller™, ARC™, Track Power Controller 300™, TPC 300™, Track Power Controller 400™, TPC 400™, Block Power Controller™, BPC™, Operating Track Controller™, OTC™, FatBoy™

The name FasTrack® is used with permission from Pisco, Inc.

Any reproduction, transmission or dissemination of the material herein is strictly prohibited. Trademarks owned by Lionel LLC are indicated throughout this document. Items depicted in this catalog are subject to change in price, color, size, design and availability. Verify features on product package. Retail prices are suggested. See your Authorized Lionel Dealer for more information.

A Guide to Product Features

At Lionel, we are proud to present the finest, most advanced locomotives—powerful models that come to you with tried-and-true performance and cutting-edge technology. Over the years, we have revolutionized this great hobby with advances in locomotive traction, train operation, and on-board sounds. Lionel trains feel more and more like the real railroad. Use this guide to learn about the incredible features that Lionel locomotives offer today.

■ OPERATION

■ Transformer Control

All Lionel locomotives—from the most sophisticated engines to the most basic—can be controlled by a basic transformer. Even older transformers can run our most advanced engines.

■ TrainMaster Command Control

Locomotives equipped with the incredible TrainMaster Command Control system are controlled by the commands from your CAB-1 Remote Controller, giving you the freedom to operate your trains while walking around your layout. Unlock the advanced sounds and features of your Command-equipped locomotives and, better yet, operate multiple engines on the same track, at the same time! Installation is as easy as hooking up a transformer, and operation is simple to learn.



■ ElectroCouplers (TrainMaster Command Control required)

Open these couplers anywhere on the layout—without uncoupling tracks. The CAB-1 Remote Controller activates ElectroCouplers with the TrainMaster Command Control system. Also, be sure to listen for authentic RailSounds of the coupler in operation!



■ Odyssey System

Heavy loads and steep grades are no problem for locomotives equipped with the Odyssey System, “cruise control” for your locomotive. No matter what, Odyssey System-equipped locomotives will maintain the speed you set. Watch your locomotive as it creeps through the yard or fights up a grade without hesitation, regardless of the long string of cars behind it.



■ Wireless Tether Connection between Locomotive and Tender

Looking to enhance the appearance of Lionel locomotives, we exclusively developed the infrared Wireless Tether connection so that the locomotive and tender could communicate without cumbersome wiring between the units. Lionel steamers are the only locomotives in O gauge offering this special feature.



■ Magne-Traction

Always on the cutting edge of model railroad technology, Lionel developed the Magne-Traction track gripping system in 1950. The wheels are actually magnetized, increasing track adhesion for extra traction and stability around curves.



■ Traction Tire(s)

On many locomotives Traction Tires on one or more of the powered driving wheels provide extra strength and stability for hauling long strings of cars. Traction Tires grip the rails, enhancing tractive effort for extra pulling power.

■ SOUND

■ RailSounds

Widely regarded as the industry standard, the impressive RailSounds sound system brings the real sounds of the railroad to your layout. From the mechanical symphony of the locomotives, to the commotion of the station, you will be impressed by the digitally recorded samples of these special and authentic sounds.



■ MultiHorn/MultiWhistle

The sounds of the horn or the whistle actually change with each blast—just like the real thing. From the short, trumpet-like blasts of a diesel horn, to the breath-taking cries of the steam whistle, these familiar sounds replicate the magic of the rails.

■ Braking Sounds

Press the BRAKE button on your TMCC CAB-1 Remote Controller or rapidly decrease your transformer and listen for the screeching of your locomotive's brakes.

■ Shut-down and Start-up

Fire up your locomotive just like the real thing! Listen as the diesel engine turns over or the steam locomotive comes to life. You will also hear the sounds of the giant locomotive gradually fade away when you turn off power.

■ Steam Let-off/Blow-off

(TrainMaster Command Control required)

At the press of a button, your steam locomotive will replicate the sound of hot steam being released from the cylinders.

■ Diesel RPM

Throttle up your locomotive and listen as the engine's RPM increases. While the RPM sounds automatically increase with the speed of the engine and the power supplied to the track, you can also fine-tune the levels with your CAB-1 Remote Controller.

■ DynaChuff

A favorite feature among steam fans, DynaChuff is the varying intensity of the locomotive's chuffing, synchronized with the speed of the locomotive.

■ TowerCom Announcements

(TrainMaster Command Control required)

“1361, you're clear for departure.” Locomotives equipped with TowerCom feature a specialized announcement or announcements from the tower to your locomotive. Many TowerCom announcements include your locomotive's roadname and number.

▪ CrewTalk Communications

(TrainMaster Command Control required)

Strain to hear the crackling, unintelligible radio communications inside of your locomotive, caboose, or other cars. Operate several CrewTalk-equipped locomotives with CrewTalk-equipped rolling stock, and you will find that these communications are sequenced to sound as though personnel stationed at different parts of the train are radioing each other, to enhance the realism of Lionel operation.

▪ StationSounds

Listen to the sounds of the busy platform! With a StationSounds equipped passenger car, you will hear the station's loudspeaker announce arrivals and departures. Enroute, the conductor makes dining reservation and station stop announcements. Some cars even feature the "clickety-clack" of the train's wheels speeding along the track.

■ ILLUMINATION

▪ Directional Lighting

Most TrainMaster Command Control diesel locomotives and TMCC-equipped steam locomotives with a headlight and tender back-up light feature directional lighting. Operate a TMCC-equipped diesel in forward and the headlight illuminates the mainline, in reverse the headlight shuts off and the rear headlight or the headlight of a second diesel (in a multi-unit lash-up) will shine. For TMCC-equipped steam locomotives, the headlight remains on in both forward and reverse operation. In reverse, the tender back-up light (if present) will shine.

▪ Classification Lights and Marker Lights

Classification lights are located on the boiler front or top of some steam locomotives while marker lights are on the rear of some steam locomotive tenders. These lights are also located on the ends of some diesel locomotives.

▪ Lighted Number Boards

Brightly illuminated, the locomotive's unique road number is displayed on the boiler top of some steam locomotives and on the ends of some diesel locomotives.

▪ Strobe Light

This flashing warning light is located on the cab roof of some diesel locomotives.

▪ Ditch Lights

These low-mounted lights serve as close-range secondary headlights on some diesel locomotives.

▪ Glowing Firebox and Flickering Firebox

A red glow steadily emanates from the firehole inside of the cab of Lionel steam locomotives equipped with the glowing firebox. Steam locomotives equipped with a flickering firebox add action to the above. Multiple LEDs create the illusion of a live fire "flickering" within.

▪ Variable ashpan glow

Start up a Lionel steam locomotive equipped with this feature and look for a red glow on the outside of the locomotive between the ashpan and firebox. As speed increases the light grows brighter, simulating the increased draft onto the fire.

Feature Icons

As you journey through this catalog, look for the bold icons that represent your favorite Lionel features. The Odyssey System, TrainMaster Command Control—all of the best innovations are included. At a glance, you'll know how each locomotive is outfitted. You can't miss your favorite features with these specialized icons!



Odyssey System

TrainMaster Command Control

RailSounds

Magne-Traction

ElectroCouplers

Wireless Tether



HOLIDAY

(8-87024) 2003 Large Scale Christmas Boxcar \$54.99

NEW!



2003 Christmas Boxcars

Let the frolicking snowmen of the Lionel Christmas Boxcars inspire your holiday season. This year also finds a new car especially designed by renowned artist Angela Trotta Thomas featuring her painting "Home for the Holidays".

LARGE SCALE CHRISTMAS BOXCAR FEATURES:

- Opening doors
- Equipped with Large Scale knuckle couplers and optional hook and loop couplers
- Compatible with most popular Large Scale trains
- Length: 16"

O GAUGE AND AMERICAN FLYER CHRISTMAS BOXCARS FEATURE:

- Die-cast metal sprung trucks (American Flyer Christmas Boxcar has non-sprung die-cast trucks)
- Operating couplers
- Metal frames
- Opening doors
- Minimum Radius: O gauge boxcar: 0-27
American Flyer boxcar: S gauge
- Length: O Gauge boxcar: 10 1/4"
American Flyer boxcar: 8 3/4"

NEW!



(6-36253) 2003 O Gauge Christmas Boxcar \$44.99

(6-48353) 2003 American Flyer Christmas Boxcar \$49.99



NEW!



NEW!

**Angela Trota Thomas
"Home for the Holidays" Boxcar**

FEATURES:

- Die-cast metal sprung trucks and operating couplers
- Metal frame
- Opening doors
- Minimum Radius: 0-27
- Length: 10 1/4"

(6-36270) \$44.99



NEW!

**Lionelville Tree Transport
Gondola with Christmas Trees**

This colorful gondola includes ten realistic pine trees that can be unloaded and displayed across any holiday layout.

FEATURES:

- Die-cast metal sprung trucks and operating couplers
- Ten Christmas trees
- Minimum Radius: 0-27
- Length: 10 1/2"

(6-26061) \$49.99

Egg Nog Single Dome Tank Car

Santa's favorite holiday beverage is en route to your layout with this brightly decorated tank car.

FEATURES:

- Die-cast metal sprung trucks and operating couplers
- Metal handrails, ladders and platform
- Minimum Radius: 0-27
- Length: 10"

(6-26149) \$44.99



NEW!

Santa Claus Bobbing Head Car

Watch as Santa's head bobs up and down through the opening in the roof as the car rolls along the track.

FEATURES:

- Die-cast metal trucks and operating couplers
- Figure moves up and down as car rolls along the track
- Minimum Radius: 0-27
- Length: 10 1/4"

(6-36743) \$54.99



Hand-painted Santa Claus figure

NEW!



Santa's Radar Tracking Car

With the radar antenna rotating as it rolls down the rails, this colorful Christmas car anticipates everyone's favorite season. Tracking Santa's sleigh on the illuminated screen, this able elf keeps Jolly St. Nick on schedule.

FEATURES:

- Die-cast metal trucks and operating couplers
- Illuminated radar screen
- Rotating antenna
- Minimum Radius: 0-27
- Length: 10 3/4"

(6-36767) \$54.99



NEW!

Naughty & Nice Ore Car 2-Pack


Have you been good this year? This Ore Car 2-Pack features a coal load for the naughty and a mountain of presents for the nice.

FEATURES:

- Die-cast metal sprung trucks and operating couplers
- Removable coal load
- Ten removable packages
- Minimum Radius: 0-27
- Length of each car: 6 5/8"

(6-16470) \$59.99

Illuminated radar screen and colorful graphics





Christmas Music Boxcar

Enjoy the sounds of the season with the Christmas Music Boxcar. Powered by one nine-volt battery (not included), this car plays 12 of your favorite carols.

FEATURES:

- Die-cast metal sprung trucks and operating couplers
- Plays 12 Christmas carols
- ON/OFF switch
- Opening doors
- Minimum Radius: 0-27
- Length: 10 1/4"

(6-36733) \$59.99

Christmas Yuletide Trolley

Imagine an afternoon from days gone by, where the holiday season meant going downtown to marvel at window displays. Then you caught the trolley with an armful of bright packages, riding from one end of the avenue to the other. With bright LED headlights and interior lighting, the Lionel Christmas trolley brings some cheerful action to any holiday layout.

FEATURES:

- Bumper controlled forward and reverse operation
- Operating LED headlights
- Interior lighting with passenger silhouettes
- Powerful maintenance-free motor
- Traction tire
- Minimum Radius: 0-27
- Length: 6 3/4"

(6-18481) \$59.99

Silver Bell Express

Dressed in a frosty silver and blue livery, the Silver Bell Express graces the rails with three metal bells and a musical caboose in tow. This Large Scale train set includes a giant circle of track and a powerful transformer. To expand your layout, see the Large Scale track and switches available on pages 150-151.

SET INCLUDES:

- 0-6-0 steam locomotive, gondola with bells, musical Christmas caboose in tow.
- 12 pieces of curved Large Scale track,
- 40 watt transformer, one Santa Claus figure

LOCOMOTIVE FEATURES:

- Transformer controlled forward and reverse
- Powerful maintenance-free motor
- Operating headlight
- Weather-resistant construction for indoor/outdoor use
- Nickel-plated metal wheels
- Plated detail parts
- Removable roof for easy access to interior
- Santa Claus figure



ROLLING STOCK FEATURES:

- Weather-resistant construction
- Removable bells in gondola
- Musical caboose plays 12 of your favorite Christmas carols (nine-volt battery not included)
- Large Scale
- Length: Approx. 36"
- Layout dimensions: 51" diameter

(8-81024) \$199.99



Silver Bell Express



See page 150 for additional track



Large Scale Thomas the Tank Engine

Bring the excitement and adventure of the Island of Sodor to your home with the Large Scale Thomas the Tank Engine Set. Along for the journey are his faithful coaches Annie and Clarabel, as well as two Railway Workers, and of course Sir Topham Hatt. Thomas' moving eyes ensure that your journey on everyone's #1 engine is a safe one, and the removable roofs of Annie and Clarabel allow you to make sure all the passengers are "All Aboard!" To expand your layout, see the Large Scale track and switches available on pages 150-151.

SET INCLUDES:

- Thomas the Tank Engine with three changeable faces, Annie, Clarabel, three play figures, 12 pieces of curved Large Scale track, 40 watt transformer

FEATURES:

- Transformer controlled forward and reverse
- Moving eyes on Thomas the Tank Engine
- Powerful maintenance-free motor
- Nickel-plated metal wheels on Thomas the Tank Engine
- Weather-resistant construction for indoor/outdoor use
- Set of three removable faces
- Removable roofs on Thomas, Clarabel and Annie
- Three play figures
- Large Scale
- Length: 38"
- Layout dimensions: 51" diameter

(8-81027) \$199.99



©2003 Gullane (Thomas) Limited



Thomas features three interchangeable faces



Winter Wonderland Railroad Christmas Train

The Winter Wonderland Railroad departs from the North Pole to all points south for the Holidays. Warm puffs of smoke waft into the frosty air above the 4-4-2 steam locomotive. Your favorite Christmas carols play joyfully inside the boxcar, and Santa tries to escape the embrace of Mrs. Claus who seems a little overanxious with the Mistletoe! This special Christmas train features the all-new FasTrack track system and the powerful new CW-80 Transformer.

SET INCLUDES:

- 4-4-2 steam locomotive and tender, Christmas music boxcar, Santa and Mrs. Claus animated gondola, lighted caboose, 3 straight FasTrack track sections, 8 curved FasTrack track sections, a FasTrack terminal section, CW-80 Transformer, smoke fluid, "How-to" instructional video

LOCOMOTIVE FEATURES:

- Transformer controlled forward, neutral and reverse operation
- Realistic air whistle in tender
- Operating headlight
- Operating coupler on rear of tender
- Powerful maintenance-free motor
- Traction tire
- Puffing smoke unit
- Die-cast metal locomotive body

ROLLING STOCK FEATURES:

- Operating couplers
- Musical boxcar plays 12 of your favorite Christmas carols (nine-volt battery not included)
- Hand-painted Santa and Mrs. Claus figures on the animated gondola
- Minimum Radius: 0-27
- Length: Approx. 46"
- Layout dimensions: 40" x 60"

(6-31941) \$199.99

Norman Rockwell® Christmas Train

Perhaps no other artist has defined an American Christmas as much as Norman Rockwell®.

Featuring officially licensed reproductions of classic Rockwell® originals, the all-new Norman Rockwell® Christmas Train summons the cherished memories of yesteryear. A mighty 4-6-4 locomotive with puffing smoke, lights and whistle leads a very special consist of three decorated reefers, and a wood-sided caboose. The painting on each car is carefully reproduced using a special four-color printing process to ensure crystal clear images and brilliant colors. The Norman Rockwell® Christmas Train also includes the all-new FasTrack track system and the powerful new CW-80 Transformer.

SET INCLUDES:

- Hudson 4-6-4 steam locomotive and tender, 3 reefers, a wood-sided caboose, 3 straight FasTrack track sections, 8 curved FasTrack track sections, a FasTrack terminal section, CW-80 Transformer, smoke fluid, "How-to" instructional video

LOCOMOTIVE FEATURES:


- Transformer controlled forward, neutral and reverse operation
- Realistic air whistle in tender
- Operating headlight
- Operating coupler on rear of tender
- Powerful, maintenance-free motor
- Traction tire
- Puffing smoke unit
- Die-cast metal locomotive body

ROLLING STOCK FEATURES:

- Die-cast metal sprung trucks (caboose has die-cast metal trucks) and operating couplers
- Painted bodies
- Metal brake wheels
- Lighted Caboose interior, operating smoke unit and marker lights
- Minimum Radius: 0-27
- Length: Approx. 59 1/2"
- Layout dimensions: 40" x 60"

(6-31942) \$399.99

Licensed by
Norman Rockwell Licensing



Winter Wonderland Railroad Christmas Train



Norman Rockwell® Christmas Train



FasTrack

NEW!



"How-to" instructional video included with each of these sets



TRAIN SETS

The All-New Lionel FasTrack Track System and CW-80 Transformer

New for 2003, Lionel ready-to-run O gauge train sets include the all new FasTrack track system and most include the newly designed CW-80 Transformer.

Featuring engraved ballast and painted track ties, the realistically detailed base of each FasTrack piece provides extra stability on all sorts of surfaces, including the living room carpet. Each piece is easy to connect and disconnect offering a positive, secure connection every time. See page 144 for more on this all-new system.

The new CW-80 Transformer provides 80 watts of power in a compact package reminiscent of the legendary ZW Transformer. The CW-80 Transformer (also available separately, see page 143) has two programmable accessory outputs, allowing voltage levels for accessories to be set independently of track power. No need to worry about blown lightbulbs!

"How-to"
instructional video
included with most
Lionel ready-to-run
train sets



ALL NEW
TRACK AND
TRANSFORMER

FasTrack




Great Northern Glacier Route



Pennsylvania Flyer



Southern Diesel Freight



Great Northern Glacier Route

Painted in bright Omaha orange and deep Pullman green, this powerful RS-3 diesel locomotive races across the chilly northern reaches of Minnesota, North Dakota, Montana, and Washington. This Great Northern freight train hustles goods from the Twin Cities all the way to the port of Seattle, passing through Glacier National Park and crossing the Rocky Mountains, sounding its powerful horn along the way.

SET INCLUDES:

- RS-3 diesel locomotive, boxcar, three dome tank car, caboose, three straight FasTrack track sections, eight curved FasTrack track sections, a FasTrack terminal section, 40-Watt Transformer

LOCOMOTIVE FEATURES:

- Transformer controlled forward, neutral and reverse operation
- Operating diesel horn
- Operating headlight
- Powerful maintenance-free motor
- Two traction tires
- Operating couplers
- Lighted interior

ROLLING STOCK FEATURES:

- Operating couplers
- Opening doors on boxcar
- Minimum Radius: 0-27
- Length: 43"
- Layout dimensions: 40" x 60"

(6-31952) \$149.99

ALL NEW
TRACK AND
TRANSFORMER

Pennsylvania Flyer

With smoke pouring from its stack and its headlight ablaze, this mighty 4-4-2 steam locomotive races across the countryside, hauling fast freight to the big port cities of the Eastern Seaboard. Listen to the whistle of the Pennsylvania Flyer howl, signaling the beginning of a new O gauge railroading adventure.

SET INCLUDES:

- 4-4-2 steam locomotive and tender, boxcar, gondola with four canisters, caboose, three straight FasTrack track sections, eight curved FasTrack track sections, a FasTrack terminal section, CW-80 Transformer, "How-to" instructional video, smoke fluid

LOCOMOTIVE FEATURES:

- Transformer controlled forward, neutral and reverse operation
- Air whistle in tender
- Operating headlight
- Operating coupler on rear of tender
- Powerful maintenance-free motor
- Traction tire
- Puffing smoke unit
- Die-cast metal locomotive body with metal frame and trucks

ROLLING STOCK FEATURES:

- Operating couplers
- Opening doors on boxcar
- Four removable canisters on gondola
- Minimum Radius: 0-27
- Length: 46 1/2"
- Layout dimensions: 40" x 60"

(6-31936) \$179.99

Southern Diesel Freight

The Southern Diesel Freight train thunders through Dixieland, its diesel horn blaring to warn motorists at grade crossings. Behind the powerful GP-38 locomotive parade a boxcar, a coal hopper, an operating searchlight car, and a caboose. Imagine the conductor inside the lighted caboose double-checking his way bills. With all that freight to unload, his crew will have to fire up the searchlight so that they can work through the night.

SET INCLUDES:

- GP-38 diesel locomotive, operating searchlight car, boxcar, coal hopper, caboose with lighted interior, three straight FasTrack track sections, eight curved FasTrack track sections, a FasTrack terminal section, CW-80 Transformer, "How-to" instructional video

LOCOMOTIVE FEATURES:

- Transformer controlled forward, neutral and reverse operation
- Operating diesel horn
- Operating headlight
- Dual operating couplers
- Dual powerful maintenance-free motors
- Two traction tires
- Metal frame

ROLLING STOCK FEATURES:

- Operating couplers
- Opening doors on boxcar
- Operating searchlight on searchlight car
- Lighted caboose interior
- Minimum Radius: 0-27
- Length: 49"
- Layout dimensions: 40" x 60"

(6-31938) \$229.99

ADVENTURE TRAIN SETS

Great Train Robbery

Stick 'em up! This train rushes across the hostile West, desperately trying to escape the dastardly clutches of this dangerous gang of gold-hungry varmints. Not far behind, a couple of members of the wild bunch frantically work the hand car to catch up to the powerful General-type locomotive—and the gold bullion stashed in the mint car behind it! Featuring a flatcar with horses and a Union Pacific Pony Express baggage car, this complete, ready-to-run set offers a strongbox full of adventures for the beginning model railroader.

SET INCLUDES:

- General-type steam locomotive and tender, mint car, flatcar with horses, baggage car, motorized hand car, three straight FasTrack track sections, eight curved FasTrack track sections, a FasTrack terminal section, CW-80 Transformer, "How-to" instructional video, smoke fluid

LOCOMOTIVE FEATURES:

- Transformer controlled forward, neutral and reverse operation
- Operating headlight
- Operating coupler on rear of tender
- Powerful maintenance-free motor
- Puffing smoke unit
- Two traction tires

ROLLING STOCK FEATURES:

- Operating couplers
- Air whistle in baggage car
- Four horse figures and fencing on flat car
- Plated gold bullion load in mint car

HANDCAR FEATURES:

- Transformer controlled operation
- Powerful maintenance-free motor
- Two bandit figures pump the handle
- Locomotive and rolling stock individually boxed
- Minimum Radius: 0-27
- Length: Approx. 48 3/4"
- Layout dimensions: 40" x 60"

(6-31939) \$249.99

"Riding the Rails" Hobo Train

During the Great Depression, many men had to bend the rules to make ends meet, including hopping a free ride on an outbound freight. This new Lionel train set celebrates the adventuresome life of the carefree hobo. Tell stories around the flickering campfire, escape the clutches of a railroad bull or simply sit back and watch the world go by outside the boxcar door. Two tramps have even commandeered a hand car to catch up to their bindlestiff bearing comrades.

SET INCLUDES:

- Hudson steam locomotive and tender, double door boxcar with figure, hobo chase gondola, lighted caboose, hobo handcar, hobo campfire accessory, three straight FasTrack track sections, eight curved FasTrack track sections, a FasTrack terminal section, CW-80 Transformer, "How-to" instructional video, smoke fluid

LOCOMOTIVE FEATURES:

- Transformer controlled forward, neutral and reverse operation
- Realistic air whistle in tender
- Operating headlight
- Operating coupler on rear of tender
- Powerful maintenance-free motor
- Traction tire
- Puffing smoke unit
- Die-cast metal locomotive body

ROLLING STOCK FEATURES:

- Operating couplers
- Double door boxcar with figure
- Hobo figures move around gondola while train is in motion

HANDCAR FEATURES:

- Transformer controlled operation
- Maintenance-free powerful motor
- Two hobo figures pump the handle

HOBO CAMPFIRE FEATURES:

- Five pewter figures
- Pewter cooking pot and campfire spit
- Two bright, flickering LEDs
- Removable mounting tabs on base
- ON/OFF switch concealed under the trash can
- Locomotive and rolling stock individually boxed
- Minimum Radius: 0-27
- Length: Approx. 47 3/8"
- Hobo Campfire dimensions: 5 1/2" diameter
- Layout dimensions: 40" x 60"


(6-31953) \$299.99

FasTrack


ALL NEW
TRACK AND
TRANSFORMER

ALL NEW
TRACK AND
TRANSFORMER

Great Train Robbery



"Riding the Rails" Hobo Train



**HOBO
CAMPFIRE
INCLUDED**


Hobo Guitar player rides in
open door of boxcar



"How-to"
instructional
video included
with each of
these sets



New York Central Flyer with RailSounds



New York Central Limited with RailSounds



ALL NEW TRACK AND TRANSFORMER



ALL NEW TRACK AND TRANSFORMER



ALL NEW TRACK AND TRANSFORMER



Santa Fe Super Freight with RailSounds

New York Central Flyer with RailSounds

The New York Central Railroad was once one of the largest freight haulers in the United States. A boxcar with the famous New York Central "Early Bird" logo is included in this set. The tough die-cast metal locomotive equipped with the RailSounds sound system brings the Flyer to life with steam chuffing, whistle blowing and more.

SET INCLUDES:

- 4-4-2 steam locomotive and tender, boxcar, flatcar with stakes and bulkheads, caboose, three straight FasTrack track sections, eight curved FasTrack track sections, a FasTrack terminal section, CW-80 Transformer, smoke fluid, "How-to" instructional video

LOCOMOTIVE FEATURES:

- Transformer controlled forward neutral and reverse operation
- RailSounds sound system with steam sounds, synchronized chuffing, crew announcements, brake squeal, steam whistle and bell
- Operating headlight
- Operating coupler on rear of tender
- Powerful maintenance-free motor
- Traction tire
- Puffing smoke
- Die-cast metal locomotive body
- Metal tender frame with die-cast metal trucks

ROLLING STOCK FEATURES:

- Die-cast metal sprung trucks (caboose has die-cast metal trucks) and operating couplers
- Opening doors on boxcar
- Lighted caboose interior
- Minimum Radius: 0-27
- Length: Approx. 46"
- Layout dimensions: 40" x 60"

(6-31940) \$249.99

New York Central Limited with RailSounds

The Limited is clad in the famous "Lightning Stripes" of New York Central's passenger fleet. Our celebrated FT diesel locomotive with two powerful motors leads a matched set of passenger cars. Each car features lighted, realistically detailed interiors. With the RailSounds sound system you get genuine diesel engine revving sounds, horn, bell and squealing brake sounds.

SET INCLUDES:

- EMD FT diesel locomotive, two individually numbered passenger coaches, observation car, three straight FasTrack track sections, eight curved FasTrack track sections, a FasTrack terminal section, CW-80 Transformer, "How-to" instructional video

LOCOMOTIVE FEATURES:

- Transformer controlled forward, neutral and reverse operation
- RailSounds sound system with bell, horn, diesel engine revving and crew announcements
- Operating headlight
- Operating coupler on front
- Dual powerful maintenance-free motors
- Four traction tires
- Die-cast metal trucks and pilot
- Metal frame
- Separately applied grab irons and ladders

PASSENGER CARS FEATURE:

- Die-cast metal trucks and operating couplers
- Authentically detailed interiors with seats and separate compartments
- Interior lighting
- Decorated drumhead on observation car
- Flexible diaphragms between cars
- Opening doors
- Locomotive and rolling stock individually boxed
- Minimum Radius: 0-27
- Length: Approx. 51"
- Layout dimensions: 40" x 60"

(6-31944) \$349.99

Santa Fe Super Freight with RailSounds

The legendary freight trains of the Atchison, Topeka & Santa Fe once fought through tough freight routes with names like Tehachapi and Cajon Pass. Puffing smoke and the realistic RailSounds sound system add even more action to the highly detailed 2-8-4 Berkshire steam locomotive.

A caboose with a lighted interior finishes the string of brightly painted freight cars. With a large layout of the all-new FasTrack track system and the powerful, new 80 watt CW-80 Transformer, this train set has the potential to grow into a full-fledged O gauge railroad empire.

SET INCLUDES:

- 2-8-4 Berkshire steam locomotive and tender, boxcar, single dome tank car, flatcar with semi trailer, caboose, three straight FasTrack track sections, eight curved FasTrack track sections, a FasTrack terminal section, CW-80 Transformer, smoke fluid, "How-to" instructional video

LOCOMOTIVE FEATURES:

- Transformer controlled forward, neutral and reverse operation
- RailSounds sound system with steam sounds, synchronized chuffing, crew announcements, brake squeal, steam whistle and bell
- Operating headlight
- Powerful maintenance-free motor
- Two traction tires
- Puffing smoke
- Die-cast metal locomotive body and frame
- Die-cast metal tender body and trucks
- Separately applied metal handrails

ROLLING STOCK FEATURES:

- Die-cast metal sprung trucks (caboose has die-cast metal trucks) and operating couplers
- Opening doors on boxcar
- Removable trailer on flatcar
- Lighted Caboose interior
- Locomotive and rolling stock individually boxed
- Minimum Radius: 0-27
- Length: Approx. 58"
- Layout dimensions: 40" x 60"

(6-31945) \$399.99

PREMIUM TRAIN SETS



Standard O stock car includes opening doors, cow figures and detailed underframe





Union Pacific Burro Crane Set

Dressed in the silver Maintenance of Way livery of the Union Pacific, the Burro Crane makes its way down the mainline with track gondolas in tow. This road will be back in service in no time. The animated action of a classic Lionel Burro Crane leads this M.o.W. expedition. Two clip-on track actuators are included to change the direction of the crane. With the flick of a switch, the crane stops and the cab rotates back and forth automatically.

SET INCLUDES:

- Powered burro crane, one gondola with rail sections and one gondola with track ties, two track actuators

BURRO CRANE FEATURES:

- Forward and reverse operation
- Rotating cab
- Manually controlled boom and winch
- Fixed couplers
- Powerful Pullmor motor
- Metal frame

GONDOLAS FEATURE:

- Die-cast metal sprung trucks and operating couplers
- Nine rail sections
- Nine track ties
- Crane and gondolas individually boxed
- Minimum Radius: 0-27
- Set Length: Approx. 25"

(6-31706) \$249.99



Chesapeake & Ohio Diesel Freight

Throughout its history the Chesapeake & Ohio Railroad had been known for conquering tough Appalachian grades and for tackling heavy freight consists from around the country. C&O freight trains moved merchandise from the northern Great Lakes to the southern tidewater seaports. In 1949, the C&O began its switch from steam to diesel power. During the early 1950s the railroad purchased its first GP-9 from General Motors' ElectroMotive Division. The locomotive proved so successful that the C&O had ordered a total of 363 units by 1957.

The Chesapeake & Ohio Freight Train celebrates the power of both the C&O and one of the toughest locomotives of the early diesel era. Heading this new freight train set is a dual-motored Lionel GP-9 diesel locomotive featuring a realistic operating horn and bright directional lighting. A Standard O ACF 40 ton Stock Car, like those first introduced in Lionel Classic Trains Vol. II. 2001, featuring four removable cow figures, highlights the rolling stock of this set. A classic bay window caboose with interior lighting brings up the rear.

SET INCLUDES:

- GP-9 diesel locomotive, Standard O ACF 40 ton stock car, single dome tank car, flatcar with semi trailer, bay window caboose

LOCOMOTIVE FEATURES:

- Transformer controlled forward, neutral and reverse operation
- Operating diesel horn
- Directional lighting including operating headlights
- Operating strobe light
- Two operating couplers
- Dual powerful maintenance-free motors
- Four traction tires
- Die-cast metal trucks, fuel tank and pilots
- Metal frame and handrails
- Separately applied grab irons

ROLLING STOCK FEATURES:

- Die-cast metal sprung trucks and operating couplers (caboose has non-sprung die-cast metal trucks)
- Standard O ACF 40 ton stock car includes die-cast metal operating couplers with hidden uncoupling tab
- Opening doors on stock car with four cow figures
- Removable trailer on flatcar
- Interior lighting in caboose
- Flashing rear light on caboose
- Locomotive and rolling stock individually boxed
- Minimum Radius: 0-31
- Length: Approx. 55 1/2"

(6-31707) \$349.99

Phantom III Locomotive and Passenger Cars

By the 1920s, the automobile was steadily growing in popularity as a means of transporting passengers and hauling freight. It was clear that this revolution would threaten the railroad industry.

In Pratt's Hollow, Missouri, a clandestine group of professional railroad designers secretly collaborated to develop a modern locomotive that would triumph over the automobile by employing many new technologies in the design of railroad equipment. To the Pratt's Hollow group, efficiency was paramount in competing with the auto industry, but not at the expense of style. Until the designs were completed and patented, these new ideas were carefully guarded from public knowledge. Mysteriously, this never happened.

Had the Pratt's Hollow tale been true, who knows what would've been whooshing down the rails today. The Phantom III passenger cars and Phantom III locomotive all include eerie interior illumination. The Phantom III features unique sound effects specially designed for these fantastical locomotives.

PHANTOM III

- TrainMaster Command Control equipped—able to run in Command Control Mode or in Conventional Transformer Control Mode
- RailSounds sound system with eerie "Phantom" locomotive sounds
- Directional lighting including operating headlight
- Powerful Pullmor motor
- Magne-Traction track gripping system
- Two traction tires
- Metal frame
- Metal trucks with streamlined skirting
- ElectroCoupler on rear
- Interior lighting
- Minimum Radius: 0-31
- Length: 14"

(6-18516) \$349.99

PHANTOM III PASSENGER CAR 4-PACK

- Metal trucks with streamlined skirting
- Die-cast metal operating couplers
- Metal frames
- Interior lighting
- Minimum Radius: 0-31
- Length: Single car: 14 1/8"
Set: 56 1/2"

(6-15507) \$349.99

PREMIUM TRAIN SETS



#1563W Wabash Freight Set

On Christmas morning, 1956, one was a very lucky boy indeed if he found the Lionel #1563W Wabash Freight set under the tree. A Pullmor powered F-3 diesel pulled an action packed consist including a bright searchlight car, operating barrel car and the famed Evans auto loader. The Postwar Celebration Series reissue of this prized train set is true to the original's colors and paint schemes. Also, the new #1563W Wabash Freight set comes equipped with the trainMaster Command control system, the RailSounds sound system and a programmable searchlight car. Adjust the searchlight's brightness and rate of rotation using a standard remote control track section (sold separately). A matching non-powered F-3 A-unit is now available separately.

SET INCLUDES:

- #2240P Wabash F-3 powered A-unit, #2240C Wabash F-3 non-powered B-unit, #6467 flatcar with stakes and bulkheads, #3562-50 operating barrel car, #3620 die-cast metal searchlight car, #6414 Evans auto loader, #6357 caboose

WABASH F-3 POWERED A-UNIT AND NON-POWERED UNITS FEATURE:

- TrainMaster Command Control equipped—able to run in Command Control Mode or in Conventional Transformer Control Mode
- RailSounds sound system with CrewTalk communication and TowerCom announcements
- Directional lighting including operating headlights on A-units and operating back-up light on B-unit
- Front ElectroCouplers on A-units and rear ElectroCoupler on B-unit
- Dual powerful Pullmor motors in powered A-unit
- Magne-Traction track gripping system on powered A-unit
- Four traction tires
- Die-cast metal trucks, pilots and frames
- Lighted cab interiors in A-unit
- Engineer and fireman figures in powered A-unit
- Postwar Celebration Series plaques and packaging

ROLLING STOCK FEATURES:

- Die-cast metal sprung trucks (barrel car, searchlight car and caboose have non-sprung die-cast metal trucks) and operating couplers
- Postwar Celebration Series plaques
- Individually boxed in special Postwar Celebration Series packaging
- #6467 flatcar includes metal stakes
- #3562-50 operating barrel car features a metal barrel channel with six wooden barrels
- #3620 operating searchlight car features a die-cast metal body and programmable operation to adjust brightness and rate of rotation
- #6414 Evans auto loader features metal superstructure and four removable automobiles
- #6357 caboose features interior lighting with metal frame, ends and smoke stack
- Minimum Radius: 0-27
- Length: 14"

(6-31711) \$699.99



Adjust searchlight's brightness and rate of rotation via remote control



Figure rolls barrel over the side

(6-14584) Wabash F-3 non-powered A-unit \$199.99





See the matching sound car on page 105



Launching missile



NEW!



U.S. #1805 Land-Sea-Air Marines Missile Launch Set

In 1960, a futuristic military train—the Lionel Land-Sea and Air Gift Pack took layouts across the country by storm. This Postwar classic included plenty of action with its launching helicopter, submarine and firing missiles on the locomotive. This accurately decorated reissue is now available with the TrainMaster Command Control system. Fire the missiles with the touch of a button on your CAB-1 Remote Controller (sold separately, see page 138). This set features special Postwar Celebration Series plaques and packaging. Add the matching Missile Launch Sound Car (sold separately, see page 105) and hear the whoosh of the rockets, special crew announcements and more!

SET INCLUDES:

- #45 missile launcher locomotive, #3429 helicopter launch car with launching helicopter, #3820 flatcar with submarine, #6640 missile launch car, #6824 stretcher caboose with figure and stretchers

LOCOMOTIVE FEATURES:

- TrainMaster Command Control equipped—able to run in Command Control Mode or in Conventional Transformer Control Mode
- Missile launching function via TMCC CAB-1 Remote Controller or with Remote Control Track (both sold separately, see page 150)
- Operating headlights
- ElectroCoupler on rear of locomotive
- Powerful Pullmor motor
- Magne-Traction track gripping system
- Metal frame
- Flashing strobe light
- Operator figure
- Four missiles
- Postwar Celebration Series plaque

ROLLING STOCK FEATURES:

- Die-cast metal sprung trucks and operating couplers
- Manually launching missile on #6640 missile launch car
- Launching helicopter on #3429 helicopter launch car (Remote-Control Track section required, sold separately)
- Manually operated, removable submarine on #3820 flatcar
- Postwar Celebration Series plaques
- Individually boxed in special Postwar Celebration Series packaging
- Minimum Radius: 0-27
- Length: Approx. 54 1/2"

(6-31708) \$449.99

Burlington Northern Coal Train Set

Unit coal trains provide one of the most important resources in railroading. Seemingly endless strings of coal cars carry their load of black diamonds to power plants around the country. Out west, the mighty Burlington Northern reigned supreme. They favored the aluminum bathtub gondola, such as those built by Johnstown America, for coal hauling as they saved weight yet did not sacrifice strength. They used powerful diesel locomotives like the SD-70MAC to pull their unit coal trains across Big Sky country.

The SD-70MAC is a 4,000 horsepower brute that proved well-suited to haul a mile long train. General Motors introduced the SD-70MAC in 1992. The scale-sized TMCC-equipped Lionel version of this modern freighter includes the Odyssey System for speed control and the RailSounds sound system featuring some of the most realistic diesel locomotive effects in O gauge railroading. The brilliant green paint scheme includes sharp graphics and accurate readable warning stencils.

Each bathtub gondola features the revolutionary Lionel rotary coupler. When used with the Lionel Rotary Coal Tipple operating accessory (see Lionel Classic Trains vol. 1 2002), the bathtub gondolas function just like the prototype. Without uncoupling, each car is rotated and unloaded. In the tradition of modern caboose-less railroading, a flashing red End-of-Train-Device is mounted on the rear of the last car.

SET INCLUDES:

- One SD-70MAC diesel locomotive, one double rotary coupler bathtub gondola, four single rotary coupler bathtub gondolas, one single rotary coupler gondola with a flashing End-of-Train-Device



LOCOMOTIVE FEATURES:

- TrainMaster Command Control equipped—able to run in Command Control Mode or in Conventional Transformer Control Mode
- RailSounds sound system with CrewTalk communication and TowerCom announcements
- Odyssey System for speed control
- Directional lighting including operating LED headlights
- Two ElectroCouplers
- Dual powerful, maintenance-free motors with momentum flywheels
- Fan-driven smoke unit
- Four traction tires
- Die-cast metal trucks, pilots and fuel tank
- Metal frame and handrails
- Separately applied metal details
- Lighted number boards
- Lighted cab interior
- Engineer figures

BATHTUB GONDOLAS FEATURE:

- Die-cast metal sprung trucks and operating couplers
- Minimum Radius: 0-31
- Length: Locomotive: 18"
Single bathtub gondola: 11 3/4"
Set: Approx. 88 1/2"

(6-31710) \$649.99

NEW!



Detailed warning stencils



Realistic rotary coupler



Flashing End-of-Train Device





Crescent Limited

Southern Railway #1396 was one of four of that railroad's new PS-4 Pacific locomotives delivered specially lettered for service hauling the prestigious *Crescent Limited* from New York to New Orleans. In 1929, Pullman Standard created new cars in a two-tone green paint scheme to match these dignified *Crescent Limited* locomotives. The new Lionel *Crescent Limited* Passenger Train pays tribute to one of the most beautiful passenger fleets in railroading history.

A newly designed, scale-sized PS-4 Pacific locomotive leads a two-tone green consist of 19" heavyweight passenger cars. The new PS-4 Pacific includes the latest Lionel features such as the new synchronized smoke unit, FatBoy speaker system and Refined Conventional Transformer Control Mode with Odyssey System ON/OFF control. Each passenger car includes an authentically painted and detailed interior with overhead lighting. The accurate color schemes on both the locomotive and passenger cars were taken from actual Southern Railway painting diagrams for the *Crescent Limited*.

SET INCLUDES:

- All-new PS-4 Pacific locomotive and tender, one heavyweight combination car, two heavyweight sleepers, one heavyweight observation car

LOCOMOTIVE FEATURES:

- Produced from all-new tooling
- TrainMaster Command Control equipped—able to run in Command Control Mode or in Conventional Transformer Control Mode
- Odyssey System for speed control with ON/OFF switch
- Refined Conventional Transformer Mode with lower starting speeds, improved smoke output and simplified Odyssey System controls
- RailSounds sound system with CrewTalk communication, TowerCom announcements and DynaChuff synchronized chuffing
- Synchronized smoke unit with improved smoke output
- FatBoy speaker for the ultimate in sound reproduction
- High-torque Pittman® motor with momentum flywheel
- Wireless Tether connection between locomotive and tender
- Operating headlight and classification lights on locomotive
- ElectroCoupler on rear of tender
- Two traction tires
- Scale front coupler with interchangeable 0 gauge coupler

- Separately applied metal details and piping
- Accurate, separately-applied builder's plates
- Authentically detailed cab interior
- Flickering firebox in cab
- Variable ashpan glow
- Cab window glass
- Engineer and fireman figures

HEAVYWEIGHT PASSENGER CARS FEATURE:

- Die-cast metal trucks and operating couplers with hidden uncoupling tab
- Metal frames
- Authentically detailed and painted interiors
- Interior lighting with ON/OFF control
- Opening doors
- Hand painted passenger figures
- Flexible diaphragms between cars
- Lighted drumhead on observation car
- Minimum Radius: 0-54
- Length: Locomotive: 23 1/2"
Single car: 19"
Set: 99 1/2"

(6-31713) \$1399.99



Detailed cab interior features painted values, interior lighting and a flickering firebox



Lighted drumhead on observation car



ALL NEW
LOCOMOTIVE

NEW!





ALL NEW
LOCOMOTIVE



See page 94 for exciting add-on cars





Freedom Train

The post-WWII brainchild of Attorney General Tom C. Clark, the Freedom Train carried the most important artifacts of American history to towns and cities across the country in an effort to rededicate citizens to the blessings of the American system. From 1947 to 1949, the rolling history lesson received 3,521,841 visitors who saw original documents such as the Declaration of Independence. Leading the Lionel Freedom Train is an all-new scale-sized ALCo PA diesel that, just like the real thing, plays the first few bars of The Star Spangled Banner with its horn. Create a complete replica of the Freedom Train with the display car 3-pack found on page 94-95.

SET INCLUDES:

- ALCo PA diesel locomotive, heavyweight baggage car, two all-new heavyweight sleeper cars, heavyweight observation car
- Minimum Radius: O-54
- Set length: Approx. 92"

(6-21791) \$799.99

Union Pacific 50th Anniversary Limited

With car names taken from the 1950 Lionel Anniversary Set, this all-new, all-inclusive Limited provides one of the most exciting passenger train experiences in O gauge. Leading the consist, the scale-sized ALCo PA is produced from all-new tooling for a level of detail and performance comparable to our celebrated new F-3 diesels. Our finest aluminum passenger cars are made even better with all-new die-cast metal sprung trucks, metal roof details and separately applied operating end vestibules. This exciting train even includes a StationSounds Diner for arrival/departure calls, enroute announcements and more.

SET INCLUDES:

- All-new ALCo PA powered A-unit, all-new ALCo PB non-powered B-unit, all-new ALCo PA non-powered A-unit, aluminum baggage car, aluminum combo car, aluminum StationSounds diner, aluminum coach, two all-new aluminum offset vista dome coaches, aluminum observation car
- Minimum Radius: O-31
- Set length: Approx. 153 3/4"

(6-31712) \$1599.99

ALL-NEW ALCO PA POWERED AND NON-POWERED UNITS FEATURE:

- Produced from all-new tooling
- TrainMaster Command Control equipped—able to run in Command Control Mode or in Conventional Transformer Control Mode
- RailSounds sound system with CrewTalk communication and TowerCom announcements
- Odyssey System for speed control
- Directional lighting including LED headlights and operating marker lights on powered and non-powered A-units
- Dual powerful maintenance-free motors with momentum flywheels in powered A-units
- Four traction tires
- Fan driven smoke units in powered and non-powered A-units
- Die-cast metal trucks, pilot and fuel tank
- Metal frames
- Separately applied metal details
- Lighted number boards
- Lighted cab interiors in the powered A-units
- Engineer figures in both A-units
- Length: A-unit: 16 1/2"
B-unit: 16"

FREEDOM TRAIN HEAVYWEIGHT PASSENGER CAR FEATURES:

- All-new sleeper floor plan
- Die-cast metal trucks and operating couplers with hidden uncoupling tab
- Metal frames
- Authentically detailed and painted interiors
- Interior lighting with ON/OFF switch
- Opening doors
- Hand painted passenger figures
- Flexible diaphragms between cars
- Lighted drumhead on observation car
- Length: 19"

UPGRADED UNION PACIFIC ALUMINUM PASSENGER CAR FEATURES:

- All-new vista dome floor plan
- All-new die-cast metal sprung trucks and operating couplers with hidden uncoupling tab
- All-new separately applied metal details including rooftop vents and grab handles
- All-new detailed operating end vestibules with opening doors and working diaphragms
- StationSounds sound system (in diner)
- Metal frame
- Extruded aluminum body
- Authentically detailed interiors
- Interior lighting with ON/OFF switch
- Hand painted passenger figures
- Lighted drumhead on observation car
- Length: 15"



ALL NEW LOCOMOTIVES





Concept model shown



Fan rotates when locomotive moves

See page 94-95



World of Disney Train Set

All aboard! Next stop, the wonderful World of Disney. This brightly colored train set features a locomotive and rolling stock emblazoned with your favorite Disney characters.

SET INCLUDES:

- General-type steam locomotive and tender, reefer, vat car, caboose, 3 straight FasTrack track sections, 8 curved FasTrack track sections, a FasTrack terminal section, CW-80 Transformer, smoke fluid, custom Disney packaging, "how-to" instructional video

LOCOMOTIVE FEATURES:

- Transformer controlled forward, neutral and reverse operation
- Operating headlight
- Operating coupler on rear of tender
- Powerful maintenance-free motor
- Traction tire
- Puffing smoke unit
- Metal frame and trucks

ROLLING STOCK FEATURES:

- Operating couplers
- Vat Car with four decorated vats
- Caboose with interior illumination
- Individually boxed in custom Disney packaging
- Minimum Radius: 0-27
- Length: Approx. 42 3/8"
- Layout dimensions: 40" x 60"



Captain Hook bobs out the other end

Peter Pan Bobbing Head Car

Look out, Peter! It's Captain Hook! Watch as Peter Pan and his archenemy alternately bob up and down through the roof openings.

FEATURES:

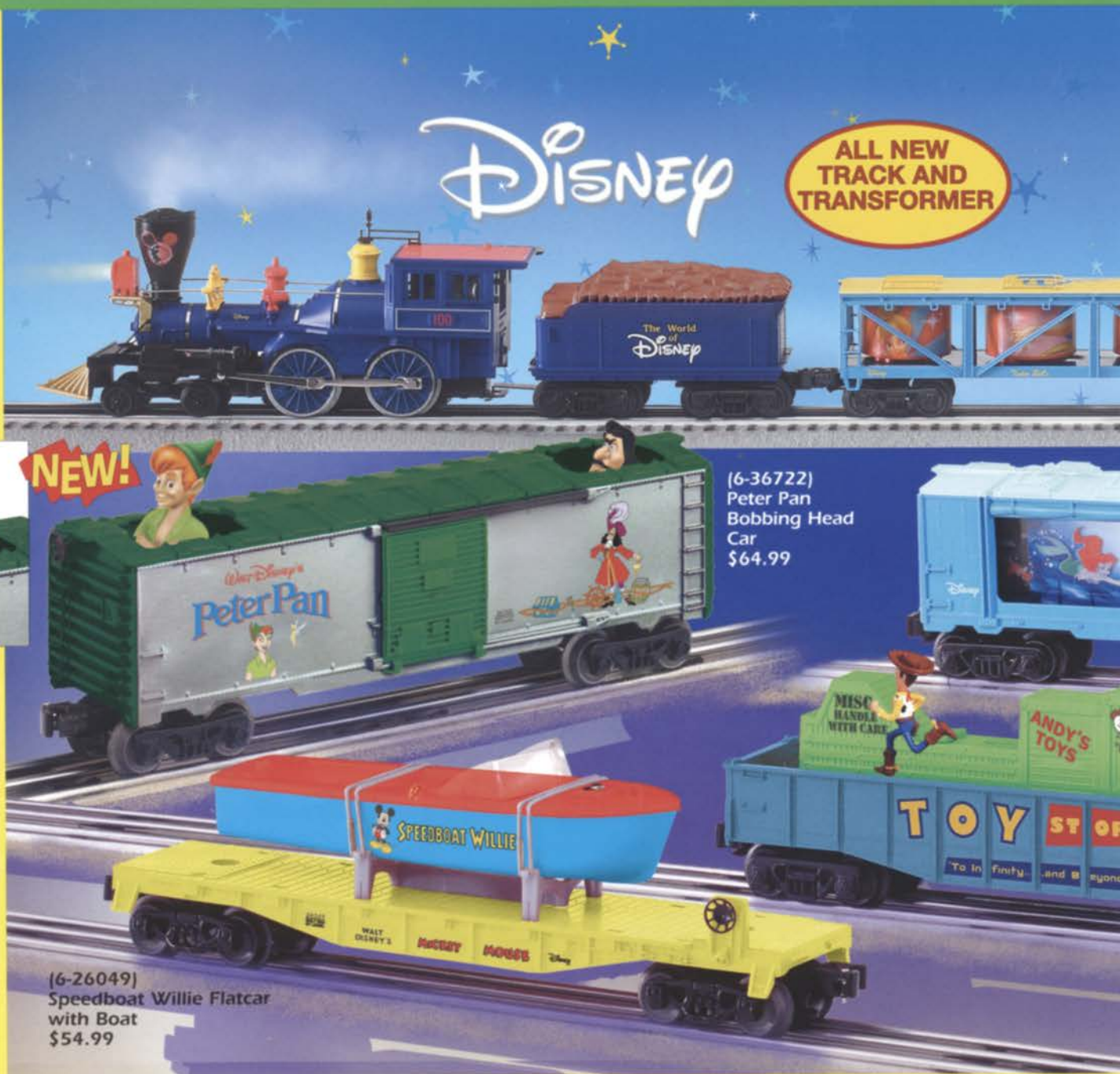
- Die-cast metal trucks and operating couplers
- Custom Disney packaging
- Minimum Radius: 0-27
- Length: 10 1/4"

Speedboat Willie Flatcar with Boat

In celebration of Mickey's first appearance, here's a contemporary take on the cartoon that started it all!

FEATURES:

- Die-cast metal spring trucks and operating couplers
- Removable boat
- Custom Disney packaging
- Minimum Radius: 0-27
- Length: 10 1/2"



NEW!

(6-36722)
Peter Pan
Bobbing Head
Car
\$64.99

(6-26049)
Speedboat Willie Flatcar
with Boat
\$54.99

(6-31947) World of Disney Train Set \$299.99




"How-to" instructional video included



(6-36744)
Little Mermaid
Aquarium Car
\$64.99

(8-87216)
Mickey &
Goofy LS
Handcar
\$119.99



(6-36745)
Toy Story
Animated
Gondola
\$59.99



(6-18476)
Mickey & Minnie
Handcar
\$59.99

Toy Story Animated Gondola

Watch as Woody and Buzz Lightyear chase each other around this colorful car.

FEATURES:

- Die-cast metal trucks and operating couplers
- Woody and Buzz Lightyear figures chase each other around car
- Custom Disney packaging
- Minimum Radius: 0-27
- Length: 10 1/2"

Mickey & Minnie Handcar

Take a romantic ride on the rails with Mickey and Minnie on their own personal handcar.

FEATURES:

- Powerful maintenance-free motor
- Traction tire
- Mickey and Minnie figures with articulated arms
- Custom Disney packaging
- Minimum Radius: 0-27
- Length: 4"

Little Mermaid Aquarium Car

Watch Ariel as she swims around her Aquarium Car with all of her undersea friends!

FEATURES:

- Die-cast metal trucks and operating couplers
- Metal frame
- Interior illumination
- Moving, decorated belt
- Custom Disney packaging
- Minimum Radius: 0-27
- Length: 10 1/4"

Mickey & Goofy Large Scale Handcar

For Large Scale fans, there's nothing better than watching Mickey and his pal Goofy ride the rails.

FEATURES:

- Powerful maintenance-free motor
- Nickel-plated wheels
- Mickey and Goofy figures with articulated arms
- Compatible with most popular Large Scale trains
- Custom Disney packaging
- Minimum Radius: Large Scale
- Length: 8"

Disney O Gauge Boxcars

Each boxcar features officially licensed artwork celebrating two of the most beloved Disney characters! Boxcars are available in both O gauge and American Flyer versions.

O GAUGE HI-CUBE BOXCARS

FEATURE:

- Die-cast metal sprung trucks and operating couplers
- Opening doors
- Custom Disney packaging
- Minimum Radius: O-27
- Length: 10 1/4"

AMERICAN FLYER BOXCARS

FEATURE:

- Die-cast metal trucks
- Operating couplers
- Metal frames
- Opening doors
- Custom Disney packaging
- Minimum radius: S Gauge
- Length: 8 3/8"

NEW!

(6-36255) O Gauge Donald Duck Hi-Cube Boxcar \$49.99



Disney

NEW!

(6-36254)
O Gauge Goofy
Hi-Cube Boxcar
\$49.99



NEW!

(6-48349)
American Flyer
Goofy Boxcar
\$54.99



NEW!


(6-48351)
American Flyer
Donald Duck Boxcar
\$54.99



©2003 Disney
©2003 Disney/Pixar

NEW!

(6-36720) Aladdin Aquarium Car \$64.99

**NEW!**(6-24131)
Dumbo Pylon
\$129.99**NEW!****NEW!**(6-36721)
101 Dalmatians
Animated Gondola
\$64.99*Concept model shown*(6-18475)
Toy Story Handcar
\$59.99**NEW!****Aladdin Aquarium Car**

Take a magic carpet ride through Arabia with Aladdin, Jasmine, and the Genie!

FEATURES:

- Die-cast metal trucks and operating couplers
- Metal frame
- Interior light
- Moving, decorated belt
- Custom Disney packaging
- Minimum Radius: 0-27
- Length: 10 1/4"

101 Dalmatians Animated Gondola

The Dalmatians have Cruella DeVil on the run! Watch as everyone's favorite canines chase the evil Cruella around the colorfully decorated gondola as it rolls down the track.

FEATURES:

- Die-cast metal trucks and operating couplers
- Custom Disney packaging
- Minimum Radius: 0-27
- Length: 10 1/2"

Toy Story Handcar

Buzz Lightyear and Woody join forces to power their handcar down the tracks.

FEATURES:

- Powerful maintenance-free motor
- Traction tire
- Buzz Lightyear and Woody figures with articulated arms
- Custom Disney packaging
- Minimum Radius: 0-27
- Length: 4"

Dumbo Pylon

Watch as Dumbo circles the tower, swooping and climbing as he is in flight. Mrs. Jumbo, Timothy Q. Mouse and even the Ringmaster, all peer out of the tower windows.

FEATURES:

- Powerful, maintenance-free motor
- Metal tower
- Interior lighting
- Dimensions: 5 3/4" x 5 3/4" x 14 1/4"
- Dumbo flies at approximately 21 1/2" above the base

STEAM LOCOMOTIVES

Cabooses

Each of these cabooses is the ideal complement to the steam locomotives found on the following page. All include bright interior lighting.

FEATURES:

- Die-cast metal trucks and operating couplers
- Interior lighting
- Minimum Radius: O-27
- Length: 7 1/8"



- (6-26580) Wabash Caboose \$34.99
 (6-26581) Chesapeake & Ohio Caboose \$34.99
 (6-26582) Louisville & Nashville Caboose \$34.99
 (6-26583) Pennsylvania Caboose \$34.99

Wabash 4-4-2 Steam Locomotive and Pennsylvania 4-6-4 Hudson Steam Locomotive

Puffing smoke and a lonely whistle signal the days of railroading gone by. Every railroad needs a strong stable of iron horses, such as these two value-priced classics. Each locomotive easily negotiates tight O-27 curves and is matched to pull traditional Lionel rolling stock. The Pennsylvania 4-6-4 Hudson features the additional excitement of the RailSounds sound system, providing an easy way to bring the realistic sounds of the real railroad to life on any layout.

2-8-4 Berkshire Steam Locomotives

Once hailed by the railroading world as Superpower, 2-8-4 Berkshires hauled fast freight and the nation's quickest Limiteds. Lionel 2-8-4 Berkshire steam locomotives can steam around curves as tight as O-27, negotiating virtually any O gauge layout. Each detailed boiler and tender is built of tough die-cast metal. Both locomotives offer the added realism of the RailSounds sound system. Matching passenger cars are available, see page 54.

WABASH 4-4-2 STEAM LOCOMOTIVE FEATURES:

- Transformer controlled forward, neutral and reverse operation
- Operating headlight
- Operating coupler on rear of tender
- Powerful maintenance-free motor
- Traction tire
- Puffing smoke unit
- Die-cast metal locomotive body with metal frame and trucks
- Air whistle in tender
- Minimum Radius: O-27
- Length: 18 1/2"

PENNSYLVANIA 4-6-4 HUDSON AND 2-8-4 BERKSHIRE STEAM LOCOMOTIVES FEATURE:

- Transformer controlled forward, neutral and reverse operation
- RailSounds sound system with steam sounds, synchronized chuffing, crew announcement, brake squeal, steam whistle and bell
- Operating headlight
- Operating coupler on rear of tender
- Powerful maintenance-free motor
- Two traction tires
- Puffing smoke unit
- Die-cast metal locomotive body with metal frame and trucks
- Die-cast metal tender body and trucks with a metal frame
- Minimum Radius: O-27
- Length: 19 1/2"

4-6-2 Pacific Steam Locomotives

When first introduced around the turn of the 20th century, the Pacific type steam locomotive was the thoroughbred of the high iron. Now this race horse of the rails is available as the lowest priced TrainMaster Command Control equipped Lionel steam locomotive ever offered. Able to handle O-27 curves, these detailed, die-cast metal steamers can bring TMCC remote control to virtually any layout.

See page 136 for the components required to set up the TrainMaster Command Control system on your layout.

FEATURES:

- TrainMaster Command Control equipped—able to run in Command Control Mode or in Conventional Transformer Control Mode
- RailSounds sound system with CrewTalk communication and TowerCom announcement
- Directional lighting including operating headlight and back-up light on rear of tender
- ElectroCoupler on rear of tender
- Powerful maintenance-free motor with momentum flywheel
- Two traction tires
- Puffing smoke unit
- Variable firebox glow
- Die-cast metal locomotive body and trucks
- Die-cast metal tender body and trucks
- Minimum Radius: O-27
- Length: 19 3/4"



(6-28625) Wabash 4-4-2 \$99.99



(6-38062) Lionel Lines 4-6-2 Pacific \$349.99



(6-28626) Pennsylvania 4-6-4 Hudson \$199.99



(6-38067) Milwaukee Road 4-6-2 Pacific \$349.99

MATCHING PASSENGER CARS ON PAGE 54



(6-28627) Chesapeake & Ohio 2-8-4 Berkshire \$229.99

MATCHING PASSENGER CARS ON PAGE 54



(6-28628) Louisville & Nashville 2-8-4 Berkshire \$229.99



(6-38068) Western Maryland 4-6-2 Pacific \$349.99



Camelback 4-6-0 Steam Locomotives

At under \$450, these upgraded Camelback steamers mark the lowest priced, scale-sized, Lionel steam locomotives ever offered with the TrainMaster Command Control system. Camelbacks were fast, clean and efficient haulers of the eastern "Anthracite roads." The locomotive's extra-wide firebox allowed it to burn waste anthracite coal that once was thought of as a useless by-product. The unusual design proved successful in both freight and passenger service. The Lionel Camelback steam locomotives feature upgrades from their previous release such as an improved RailSounds sound system with controls conveniently hidden beneath the opening tender water hatch. The cab roof hatch also opens. Each road name is available in a TrainMaster Command Control-equipped version. Both versions feature Lionel's renowned RailSounds sound system and a non-TMCC, conventional transformer control-only version.

TMCC VERSION FEATURES:

- TrainMaster Command Control equipped—able to run in Command Control Mode or in Conventional Transformer Control Mode
- RailSounds sound system with CrewTalk communication, TowerCom announcement and DynaChuff synchronized chuffing
- ElectroCoupler on rear of tender

CONVENTIONAL VERSION FEATURES:

- Transformer controlled forward, neutral and reverse operation
- RailSounds sound system with steam sounds, synchronized chuffing, crew announcements, brake squeal, steam whistle and bell
- Magnetic coupler on rear of tender
- Upgradeable to full TMCC Steam RailSounds Upgrade Kit (each sold separately)

FEATURES INCLUDED IN BOTH THE TMCC AND CONVENTIONAL VERSIONS:

- Directional lighting including operating headlight and operating tender back-up light
- Illuminated classification lights on the front of the locomotive
- Powerful maintenance-free motor with momentum flywheel
- Two traction tires
- Puffing smoke unit
- Die-cast metal locomotive body, pilot and trucks
- Die-cast metal tender body and trucks
- Separately applied metal details
- Opening cab roof hatch
- Opening tender water hatch reveals RailSounds sound system controls
- Authentically detailed cab interior
- Glowing firebox in cab
- Cab window glass
- Engineer and fireman figures
- Minimum Radius: 0-31
- Length: 17 1/2"

UNDER \$450

UPGRADED DESIGN

(6-28746) Erie TMCC #860 \$449.99

(6-28747) Erie Conventional #878 \$349.99

NEW!





STEAM LOCOMOTIVES



(6-28742) Baltimore & Ohio TMCC #1630 \$449.99
(6-28743) Baltimore & Ohio Conventional #1632 \$349.99



(6-28744) Delaware & Hudson TMCC #548 \$449.99
(6-28745) Delaware & Hudson Conventional #555 \$349.99



(6-28748) Jersey Central TMCC #772 \$449.99
(6-28749) Jersey Central Conventional #773 \$349.99



(6-28750) Lackawanna TMCC #690 \$449.99
(6-28751) Lackawanna Conventional #1031 \$349.99



(6-28752) Long Island TMCC #126 \$449.99
(6-28753) Long Island Conventional #127 \$349.99



(6-28754) New York, Ontario & Western TMCC #249 \$449.99
(6-28755) New York, Ontario & Western Conventional #253 \$349.99



(6-28756) Pennsylvania-Reading Seashore Lines TMCC #6000 \$449.99
(6-28757) Pennsylvania-Reading Seashore Lines Conventional #6001 \$349.99



(6-28758) Susquehanna TMCC #30 \$449.99
(6-28759) Susquehanna Conventional #36 \$349.99



Nickel Plate Road Berkshire

Created by the Lima Locomotive Company, Berkshires were among the last great steam locomotive designs. The Nickel Plate Road was especially known for its fleet of these "Superpower" 2-8-4 steamers. The all-new, scale-sized Nickel Plate Road Berkshire includes the latest Lionel features, such as our new synchronized smoke unit and FatBoy speaker system. The locomotive maintains a high level of detail throughout including separately applied piping and accurate builder's plates. It even includes a realistic Mars light with pulsating, not simply flashing, action.

FEATURES:


- Produced from all-new tooling
- TrainMaster Command Control equipped—able to run in Command Control Mode or in Conventional Transformer Control Mode
- RailSounds sound system with CrewTalk communication, TowerCom announcements and DynaChuff synchronized chuffing
- Two FatBoy speakers for the ultimate in sound reproduction
- Odyssey System for speed control with ON/OFF switch
- Refined Conventional Transformer Control Mode with lower starting speeds, improved smoke output and simplified Odyssey System controls
- Wireless Tether connection between locomotive and tender
- Directional lighting including operating headlight, back-up light on rear of tender and front classification lights
- Realistic, pulsating Mars light on front of locomotive
- ElectroCoupler on rear of tender
- Scale front coupler with interchangeable O gauge coupler
- High-torque Pittman® motor with momentum flywheel
- Two traction tires
- Synchronized, fan-driven smoke unit with improved smoke output
- Die-cast metal locomotive body, pilot and trucks
- Die-cast metal tender body and trucks
- Separately applied metal details
- Accurate, separately applied builder's, trust and superheater patent plates
- Variable ashpan glow
- Authentically detailed cab interior
- Flickering firebox in cab
- Lighted cab interior
- Cab window glass
- Opening cab roof hatch
- Opening tender water hatch reveals easy to access RailSounds controls
- Engineer and fireman figures
- Minimum Radius: O-54
- Length: 26 1/2"

Heisler Geared Steam Locomotives

The Lionel Heisler Geared Steam Locomotives mark the first time that these unique "off-road vehicles" of railroading have ever been produced in die-cast metal O gauge. Like the earlier Shay locomotives, Heislars were favored by loggers across the country for their ability to handle steep grades and rough track. Each of our new models includes a working drive train of gears, cranks and shafts, just like the prototype. Both models have details specific to their prototypes including distinctive stacks, piping and other appliances. Skeleton log car 3-packs are available for both the Cass Scenic Railroad and Meadow River Lumber Company versions. See page 64.

FEATURES:

- Produced from all-new tooling
- TrainMaster Command Control equipped—able to run in both Command Control Mode or in Conventional Transformer Control Mode
- RailSounds sound system with CrewTalk communication, TowerCom announcements and DynaChuff synchronized chuffing
- Working connecting rods, drive shaft and gears
- Directional lighting including operating headlight and back-up light on rear of tender
- Two ElectroCouplers
- High-torque Pittman® motor with momentum flywheel
- Two traction tires
- Synchronized, fan-driven smoke unit with improved smoke output
- Die-cast metal locomotive body, pilot and trucks
- Die-cast metal tender body and trucks
- Separately applied metal details
- Accurate, separately applied builder's plates
- Lighted cab interior
- Opening hatches on locomotive and tender reveal TMCC, RailSounds and smoke unit controls—all without having to take your Heisler locomotive off of the rails
- Cab window glass
- Engineer and fireman figures
- Minimum Radius: O-31
- Length: 15 3/4"



(6-38050) Nickel Plate Road Berkshire \$1099.99



(6-38027) Meadow River Lumber Company Heisler \$1199.99



(6-38061) Cass Scenic Railroad Heisler \$1199.99

STEAM LOCOMOTIVES



Separately applied trust plate, builder's plate and Superbeater Co. plate



Realistic operating Mars light with pulsating action

See page 64 for the matching Meadow River Lumber Skeleton Log Car 3-Pack



See page 64 for the matching Cass Scenic Railroad Skeleton Log Car 3-Pack



Accurate builder's plates



Working connecting rods, drive shaft and gears






Joshua Lionel Cowen Series Norfolk & Western Y6b

In 1952, locomotive #2200, a Y6b class 2-8-8-2, rolled out of the Norfolk & Western Railway's Roanoke Shops. It would be the last American mainline steam locomotive and would ride the rails of the nation's last Class I steam railroad. Producing 5,500 horsepower and 152,026 pounds of tractive effort, the Y6b was the zenith of the Mallet articulated steam locomotive type. Along with the J class 4-8-4 and the A class 2-6-6-4, the Y6b formed a motive power triumvirate in the last bastion of the steam locomotive. As late as 1958, the Y6b was still king of the mountain, sharing the rails with the N&W's first generation diesel locomotives.

Living up to the prototype, our model features peak performance and many new innovations. The refined Conventional Transformer Control Mode allows for lower starting speeds, improved smoke output and simplified Odyssey System controls when operating in a non-TMCC environment. Each driver is individually sprung for a full chassis suspension. Running gear is painstakingly reproduced down to the working lubricator linkage. The industry-standard RailSounds sound system includes two FatBoy speakers for added depth and clarity. The #2200 comes to life with an accurate array of prototypical sounds including a melodious whistle inspired by actual recordings of a Y6b in its prime. Just like the prototype, the synchronized chuffing of our model reproduces the unique shift from "simple" to "compound" as the locomotive gains speed. Another Lionel first, an all-new smoke system synchronizes smoke output, sound and motion. As the Y6b battles a tough grade, watch the valve gear pound, hear the labored chuff, see the smoke skyrocket forth. No other model offers a more accurate re-creation of N&W's greatest giant conquering Virginia's notorious Blue Ridge.

Building on the legendary details of the Joshua Lionel Cowen Series, such as realistic separately applied coal load, see-through boiler walkways and opening cab roof hatches, the new Y6b raises the bar even further. Virtually all piping and appliances such as the Worthington SA feedwater heater are separately applied. A separate cord runs from the cab to the whistle. The fully detailed interior includes painted valve handles and gauges with wood planking detail on the cab ceiling. The cab walls and ceiling are even painted a prototypical shade of industrial green. With the highest level of detail and unprecedented performance, this all-new locomotive is the definitive Y6b in O gauge.





FEATURES:

- Produced from all-new tooling
- TrainMaster Command Control equipped—able to run in Command Control Mode or in Conventional Transformer Control Mode
- Odyssey System for speed control with ON/OFF switch
- Refined Conventional Transformer Control Mode with lower starting speeds, improved smoke output and simplified Odyssey System controls
- RailSounds sound system with CrewTalk communication, TowerCom announcements and DynaChuff synchronized chuffing featuring the prototypical shift from “simple” at low speed to “compound” at higher speed
- Two FatBoy speakers for the ultimate in sound reproduction
- High-torque Pittman® motor with momentum flywheel powering all 16 drive wheels
- Wireless Tether connection between locomotive and tender
- Directional lighting with operating headlight and back-up light on rear of tender
- Illuminated classification lights
- Die-cast metal locomotive body, frame, pilot and trucks
- Full chassis suspension with individually sprung drivers for smoother operation over switches and uneven trackage
- Authentic see-through boiler walkway
- Scale front coupler with interchangeable O gauge coupler
- Four traction tires
- Synchronized, fan-driven smoke unit with improved smoke output
- Separately applied metal details including whistle cord
- Painted exterior valve handles
- Accurate, separately applied classification and builder's plates
- Flickering ashpan
- Flickering firebox in cab
- Authentically detailed and illuminated cab interior
- Opening cab roof hatches and firebox doors
- Sliding cab windows with window glass
- Engineer and fireman figures
- Die-cast metal tender body and trucks
- Realistic, separately applied coal load
- ElectroCoupler on rear of tender
- Illuminated tender doghouse with brakeman figure
- Minimum Radius: 0-72
- Length: 28 3/4"

(6-28085) \$1599.99

LionMaster SD-80MAC and SD-90MAC Diesel Locomotives

This year two diesel locomotive giants join the semi-scale LionMaster roster. Both the SD-80MAC and SD-90MAC represent the pinnacle of modern EMD power. With a high horsepower rating and over 180,000 lbs. of starting tractive effort, these brute diesels haul long lines of cargo over some of the steepest grades. Each fully featured, TMCC-equipped model of these Special Duty brutes is selectively proportioned to better match traditional-sized Lionel rolling stock and smaller-sized layouts.

FEATURES:

- Produced from all-new tooling
- TrainMaster Command Control equipped—able to run in Command Control Mode or in Conventional Transformer Control Mode
- RailSounds sound system with CrewTalk communication and TowerCom announcements
- Odyssey System for speed control
- Directional lighting including LED headlights and operating classification lights
- Two ElectroCouplers
- Dual powerful maintenance-free motors with momentum flywheels
- Four traction tires
- Fan-driven smoke unit
- Die-cast metal pilots, trucks and fuel tank
- Metal frame
- Separately applied metal details
- Lighted number boards
- Lighted cab interior
- Engineer figures
- Minimum Radius: 0-31
- Length: 17 1/2"



LIONMASTER

(6-28202) LionMaster Conrail SD-80MAC \$349.99

NEW!



(6-28203) LionMaster CSX SD-80MAC \$349.99

NEW!



(6-28204) LionMaster Norfolk Southern SD-80MAC \$349.99

NEW!



(6-28211) LionMaster Canadian Pacific SD-90MAC \$349.99

NEW!



(6-28201) LionMaster Union Pacific SD-90MAC \$349.99

NEW!



Even the smallest warning stencils are crisp and readable

⚠ DANGER ⚠

THIS VOLTAGE MAY EXIST WITHIN THIS CABINET OR ON THE TRACTION MOTOR EVEN AFTER THE ENGINE HAS BEEN SHUT DOWN. THIS VOLTAGE MUST BE DISCHARGED BEFORE ANY EQUIPMENT IS INSPECTED. THE FOLLOWING PROCEDURE MUST BE USED TO DISCHARGE THIS VOLTAGE.

1. FOLLOW DISCHARGE PROCEDURE EXPLAINED ON HIGH VOLTAGE CABINET DOOR.
2. REMOVE THE BATTERY.
3. DISCONNECT THE RED OR BLUE CONNECTION VOLTAGE IS PRESENT USING HIGH VOLTAGE PROTECTIVE GLOVES AND TOOLS.
4. PROCEED WITH EQUIPMENT INSPECTION AND MAINTENANCE.

(6-38085) LionMaster New York Central J3a Hudson 4-6-4 (#5422) \$599.99
 (6-38086) LionMaster Boston & Albany Hudson 4-6-4 \$599.99
 (6-38020) LionMaster Pennsylvania T-1 Duplex 4-4-4-4 \$699.99
 (6-38075) LionMaster Union Pacific Big Boy 4-8-8-4 \$799.99



NEW!

Concept model shown

LionMaster Steam Locomotives

The ultimate articulated locomotive, the Union Pacific Big Boy, joins the semi-scale LionMaster roster. An imposing presence on any layout, the Lionel LionMaster Union Pacific Big Boy measures 29" versus the 25 1/4" length of other manufacturer's semi-scale "Little" Boys, and can still easily negotiate 0-31 curves. From the shark-nosed T-1 Duplex to the legendary Hudson, the Lionel LionMaster series brings the giants of steam to more modest sized O gauge layouts. Each fully featured locomotive maintains a correct sense of proportion and includes many separately applied details, like accurate builder's plates. The new LionMaster Hudson is also now available in two new liveries: modern New York Central with "blade" lettering and classic Boston & Albany.

FEATURES:

- TrainMaster Command Control equipped—able to run in Command Control Mode or in Conventional Transformer Control Mode
- RailSounds sound system with CrewTalk communication, TowerCom announcement and DynaChuff synchronized chuffing
- Odyssey System for speed control
- Wireless Tether connection between locomotive and tender
- Directional lighting including operating headlight, classification lights and operating back-up light on tender
- ElectroCoupler on rear of tender
- Dual powerful maintenance-free motors (Hudson locomotives have a single motor)
- Four traction tires (Hudson has two traction tires)
- Fan-driven smoke unit
- Die-cast metal locomotive body, pilot and trucks
- Die-cast metal tender body and trucks
- Separately applied metal details
- Accurate, separately applied builder's plates
- Authentically detailed cab interior
- Flickering firebox in cab (T-1 Duplex has glowing firebox)
- Cab window glass
- Engineer and fireman figures
- Length: Hudson: 22"
 T-1 Duplex: 27"
 Big Boy: 29"

DIESEL LOCOMOTIVES

Railroad Speeders

These railroad runabouts are used by track maintenance crews to get to the work site or even by railroad brass to make mainline inspections. The Lionel Railroad Speeders bring the motorized successor to the handcar to life with transformer controlled operation, a bright headlight and even a flashing strobe light.

FEATURES:

- Produced from all-new tooling
- Transformer controlled forward, neutral and reverse operation
- Operating headlight
- Powerful maintenance-free motor
- Traction tires
- Die-cast metal frame
- Separately applied metal handrails
- Operating strobe light
- Lighted cab interior
- Two crew figures



(6-18468) Canadian National \$59.99



(6-18469) Chessie System \$59.99



#50 Gang Car

Part of the Postwar Celebration Series, the #50 Gang Car was first introduced in 1954. The gang car rolls down the track to the work site. When it hits a bumper, the center workman swivels to face forward as the car changes direction.

FEATURES:

- Bumper controlled forward and reverse operation
- Pivoting workman figure
- Two stationary workman figures
- Powerful Pullmor motor
- Die-cast metal frame
- Postwar plaque and packaging
- Minimum Radius: 0-27
- Length: 5 3/4"

(6-18465) #50 Gang Car \$99.99



#52 Fire Car

The well-equipped Postwar Celebration Series #52 Fire Car is quick to respond to any emergency. This motorized unit features a flashing red light, a hose and outrigger sprayers to fight trackside fires. With two bumper switches, the Fire Car will automatically go in the opposite direction when it strikes a bumper at the end of the line, after which the fireman swivels the other way, ready for action.

FEATURES:

- Bumper controlled forward and reverse operation
- Flashing red light
- Powerful Pullmor motor
- Die-cast metal frame
- Swiveling fireman figure
- Firehose on a spool
- Postwar plaque and packaging
- Minimum Radius: 0-27
- Length: 8"

(6-18470) #52 Fire Car \$149.99




#41 U.S. Army Switcher

This Postwar classic first struck out along O gauge rails in the 1955 Lionel catalog. It was based on a gas turbine locomotive then recently adopted by the U.S. Army. This new Postwar Celebration Series reissue is ready to move out and conquer tough railroading tasks.

FEATURES:

- Transformer controlled forward, neutral and reverse operation
- Operating headlight
- Powerful Pullmor motor
- Dual die-cast metal operating couplers
- Die-cast metal frame
- Postwar plaque and packaging
- Minimum Radius: 0-27
- Length: 7 1/2"

(6-18474) #41 U.S. Army Switcher \$199.99



(6-28543) Ontario Northland RS-3 \$79.99



Ontario Northland RS-3, Union Pacific GP-20 and Lehigh Valley GP-38 Diesel Locomotives

These three new tough "growlers" provide an affordable way to expand any O gauge motive power roster. Dual operating couplers, a bright headlight and a newly designed operating diesel horn round out each of these tough freighters. The GP-20 and GP-38 diesels also offer the added strength of a metal frame and handrails. The Lehigh Valley GP-38 features newly detailed die-cast metal trucks and fuel tank.

FEATURES:

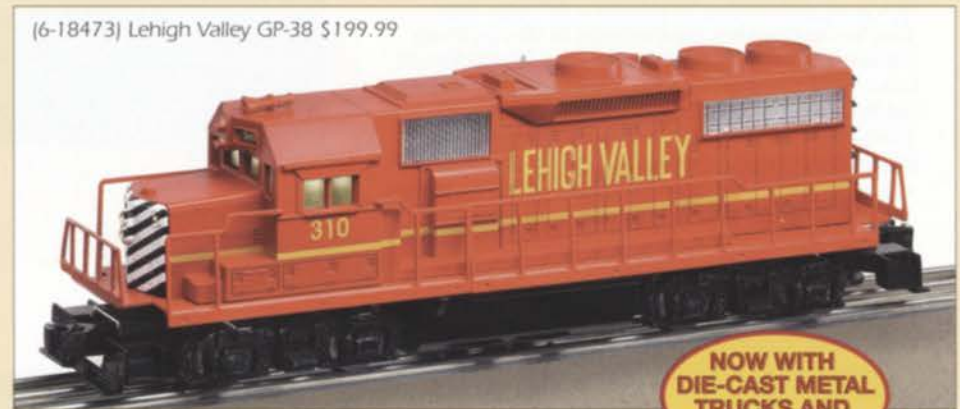
- Transformer controlled forward, neutral and reverse operation
- Newly designed operating diesel horn
- Operating headlights
- Dual operating couplers
- Dual powerful maintenance-free motors (Except RS-3)
- Two traction tires
- Metal frame and handrails (On GP-20 and GP-38 only)
- Die-cast metal trucks and fuel tank (GP-38 only)
- Cab interior lighting
- Engineer figures
- Minimum Radius: 0-27
- Length: Ontario Northland RS-3: 14 1/2"
Union Pacific GP-20: 14"
Lehigh Valley GP-38: 14 1/4"



(6-18471) Union Pacific GP-20 \$129.99



(6-18473) Lehigh Valley GP-38 \$199.99



(6-24511) Burlington FT A-A Set \$299.99



Burlington FT A-A Set

The Lionel FT locomotive is now available in an all-new Burlington Route paint scheme. Producing 5,400 horsepower, the FT diesel locomotive put plenty of power at the head of a freight train. The FT appeared on the Burlington Route during World War II. This O gauge diesel set includes the added excitement of the RailSounds sound system.

FEATURES:

- Transformer controlled forward, neutral and reverse operation
- RailSounds sound system with bell, horn, diesel engine revving and crew announcements
- Operating headlight
- Interior lighting
- Operating coupler on the front of each A-unit
- Dual powerful maintenance-free motors in powered A-unit
- Die-cast metal trucks and pilot
- Metal frame
- Separately applied grab irons and ladders
- Minimum Radius: 0-31
- Length: A-unit: 13"
A-A set: 26"

Chessie System SD-9 Diesel Locomotive

A powerful EMD diesel hauler, the SD-9 proved well-suited for the rigors of humpyard duty, work trains and mainline freight. Riding on powerful six-wheel trucks, the SD-9 saw service throughout the vast Chessie System. The Lionel SD-9 features the classic prime mover combination: a powerful Pullmor motor and the Magne-traction track gripping system.

H-16-44 Diesel Locomotives

The H-16-44 Road Switcher eventually became renowned as the "baby" Train Master. First introduced in 1950, it boasted 1600 horsepower and a body created by the famed designer of the GG-1, Raymond Loewy. Three new roadnames join the roster of the TMCC-equipped, scale-sized Lionel H-16-44s. All feature prototypical paint schemes and the RailSounds sound system.

ALCo S-2 Diesel Switchers

Between 1940 and 1960, Alco built over 1,300 S-2 1,000 horsepower yard switchers for railroads in the United States. These low-hood switchers classified freight for Class 1 railroads and even occasionally worked on the mainline. The fully featured Lionel ALCo S-2 switchers are now available in Baltimore & Ohio and Western Pacific paint schemes. A unique dual driveshaft system sends power to each truck, for maximum tractive effort.

EACH DIESEL LOCOMOTIVE ON PAGES 44-45 FEATURES:

- TrainMaster Command Control equipped—able to run in Command Control Mode or in Conventional Transformer Control Mode
- RailSounds sound system with CrewTalk communication and TowerCom announcements
- Odyssey System for speed control
- Directional lighting including LED headlights
- Operating marker lights
- Two ElectroCouplers
- Dual powerful maintenance-free motors with momentum flywheels (H-16-44 only)
- ALCo S-2 switchers have single motor with dual driveshafts
- SD-9 includes powerful Pullmor motor
- SD-9 includes Magne-traction track gripping system
- SD-9 includes operating strobe light
- Four traction tires (except SD-9)
- Fan-driven smoke unit (except SD-9)
- Die-cast metal trucks, pilots and fuel tank
- Metal frame
- Separately applied metal details
- Separately applied builder's plates (on H-16-44s only)
- Lighted number boards
- Lighted cab interior
- Engineer figures
- Minimum Radius: O-31
- Length: SD-9: 14"
S-2: 12 1/4"
H-16-44: 15"



(6-28205) Chessie System SD-9 \$299.99



(6-28838) Union Pacific H-16-44 \$399.99



NEW!

(6-28538) Western Pacific S-2 \$379.99



NEW!

(6-28539) Baltimore & Ohio S-2 \$379.99



(6-28837) New Haven H-16-44 \$399.99



(6-28836) New York Central H-16-44 \$399.99



GP-30 Diesel Locomotives

From 1961 to 1963, nearly 1000 GP-30s were manufactured by General Motors, a number of which remain in service today.

These "Geeps" saw service across the country. With many separately applied parts and super-detailed trucks, the first offering of the scale-sized Lionel GP-30s raised the bar for O gauge diesels. These legendary locomotives are now available in Burlington and Seaboard road names.

Burlington Northern U33C Diesel Locomotive

From 1968 to 1975, General Electric produced nearly 400 U33C diesel locomotives. These 3,300 horsepower locomotives were among a group of six-axle "big bombers" that were especially appealing to roads with heavy grades. Among other railroads that relied on the powerful U33C's, Burlington Northern assigned many of these giant "U-boats" to haul long lines of coal hoppers.

SD-40T-2 Tunnel Motors

On Western rails, "tunnel motors" refer to specialized ElectroMotive SD-40T-2 diesel locomotives uniquely designed for routes like the Southern Pacific's snowy Donner Pass line with miles of tunnels and snowsheds. In such enclosed spaces, SD-40T-2 locomotives were kept running by pulling in cool air through vents placed low on the hood. A conventional diesel's rooftop vents choked on the hot air near the tunnel ceiling and overheated the engine. The Lionel version of this unique diesel is TMCC-equipped and includes many separately applied details including the distinctive see-through grilles on the sides of the unit as well as horn placement and headlight arrangements specific to each road name. The SP version even includes an L-shaped front cab window and operating Mars light.

EACH DIESEL LOCOMOTIVE ON PAGES 46-47 FEATURES:

- TrainMaster Command Control equipped—able to run in Command Control Mode or in Conventional Transformer Mode
- RailSounds sound system with CrewTalk communication and TowerCom announcements
- Odyssey System for speed control
- Directional lighting including operating LED headlights and operating marker lights
- Two ElectroCouplers
- Dual powerful maintenance-free motors with momentum flywheels
- Four traction tires
- Fan-driven smoke unit
- Die-cast metal pilot, trucks and fuel tank
- Metal frame
- Separately applied metal details
- Lighted number boards
- Lighted cab interior
- Engineer figures
- Minimum Radius: O-31
- Length: U33C: 18"
SD-40T-2: 17 1/2"
GP-30: 15"

(6-28840) Burlington GP-30 \$399.99



(6-28841) Seaboard GP-30 \$399.99



Horn location specific to road name



Highly-detailed GP-30 trucks



(6-28208) Burlington Northern U33C \$429.99



(6-28540) Union Pacific SD-40T-2 \$429.99



(6-28541) Southern Pacific SD-40T-2 \$429.99



(6-28542) Rio Grande SD-40T-2 \$429.99



ALCo FA-2

In the mid-1940s, shortly before the American Locomotive Company showcased its brand new passenger locomotive, the PA, the company placed a sister freight locomotive, the FA, in its catalog. The FA was similar in styling to the PA, although shorter in length with a more blunt nose. The FA competed head-on with the popular F units of EMD. Although they never matched the sales of the EMD units, the ALCos are still considered by many to be among the most handsome diesel locomotives ever built. The 1500 horsepower freight units saw service all over the country.

The first Lionel model of an ALCo FA appeared in 1950 and was praised by model railroaders for its performance and striking styling. With fond memories, we proudly offer these newly designed, scale-sized ALCo FA-2 A-A sets and matching FB-2 B-units available separately. The TMCC-equipped Lionel FA-2s include the Odyssey System for speed control and many separately applied metal details.

SET INCLUDES:

- One powered FA-2 A-unit, one non-powered FA-2 A-unit

FEATURES:

- TrainMaster Command Control equipped—able to run in Command Control Mode or in Conventional Transformer Control Mode
- RailSounds sound system with CrewTalk communication and TowerCom announcements
- Odyssey System for speed control
- Directional lighting including operating headlights
- Four ElectroCouplers
- Dual powerful maintenance-free motors with momentum flywheels
- Four traction tires
- Fan-driven smoke unit in each A-unit
- Die-cast metal trucks, pilots, fuel tanks
- Metal frames
- Pivoting diaphragms on rear
- Separately applied metal details
- Lighted number boards
- Lighted cab interiors
- Engineer figures
- Roof-mounted radio antenna (Pennsylvania only)

NON-POWERED FB-2 B-UNIT FEATURES:

- Die-cast metal frame, trucks and fuel tank
- Pivoting diaphragms on rear
- Minimum Radius: 0-31
- Length: A-unit: 13 1/2"
A-A set: 27"
B-unit: 13 1/2"

- (6-38147) Great Northern FA-2 A-A Set \$499.99
- (6-38176) Pennsylvania FA-2 A-A Set \$499.99
- (6-38182) Missouri, Kansas, & Texas FA-2 A-A Set \$499.99





(6-38194) Great Northern FB-2 \$149.99

Great Northern FA-2 A-A set with matching FB-2 B-unit



(6-38160) Pennsylvania FB-2 \$149.99

Pennsylvania FA-2 A-A set with matching FB-2 B-unit



(6-38161) Missouri, Kansas, & Texas FB-2 \$149.99

Missouri, Kansas, & Texas FA-2 A-A set with matching FB-2 B-unit





ALCo PA A-A Diesel Locomotive Sets

The all-new Lionel ALCo PA Diesels are completely redesigned and retooled replicas of these famous passenger locomotives. On September 19th, 1946 with much celebration the 75,000th ALCo locomotive rolled out of the erecting shop. This special locomotive was the ALCo PA, the builder's first attempt at diesel passenger power. Some of these stylish locomotives received "Warbonnet" paint and pulled the famous trains of the Santa Fe such as the streamlined *Super Chief*. Although retired in 1967, four of the Santa Fe PA's found new life when purchased and overhauled by the Delaware & Hudson.

Some of the new details of the Lionel ALCo PA sets include see-through screens, operating radiator fans and pivoting rear door diaphragms. The Santa Fe version even includes a realistic Mars light with pulsing action. Matching PB B-units are available for each ALCo PA A-A set.

EACH A-A SET INCLUDES:

- One powered ALCo PA A-unit
- One non-powered ALCo PA A-unit

ALCO PA A-A SETS FEATURE:

- TrainMaster Command Control equipped—able to run in Command Control Mode or in Conventional Transformer Control Mode
- RailSounds sound system with CrewTalk communication and TowerCom announcements
- Odyssey System for speed control
- Directional lighting including LED headlights
- Operating Mars lights with realistic pulsing action (on Santa Fe only)
- ElectroCouplers on the front of both the powered and non-powered A-units
- Dual powerful maintenance-free motors with momentum flywheels
- Four traction tires
- Fan-driven smoke units in both units
- Die-cast metal trucks, pilots and fuel tanks
- Metal frames
- Pivoting rear vestibules
- Operating radiator fans
- Opening doors
- Separately applied metal details
- Lighted number boards
- Lighted cab interior
- Engineer figures



Fan rotates when locomotive moves

ALCO PB-B UNITS FEATURE:

- Die-cast metal trucks and fuel tanks
- Metal frame
- Opening doors
- Pivoting vestibules
- Minimum Radius: 0-31
- Length: PA A-unit: 16 1/2"
PA A-A Set: 33"
PB B-Unit: 16"

(6-14571) Santa Fe ALCo PA A-A Set \$699.99



(6-14574) Delaware & Hudson PA A-A Set \$699.99



DIESEL LOCOMOTIVES

(6-14587) Santa Fe PB B-unit \$149.99



Dual note
horn on
Santa Fe



(6-14586) Delaware & Hudson PB B-unit \$149.99



Five-chime
horn on
D&H



DIESEL LOCOMOTIVES

F3 A-A Diesel Locomotives

In 1948, Lionel introduced their first O gauge model of the EMD F3 diesel dubbing it no less than "The Finest Model Diesel in the World." In 2002, we redefined this classic with an all-new Lionel F3 completely redesigned and retooled. The new EMD F3 diesels feature accurate, Phase II body design, including metal, see-through screens on the body, and pivoting diaphragms on the back doors. The super-detailed Blomberg trucks even model the speedometer cable. Now in 2003, three new road names are available: Alaska Railroad, Western Pacific and Baltimore & Ohio.

New for 2003, a matching powered B-unit is available along with a non-powered version. You can now build exciting and prototypical A-B-B-A lash-ups!

EACH A-A SET INCLUDES:

- One powered F3 A-unit
- One non-powered F3 A-unit

EMD F3 A-A SETS FEATURE:

- TrainMaster Command Control equipped—able to run in Command Control Mode or in Conventional Transformer Control Mode
- Odyssey System for speed control
- RailSounds sound system with CrewTalk communication and TowerCom announcements
- Two powerful maintenance-free motors with momentum flywheels
- Directional lighting including LED headlights and back-up lights
- ElectroCouplers on the front of each "A" unit
- Four traction tires
- Fan-driven smoke unit in both the powered and non-powered "A" units
- Die-cast metal trucks, pilots and fuel tanks
- Die-cast metal frames
- Separately applied metal details
- Separately applied metal handrails and screens
- Pivoting diaphragms on rear
- Opening doors
- Accurate builder's plates
- Lighted number boards
- Illuminated cab interior
- Engineer figures

EACH EMD F3 B-UNIT FEATURES:

- TrainMaster Command Control equipped—able to run in Command Control Mode or in conventional Transformer Control Mode
- Odyssey System for speed control (Powered B-units only)
- Dual powerful maintenance-free motors with momentum flywheels (Powered B-units only)
- Directional lighting with operating back-up light
- ElectroCoupler on rear
- Die-cast metal trucks and fuel tank
- Opening doors
- Pivoting diaphragms
- Minimum Radius: O-31
- Length: F3 A-unit: 13"
F3 A-A set: 26"
F3 B-unit: 13"



(6-24517) New York Central F3 Powered B-unit \$299.99

NEW!



(6-24516) Santa Fe F3 Powered B-unit \$299.99

NEW!

NEW!

NEW!

NEW!





(6-24520) Alaska F3 A-A Set \$699.99

(6-14568) Western Pacific F3 A-A Set \$699.99

(6-14565) Baltimore & Ohio F3 A-A Set \$699.99



Winterization hatch on Alaska



NEW!

(6-24521) Alaska F3 Non-powered B-unit \$199.99

(6-24522) Alaska F3 Powered B-unit \$299.99



High fan shrouds specific to WP Phase II (early)



NEW!

(6-14557) Western Pacific F3 Non-powered B-unit \$199.99


(6-24518) Western Pacific F3 Powered B-unit \$299.99



Detailed truck including speedometer cable



Low fan shrouds specific to B&O Phase II (late)



NEW!

(6-14558) Baltimore & Ohio F3 Non-powered B-unit \$199.99

(6-24519) Baltimore & Ohio F3 Powered B-unit \$299.99

Streamliner 4-Packs

Elegantly fluted sides and smooth curves are indicative of the art deco age when streamlined styling ruled railroad passenger trains. Capable of negotiating O-27 curves, the Lionel Streamliner 4-Packs offer an easy way to bring passenger service to any size layout. Interior lighting, opening doors and realistic interiors highlight each set. These new Streamliner 4-Packs are perfectly matched for passenger service behind the Chesapeake & Ohio and Louisville & Nashville 2-8-4 Berkshire steam locomotives found on page 33. Each set includes one baggage car, coach, vista dome and an observation car.

FEATURES:

- Die-cast metal trucks and operating couplers
- Authentically detailed interiors
- Interior lighting
- Flexible diaphragms between cars
- Opening doors
- Minimum Radius: O-27
- Length: Single car: 13 1/4"
Set: 53"

Superliner 4-Packs

Bi-level streamlined cars have been popular for passenger service since the 1950's and are still in use today. Our O gauge Superliners are rich in detail, inside and out. The extruded aluminum bodies feature lighted number boards and brake indicators. Each window is flush fitting with a separately applied window frame. A selection switch allows for customized control of each car's red end warning lights. The die-cast metal sprung trucks even feature rotating bearing caps just like the real thing. Peer inside to find a meticulously detailed and painted interior. Each separately applied seat even has reclining button and ashtray details. The unsurpassed Lionel Superliners are now available in two new liveries: Amtrak "Phase IV" and Alaska Railroad.

SET INCLUDES:

- Four Superliner coaches

FEATURES:

- Die-cast metal sprung trucks with rotating bearing caps and operating couplers with hidden uncoupling tab
- Operating cloth and metal diaphragms between cars
- Metal frames
- Extruded aluminum bodies
- Authentically detailed and painted interiors
- Interior lighting with ON/OFF control
- Selectable red warning lights on each end
- Hand-painted passenger figures
- Minimum Radius: O-42
- Length: Single Car: 19 1/4"
Set: Approx. 77"

NEW!

NEW!

(6-15169) Chesapeake & Ohio Streamliner 4-Pack \$199.99




(6-15170) Louisville & Nashville Streamliner 4-Pack \$199.99



(6-15394) Amtrak "Phase IV" Superliner 4-Pack \$499.99



(6-15395) Alaska Railroad Superliner 4-Pack \$499.99




(6-15312) Santa Fe Super Chief Aluminum Passenger Car 4-Pack \$479.99





SEE THE
ADD-ON
2-PACK ON
PAGE 95



Santa Fe Super Chief Aluminum Passenger Car 4-Pack

Recreate one of the most famous trains of the streamline era with this all-new aluminum passenger car set behind your Lionel Santa Fe F-3 or the all-new Lionel Santa Fe ALCo PA diesel found on page 54. The 4-Pack includes two new floor plans: a sleeper and an offset dome car. Our authentically painted interiors are simply the finest available in O gauge, unlike the cheap "breadboard" designs of other manufacturers. New for 2003, our aluminum passenger cars now feature operating end vestibules and separately applied metal roof vents and roof grab handles. Each of our new aluminum passenger cars also includes all-new die-cast metal sprung trucks. Set includes: one baggage car, one sleeper, one offset dome car, and one observation car

FEATURES:

- All-new die-cast metal sprung trucks and operating couplers with hidden uncoupling tab
- All-new separately applied metal details including roof vents and grab handles
- All-new operating end vestibules with opening doors and working diaphragms
- Metal frames
- Extruded aluminum bodies
- Authentically detailed and painted interiors
- Hand-painted passenger figures
- Interior lighting with ON/OFF control
- Operating marker lights and end light on observation car
- Lighted drumhead on observation car
- Length: Single car: 15"
Set: Approx. 60"

STANDARD O ROLLING STOCK

Lionel Standard O Rolling Stock is scale-sized and inspired by the designs of freight car companies like ACF and Johnstown America. Each car is loaded with sharply engraved and separately applied details. Even the tiny type of warning stencils is crisp and clear. From our new aluminum ACF hoppers to the legendary Lionel Milk Cars, every piece of Lionel Standard O Rolling Stock is built tough to ride the rails for generations.

Burlington 2-Bay ACF Hopper

FEATURES:

- Die-cast metal sprung trucks and operating couplers
- Minimum Radius: 0-27
- Length: 11 1/2"

(6-17022) \$44.99



8,000 Gallon Tank Cars

FEATURES:

- Die-cast metal metal sprung trucks and operating couplers with hidden uncoupling tab
- Separately applied metal details
- Minimum Radius: 0-31
- Length: 9"



(6-19644) Union Texas 8,000 Gallon Tank Car \$44.99




(6-19645) Penn Salt 8,000 Gallon Tank Car \$44.99

Modern Boxcars

FEATURES:

- Die-cast metal sprung trucks and operating couplers
- Opening doors
- Minimum Radius: 0-31
- Length: 13 3/4"



(6-17287) Bangor & Aroostook Modern Boxcar \$49.99



(6-17285) CSX Big Blue Modern Boxcar \$49.99



Unibody Tank Cars

FEATURES:

- Die-cast metal sprung trucks and operating couplers
- Die-cast metal top platforms, frame ends and air cylinders
- Metal handrails, ladders and warning placards
- Minimum Radius: O-31
- Length: 11 1/8"

(6-17926) Cargill \$54.99

(6-17927) Union Starch \$54.99

Union Pacific Flatcar with Pick-Up Trucks

FEATURES:

- Die-cast metal sprung trucks and operating couplers
- Two die-cast metal 1953 Ford F-100 Pick-up Trucks
- Minimum Radius: O-27
- Length: 11 1/8"

(6-17571) \$59.99



STANDARD O ROLLING STOCK

PS-4 Flatcars

The all-new Lionel PS-4 Flatcars follow in the tradition of our recent Standard O rolling stock such as the Lionel PS-1 Boxcars and the Lionel PS-5 Gondolas.

FEATURES:

- Die-cast metal sprung trucks and operating couplers with hidden uncoupling tab
- Die-cast metal body
- Real wood deck
- Removable die-cast metal stakes
- Separately applied metal details
- Separate chains included to tie-down loads
- Minimum Radius: 0-31
- Length: 13 1/2"

Actual production design drawings shown

(6-17573) Western Maryland PS-4 Flatcar \$44.99



(6-17574) Santa Fe PS-4 Flatcar \$44.99



(6-17575) New York Centra IPS-4 Flatcar \$44.99



(6-17576) Ontario Northland PS-4 Flatcar \$44.99



Steel-sided Refrigerator Cars

During the 1930s, car companies first began using steel in constructing refrigerator cars to keep perishable freight cool with ice in the days before mechanical refrigeration. Some even incorporated electric fans to circulate the cool air. Many of these cars ran into the 1960s. The Lionel Steel-sided Reefers follow in the tradition of our recent Standard O offerings such as the General American Milk Cars.

FEATURES:

- Die-cast metal sprung trucks and operating couplers with hidden uncoupling tab
- Die-cast metal underframe detail
- Opening doors
- Opening roof hatches with props
- Separately applied metal details
- Minimum Radius: 0-31
- Length: 11"



Opening roof hatches

(6-17336) Pacific Fruit Express \$54.99



(6-17337) Canadian National \$54.99



(6-17338) Merchants Despatch Transit \$54.99



(6-17339) Burlington Refrigerator Express \$54.99



(6-17360) Hoods #810 \$59.99
(6-17361) Hoods #811 \$59.99



NEW!

(6-17368) White Brothers #892 \$59.99
(6-17369) White Brothers #893 \$59.99



NEW!

(6-17362) Pfaudler #502 \$59.99
(6-17363) Pfaudler #503 \$59.99



NEW!

(6-17370) Dairymen's League #780 \$59.99
(6-17371) Dairymen's League #781 \$59.99



NEW!

(6-17364) Railway Express Agency #1742 \$59.99
(6-17365) Railway Express Agency #1743 \$59.99



NEW!

(6-17372) New York Central #6582 \$59.99
(6-17373) New York Central #6583 \$59.99



NEW!

(6-17366) New Haven #103 \$59.99
(6-17367) New Haven #104 \$59.99



NEW!

(6-17374) Hoods (2nd version) #504 \$59.99
(6-17375) Hoods (2nd version) #505 \$59.99



NEW!

General American Milk Cars

From the detailed underframe to the sprung buffers to the plated interior tanks and piping, Lionel General American Milk Cars have raised the bar for O gauge rolling stock. Each of the previous released liveries is now available in two new road numbers. Built in the early 1900s, milk cars frequently ran along passenger routes to get their perishable cargo to market as quickly as possible. The wooden milk cars were a fixture on many railroads until the 1950s.

FEATURES:

- Die-cast metal passenger-style sprung trucks and operating couplers with hidden uncoupling tab
- Die-cast metal sprung buffers
- Opening doors
- Removable roof
- Plated interior milk tanks and piping
- Metal brake lever and brake chain
- Separately applied metal details
- Minimum Radius: 0-31
- Length: 11 3/4"

ALL NEW ROAD NUMBERS

STANDARD O ROLLING STOCK

PS-1 Boxcars

After World War II, over 100,000 PS-1's rolled out of the plants of Pullman Standard becoming one of the most popular boxcars of all time. Likewise the scale sized Lionel model of these cars, first released in 2002, became an instant "must have" for many O gaugers. Each car is defined by a rich array of exquisite, yet durable, detail including separately applied ladders, opening doors, catwalk, and a die-cast metal brake wheel with an attached brake chain. For 2003, four all-new liveries join the Lionel PS-1 Boxcar roster.

FEATURES

- Die-cast metal sprung trucks and operating couplers with hidden uncoupling tab
- Die-cast metal underframe girders
- Opening doors
- Separately applied metal details
- Minimum Radius: 0-31
- Length: 11 1/2"

ACF 40-Ton Stock Cars

The American Car & Foundry produced stock cars like these for decades during the last century, straddling both the steam and diesel eras. Our scale-sized model is equipped with separately applied details such as die-cast metal brakewheel, brake chains and even a die-cast metal frame. In addition, each car is loaded with four removable, realistic cattle. The Lionel ACF 40-Ton Stock Cars are available in two new liveries: Pennsylvania Railroad and a modern version CP Rail.

FEATURES

- Die-cast metal sprung trucks and operating couplers with hidden uncoupling tab
- Die-cast metal frame
- Opening doors
- Four hand-painted cattle figures
- Minimum Radius: 0-31
- Length: 11 1/2"

Bay Window Caboose

In the second half of the twentieth-century, the Bay Window Caboose was one of the most popular styles of "crummy" design. Bay windows enhanced train safety by permitting a clear view of the sides of the moving train. The Lionel Bay Window Caboose is available in both a large bay window version popular with railroads across the country, as well as the distinctive small bay window of the New York Central. Each colorful waycar is equipped with interior and exterior lighting, a painted interior with figures, a realistic operating smoke unit and many separately applied details.


FEATURES:

- Die-cast metal sprung trucks and operating couplers
- Operating smoke unit
- Authentically detailed and painted interior
- Hand-painted conductor and train crew figures
- Lighted interior
- Exterior end lights
- Opening doors
- Separately applied metal details
- Minimum Radius: 0-31
- Length: 10 1/8"

(6-17288) New York Central PS-1 Boxcar \$54.99



(6-17289) Great Northern PS-1 Boxcar \$54.99



(6-17290) Seaboard PS-1 Boxcar \$54.99



(6-17291) Rock Island PS-1 Boxcar \$54.99



(6-17652) New York Central Bay Window Caboose \$79.99



(6-17707) Pennsylvania Stock Car \$54.99



(6-17653) Southern Pacific Bay Window Caboose \$79.99



(6-17708) CP Rail Stock Car \$54.99



(6-17655) Western Pacific Bay Window Caboose \$79.99



STANDARD O ROLLING STOCK

Aluminum 4-Bay ACF Centerflow Hoppers

Used since the mid-1960s, the CF5250 hopper built by American Car & Foundry was a popular choice for hauling foodstuffs, animal feed and chemical products.

FEATURES:

- Die-cast metal sprung trucks with rotating bearing caps and operating couplers with hidden uncoupling tab
- Extruded aluminum body
- Die-cast metal end platforms
- Separately applied metal details and piping
- Minimum Radius: O-31
- Length: 14"

EXTRUDED ALUMINUM BODIES



Die-cast metal end platforms

(6-17181) New York Central \$64.99

ALL NEW DESIGN



(6-17186) ACF Cannonaide \$64.99

ALL NEW DESIGN



PS-2CD 4427 Hoppers

The Pullman Standard Center Discharge 4427 Hopper was the first standardized covered hopper in the industry and the first equipped with a trough hatch for easy loading. Produced through the late 1960s, some PS-2s are still in service today. Each Lionel PS-2 Hopper features details faithful to the original. An etched metal roofwalk and die-cast metal end platforms highlight each car. These intricate models are available in four exciting new road names.

FEATURES:

- Die-cast metal sprung trucks with rotating bearing caps and operating couplers with hidden uncoupling tab
- Die-cast metal end platforms
- Separately applied metal details and piping
- Minimum Radius: O-31
- Length: 12 1/2"

(6-17191) Burlington Northern \$59.99



(6-17192) Lehigh Valley \$59.99



(6-17182) Sigco Hybrids \$64.99

ALL NEW DESIGN



(6-17187) Denver & Rio Grande Western \$64.99

ALL NEW DESIGN



Government of Canada Cylindrical Hopper

FEATURES:

- Upgraded with die-cast metal sprung trucks with rotating bearing caps and operating couplers with hidden uncoupling tab
- Separately applied metal details
- Minimum Radius: 0-31
- Length: 13"

(6-17188) \$59.99

NEW TRUCKS AND DIE-CAST METAL DETAILS



(6-17193) Chessie System \$59.99



(6-17194) Missouri-Kansas-Texas \$59.99



STANDARD O ROLLING STOCK

Skeleton Log Car 3-Packs

These new sets are sequentially numbered to match the first 3-Packs offered to build an impressive logging consist behind your Lionel Shay or Heisler locomotive. Also, a new 3-Pack is lettered to match the Cass Scenic Railroad Heisler. Each distinctive car features die-cast metal construction, accurate undercarriage brake detailing, and a real wood log with metal chains.

FEATURES:

- Die-cast metal sprung trucks and operating couplers
- Die-cast metal body
- Authentically detailed brake rigging and air cylinder
- Natural wood log attached to car with two metal chains
- Minimum Radius: 0-31
- Length: Single Car: 9"
3-Pack: 27"



See page 36



(6-29430) Meadow River Lumber #2 3-Pack \$124.99



NEW

(6-29481) Cass Scenic Railroad 3-Pack \$124.99



NEW

Lionel Bathtub Gondolas

All Lionel Bathtub Gondolas feature the revolutionary rotary coupler which allows the cars to perform in O gauge the same way that they do in real life. When used with the Lionel Rotary Coal Tipple (See Lionel Classic Trains Volume I 2002), an entire coal train can be unloaded without uncoupling the cars (Coal Tipple Coal Pack required, see page 135). Each 3-Pack features one dual rotary coupler car and two single rotary coupler cars. The add-on cars all feature a single rotary coupler.

FEATURES:

- Die-cast metal sprung trucks and operating couplers
- Minimum Radius: 0-31
- Length: Single Car: 11 3/4"
3-Pack: Approx. 35 1/4"

See page 22



See page 135
for the Coal
Tipple Coal
Pack



(6-17441) Conrail Bathtub Gondola \$49.99



(6-17443) Norfolk Southern Bathtub Gondola 3-Pack \$149.99



(6-17442) BNSF Bathtub Gondola \$49.99



(6-17447) Union Pacific Bathtub Gondola 3-Pack \$149.99



(6-29449) Weyerhaeuser Timber #2 3-Pack \$124.99



(6-29453) Elk River Lumber #2 3-Pack \$124.99



STANDARD O ROLLING STOCK

Slag and Hot Metal Cars


These unique types of rolling stock are important staples in steel mill service. The slag car takes red hot waste by-product to be dumped from its bucket into the slag pit. The hot metal car transports molten steel between refining processes. These new Standard O models are built of tough die-cast metal and ride on newly designed die-cast metal sprung trucks specific to each prototype. Both cars include a realistic, flickering slag or hot metal load.

Bethlehem and the "I-Beam" are ISG Technologies Inc. marks used under license to Lionel LLC.

(6-29400) Bethlehem® Steel Slag Car 3-Pack \$159.99



(6-29404) Bethlehem® Steel Hot Metal Car 3-Pack \$179.99



SLAG CAR FEATURES:

- Newly designed die-cast metal sprung trucks and operating couplers with hidden uncoupling tab
- Die-cast metal frame and slag bucket
- Flickering slag load
- Rotating slag bucket
- Separately applied metal details
- Minimum Radius: 0-31
- Length: Single car: 6"
3-Pack: 18"

HOT METAL CAR FEATURES:

- Newly designed die-cast metal sprung and equalized six-wheel trucks and operating couplers with hidden uncoupling tab
- Die-cast metal frame and drum
- Flickering hot metal load
- Rotating drum
- Separately applied metal details
- Minimum Radius: 0-31
- Length: Single car: 11 1/2"
3-Pack: 34 1/2"

Actual production design drawings shown

TankTrain Tank Cars

First built in the 1970s, the TankTrain system provided a faster, more economical way to load and unload unit trains of tank cars. Strings of these cars were connected with hoses and valves. Rather than unload or load each car individually, a crew could load or unload the entire string from one end of the train.


The CIBRO TankTrain 3-Pack features an A-end car, Intermediate car and a B-end car with a flashing red End-of-Train-Device.



FEATURES:

- Die-cast metal sprung trucks with rotating bearing caps and operating couplers with hidden uncoupling tab
- Separately applied metal details
- Flexible hoses between cars
- Flashing red ETD (B-car of 3-Pack only)
- Minimum Radius: 0-31
- Length: Single car: 15 1/2"
3-Pack: 46 1/2"

See page 86



Unique A-end car and operating ETD on B-end car GATX version shown above

Separately applied valve details and flexible hoses

**DIE-CAST
METAL**

**REALISTIC
FLICKERING
LOAD**


**ROTATING
BUCKET
AND DRUM**

Actual production design
drawings shown

(6-29473) Youngstown Sheet & Tube Slag Car 3-Pack \$159.99



(6-29477) Youngstown Sheet & Tube Hot Metal Car 3-Pack \$179.99



(6-19689) CIBRO TankTrain Tank Car 3-Pack \$179.99



TRADITIONAL ROLLING STOCK

Rolling Stock

Each of these cars is a great, colorful addition to a Lionel train set. Our operating cars offer an affordable way to bring action to any size layout.

FEATURES:

- Operating couplers
- Two removable canisters in Baltimore & Ohio Gondola
- Two removable cable reels in New York Central Gondola
- Metal handrails and ladders on tank cars
- Opening doors on boxcars and reefer
- Interior lighting in cabooses
- Pennsylvania Derrick Car includes movable boom and manual winch
- New York Central Log Dump Car dumps log load at the touch of a button (Remote control track required, see page 150). Log load and unloading bin are included
- Southern Coal Dump Car dumps coal load at the touch of a button (Remote control track required, see page 150). Coal load and unloading bin are included.
- Great Northern Searchlight Car includes a bright operating searchlight with a manually rotating housing

(6-26042) Baltimore & Ohio Gondola with Canisters \$24.99



(6-26136) Southern Tank Car \$24.99



(6-16465) Western Pacific Hopper \$24.99



(6-36256) Great Northern Boxcar \$24.99



(6-15015) Chicago & North Western Waffle-sided Boxcar \$24.99



(6-26062) New York Central Gondola with Cable Reels \$24.99



(6-36793) Pennsylvania Derrick Car \$29.99



(6-36794) New York Central Log Dump Car \$29.99



[6-26063] Pennsylvania Flatcar with Bulkheads \$24.99



[6-26151] Northern Pacific Wood-sided Reefer \$24.99



[6-26594] Ontario Northland Work Caboose \$24.99



[6-26150] Alaska Three Dome Tankcar \$24.99



[6-26595] Union Pacific Caboose \$24.99



[6-16473] Rock Island Ore Car \$24.99



[6-36795] Southern Coal Dump Car \$29.99



[6-36796] Great Northern Searchlight Car \$29.99



TRADITIONAL ROLLING STOCK

ROLLING STOCK FEATURES:

- Die-cast metal sprung trucks and operating couplers
- Minimum Radius: 0-27

Campbell's® Soup Vat Car

FEATURES:

- Four painted vats
- Metal frame
- Length: 11"

Single Dome Tank Cars

FEATURES:

- Metal handrails, platform and ladders
- Length: 10"

Flatcars with Trailers

FEATURES:

- Removable trailers with die-cast metal frames
- Length: 10 3/4"

Chicago Federal Reserve Mint Car

FEATURES:

- Part of the Federal Reserve Series
- Plated bullion load
- Functions as a piggy bank
- Length: 10 1/4"

Flatcars with Cat® Loads

FEATURES:

- All-new loads
- Removable officially licensed Caterpillar® die-cast metal vehicle
- Length: 10 3/4"

Union Pacific TTUX Car

FEATURES:

- Two removable trailers with die-cast metal frames
- Realistic articulation between cars
- Length: 21 1/2"

Elvis Presley "All Shook Up" Boxcar

The second all-new Elvis Presley boxcar is officially licensed by Elvis Presley Enterprises.

FEATURES:

- Metal frame
- Opening doors
- Length: 10 1/4"

CENTENNIAL COLLECTION

Our new Centennial Collection boxcars honor Fortune 500 corporations, entrepreneurial enterprises, and major events that, like Lionel, have shaped our world for over 100 years. The first car in this new series commemorating the 100th Toy Fair debuted in Lionel Classic Trains Volume I, 2003. Two new cars honor the 100th Anniversary of the Campbell's Kids and 100 years of classic Buick automobiles.

FEATURES:

- Metal frame
- Opening doors
- Length: 10 1/4"

(6-29429) Campbell's® Soup Vat Car \$49.99



(6-39250) Campbell's® Kids Centennial Collection Boxcar \$49.99



(6-26043) Seaboard Flatcar with Trailer \$44.99



(6-39259) Buick Centennial Collection Boxcar \$49.99



(6-26137) Jack Frost Single Dome Tank Car \$49.99



(6-39258) Elvis Presley Boxcar #2 \$49.99



(6-26070) Nestle® Nesquik® Flatcar with Trailer \$49.99



(6-29458) BNSF Flatcar with Caterpillar® Load \$59.99



(6-26138) Nestle® Nesquik® Single Dome Tank Car \$49.99



(6-29457) Norfolk Southern Flatcar with Caterpillar® Load \$59.99



(6-19686) Chicago Federal Reserve Mint Car \$54.99



(6-29438) Union Pacific TTUX Car \$84.99



TRADITIONAL ROLLING STOCK

Girls' and Boy's Train Add-on Cars

Dressed in bright pastel colors, these cars are the perfect complement to your Girl's and Boy's Train Sets.

GIRL'S #6424 FLATCAR WITH AUTOS

FEATURES:

- Die-cast metal sprung trucks and operating couplers
- Two removable automobiles
- Minimum Radius: 0-27
- Length: 10 3/4"



BOY'S #6801 FLATCAR WITH BOAT FEATURES:

- Die-cast metal sprung trucks and operating couplers
- Removable boat
- Minimum Radius: 0-27
- Length: 10 3/4"

GIRL'S #6315 SINGLE DOME TANK CAR

FEATURES:

- Die-cast metal trucks and operating couplers
- Metal handrails, ladders and platform
- Minimum Radius: 0-27
- Length: 10"



BOY'S #6464 WESTERN PACIFIC BOXCAR

FEATURES:

- Die-cast metal sprung trucks and operating couplers
- Metal frame
- Opening doors
- Minimum radius: 0-27
- Length: 10 1/4"



Postwar plaque mounted on Postwar Celebration Series rolling stock



DIE CAST METAL BODY



Postwar Celebration Series

Designed from original tooling, Postwar Celebration Series rolling stock provides accurate reissues of favorites from the golden age of O gauge. Each includes decoration and colors painstakingly matched to original pieces.

Postwar Celebration Series Flatcars

FEATURES:

- Die-cast metal bodies
- Three metal pipes on #2411 Flatcar
- Two cable reels with wire on #6561 Flatcar
- Transformer load on #2461 Flatcar
- Postwar plaque and packaging
- Minimum Radius: 0-27
- Length: 9"

Archive Collection 6464 Boxcar 3-Pack

The popular boxcar series continues with this 3-Pack set of cars from the Lionel archives. The #6464-625 Soo Line, #6464-750 Denver & Rio Grande Cookie Box, and #6464-775 Duluth, South Shore & Atlantic boxcars have been rescued from the collection of prototypes and made ready for the production line for the first time ever.

FEATURES:

- Die-cast metal sprung trucks and operating couplers
- Metal frames
- Opening doors
- Minimum Radius: 0-27
- Length: 10 1/4"

(6-39242) \$114.99

(6-26046) #6561 Flatcar with Cable Reels \$54.99



(6-26047) #2461 Flatcar with Transformer \$54.99



OPERATING CARS

Operation Iraqi Freedom Minuteman Car

Concealed inside the Minuteman Car, a missile is ready for launch. Position the launch mechanism over a section of operating track (sold separately, see page 150), and victory is yours at the press of the button!

FEATURES:

- Die-cast metal sprung trucks and operating couplers
- Metal frame
- Operating missile launching mechanism
- Minimum Radius: O-27
- Length: 10 1/4"

(6-36797) \$59.99

Southern Pacific Walking Brakeman Boxcar

Stopped or in motion, the brakeman figure moves back and forth along the roofwalk.

FEATURES:

- Powerful maintenance-free motor
- Die-cast metal trucks and operating couplers
- Metal frame
- Minimum Radius: O-27
- Length: 10 1/4"

(6-36728) \$59.99

#3435 Motorized Aquarium Car

The classic Postwar #3435 Aquarium Car is reintroduced with a motor-driven belt for illuminated animation whether the car is rolling down the track or standing still.

FEATURES:

- Powerful maintenance-free motor
- Interior illumination
- Die-cast metal trucks and operating couplers
- Postwar Celebration Series plaque and packaging
- Minimum Radius: O-27
- Length: 10 1/4"

(6-36731) \$59.99

Actual production artwork shown



NEW!

Roof opens and missile launches at the touch of a button



NEW!

Motorized action moves brakeman back and forth



NEW!



NEW!



At the push of a button Moe & Joe go to work!



New York Central Stock Car with Cattle Sounds

Hold your nose and listen for the realistic “mooring” of the cattle as this car rolls by. Quiet the cows with the convenient ON/OFF switch hidden beneath the car. (Nine-volt battery required, not included).

FEATURES:

- Die-cast metal sprung trucks and operating couplers
- Metal frame
- Opening doors
- Minimum Radius: 0-27
- Length: 11 1/8”

(6-26795) \$59.99

Chicago & North Western Jumping Hobo Car

Risking life and limb, this daring hobo appears to run next to the speeding boxcar. Much to his surprise, he is about to run right into the grasp of a railroad cop. With a mighty leap, he jumps aboard the speeding boxcar and continues his journey.

FEATURES:

- Die-cast metal sprung trucks and operating couplers
- Opening doors
- Minimum Radius: 0-27
- Length: 10 1/4”

(6-36732) \$59.99

Weyerhaeuser “Moe & Joe” Lumber Flatcar

Inspired by the American Flyer Lumber “Moe & Joe” Flatcar, five wooden boards are unloaded into the included trackside bin—with the help of Moe and Joe, of course. Requires Remote Control Track section, sold separately. See page 150.

FEATURES:

- Die-cast metal trucks and operating couplers
- Metal unloading structure
- Wood load
- Minimum Radius: 0-27
- Length: 10 3/4”

(6-36727) \$69.99

Texas & Pacific Poultry Dispatch Car

At the push of a button the door opens and the chicken drover sweeps clear the deck (Remote Control Track required, see page 150). The Texas & Pacific Poultry Dispatch Car also features interior lighting and realistic chicken sounds (nine-volt battery required, not included).

FEATURES:

- Die-cast metal trucks and operating couplers
- Metal frame
- Opening doors
- Minimum Radius: 0-27
- Length: 11 1/8”

(6-36738) \$69.99

OPERATING CARS

Log Dump Cars and Coal Dump Cars

Based on Postwar classics of the late 1940s, the Log Dump Cars and Coal Dump Cars have realistic, operating dumping action just like the originals. The Coal and Log Dump Cars are both available in a Postwar Celebration Series version, including Postwar Celebration Series plaque and packaging. Remote control Track section required, not included. See page 150.

LOG DUMP CARS AND COAL DUMP CARS

FEATURE:

- Die-cast metal trucks and operating couplers
- Metal bodies
- Coal or log load
- Trackside unloading bin
- Minimum Radius: 0-27
- Length: Log Dump Cars: 8 5/8"
Coal Dump Cars: 9 1/8"

Santa Fe Searchlight Car

The Santa Fe Searchlight Car brings programmable operation to this classic die-cast metal car. Adjust the searchlight's brightness level and how fast or slow the light rotates via a Remote Control or Uncoupling Track section (not included, see page 150).

FEATURES:

- Die-cast metal body
- Programmable operation
- Die-cast metal trucks and operating couplers
- Minimum Radius: 0-27
- Length: 9"

Baldwin Locomotive Works Welding Car

This Operating Welding Car features an industrious welder underway to the famous shops of the Baldwin Locomotive Works. As the car moves, the welder goes about his work. A bright LED light gives the effect of a glowing arc welder, which also reflects in the welder's mask.

FEATURES:

- Die-cast metal trucks and operating couplers
- Illuminated arc welder
- Minimum Radius: 0-27
- Length: 10 3/4"

Track Cleaning Car

The Postwar-styled Lionel Track Cleaning Car is ready for Maintenance-of-Way duty. Run the Track Cleaning Car behind a locomotive or in a train to provide reliable preventive maintenance against residue build-up on the rails. The heavy die-cast metal frame keeps even pressure on the sponges. Fill the track cleaning fluid reservoir with your favorite track cleaning fluid or Lionel Track Cleaning Fluid from Maintenance Kit 6-62927 (See page 152). An ON/OFF switch controls the fluid flow.

FEATURES:

- Dual rotating scrubbers with replaceable sponges
- Die-cast metal operating couplers
- Die-cast metal frame
- Extra sponges included
- Minimum Radius: 0-27
- Length: 8"

Hood's Milk Car with Platform

Decorated with the famous Hood's logo, the busy milkman unloads cans onto the platform at the touch of a button. Remote Control Track section required (not included, see page 150.)

FEATURES:

- Die-cast metal trucks and operating couplers
- Metal frame
- Seven milk cans and milkman figure
- Metal platform
- Minimum Radius 0-27
- Length: 10 3/4"

(6-36765) Alaska Coal Dump Car \$69.99




REMOTE
CONTROL
DUMPING
ACTION



COAL AND
BIN INCLUDED

(6-36739) #3461 Log Dump Car \$69.99



REMOTE
CONTROL
DUMPING
ACTION



LOGS AND
BIN INCLUDED




(6-36764) West Side Lumber Log Dump Car \$69.99



(6-36701) Baldwin Locomotive Works Welding Car \$79.99



(6-36740) #3469 Coal Dump Car \$69.99



(6-18461) Track Cleaning Car \$129.99



(6-36726) Santa Fe Searchlight Car \$69.99



(6-19894) Hood's Milk Car with Platform \$129.99



TrainMaster Command Control Crane Cars

This all-new TMCC equipped operating car represents an O gauge first. Turn the red knob on your CAB-1 Remote Controller and watch the cab of the crane car rotate in unison. Lower and raise the boom, control each hook independently and even deploy the outriggers, all at your command. Built of tough die-cast metal, the TrainMaster Command Control Crane Car is based on the "Big Hook" wrecking derricks built by Industrial Brownhoist and used by railroads across the country. Even the all-new die-cast metal six-wheel trucks are fully sprung and equalized just like the real thing. The new TrainMaster Command Control Crane Car is available in both Santa Fe and new Pennsylvania liveries.

FEATURES:

- TrainMaster Command Control operation including 360 degree cab rotation, up and down action of the boom, independent control of the main and auxiliary hooks and deployment of all six outriggers
- Four powerful maintenance-free motors
- Die-cast metal six-wheel sprung and equalized trucks
- Dual ElectroCouplers
- Die-cast metal body, frame, boom and cab
- Operating front and rear work lights
- Opening cab doors
- Separately applied metal details
- Six outrigger supports included

- Minimum Radius: O-31
- Length: 10 1/2"

DIE-CAST METAL CONSTRUCTION

SEE PAGE 136 FOR THE TMCC SYSTEM



Operating front work lights



Remotely deployed outriggers and front and rear ElectroCouplers



Independently operating boom



New die-cast metal six-wheel sprung and equalized trucks



TMCC Crane Car rerailing a PS-5 gondola

NEW!

(6-19899) Pennsylvania \$299.99



(6-26769) Atchison, Topeka & Santa Fe \$299.99



Independent control of main and auxilliary hooks

360° cab rotation and operating rear light

American Flyer USRA Light Mikado Steam Locomotive

For the first time in four decades, an all-new American Flyer steam locomotive rolls down S gauge rails. Based on the 2-8-2 wheel arrangement created in 1893 by Baldwin for the Japan Railways, the USRA light Mikado was one of the most successful designs developed by the United States Railway Administration. First introduced in 1918, these 2-8-2s ran on railroads across the country until the very end of the steam era. Our new S gauge model of this historic 2-8-2 incorporates some of the latest features pioneered on Lionel O gauge steam locomotives including the TrainMaster Command Control system, the RailSounds sound system and synchronized smoke. With accurate builder's plates plus separately applied parts and piping, each scale-sized locomotive includes a level of detail comparable to some of the best on our O gauge steam roster.

The American Flyer USRA Light Mikado is available separately in New York Central livery. A matching New York Central caboose with die-cast metal trucks, a metal frame and interior lighting will be ready for action in 2004.

ALL-NEW AMERICAN FLYER USRA LIGHT MIKADO

FEATURES:

- Produced from all-new tooling
- TrainMaster Command Control equipped—able to run in Command Control Mode or in Conventional Transformer Control Mode with most American Flyer and Lionel transformers
- RailSounds sound system with CrewTalk communication, TowerCom announcement and DynaChuff synchronized chuffing
- Directional lighting including operating headlight and operating tender back-up light
- Operating classification lights on the front of the locomotive

- High torque Pittman® motor
- Two traction tires
- Synchronized smoke system with improved smoke output
- Die-cast metal locomotive body, frame and trucks
- Die-cast metal tender body and trucks
- Accurate separately applied builder's plates
- Separately applied metal details
- Authentically detailed cab interior
- Interior light in cab
- Engineer and fireman figures
- Minimum Radius: S gauge
- Length: Approx. 15 1/2"

(6-48036) New York Central USRA Light Mikado \$599.99



Actual production design drawings shown

(6-48725) New York Central Caboose \$49.99



NEW YORK CENTRAL CABOOSE FEATURES:

- Die-cast metal trucks
- Metal frame
- Interior lighting
- Minimum Radius: S gauge
- Length: 8 3/8"

**SIMPLE TMCC
HOOK-UP
FOR MOST
AF LAYOUTS**

**LEARN MORE
ABOUT TMCC
ON PAGE 136**

AMERICAN FLYER

Baltimore & Ohio Passenger Train

An all-new American Flyer USRA Light Mikado leads the distinctive blue and gray varnish of the Baltimore & Ohio in this new passenger train set. The four car consist includes a combo car, two coaches and an observation car. An add-on 2-Pack that includes a matching baggage car and diner is also available.

EACH CAR FEATURES:

- Die-cast metal trucks
- Metal frames
- Interior lighting with passenger silhouettes.
- Minimum Radius: S gauge
- Length: Locomotive and tender: Approx. 15 1/2"
 Passenger Car: 13 1/8"
 Set: Approx. 68"
 2-Pack: 26 1/4"

Actual production design drawings shown



(6-49612) Baltimore & Ohio Passenger Train \$799.99



Actual production design drawings shown

(6-48965) Baltimore & Ohio Passenger Car 2-Pack \$119.99



Actual production design drawings shown

New York Central ALCo PA B-unit with RailSounds and New York Central Baggage Car

Each of these all-new American Flyer items are built to match the New York Central ALCo PA Passenger Set offered in Lionel Classic Trains Vol. 1 2002.

NEW YORK CENTRAL ALCO PA B-UNIT FEATURES:

- RailSounds sound system with bell, horn, diesel engine revving and crew announcements
- Die-cast metal trucks
- Minimum Radius: S gauge
- Length: Approx. 12"

NEW YORK CENTRAL BAGGAGE CAR FEATURES:

- Die cast metal trucks
- Metal frame
- Interior lighting
- Minimum Radius: S gauge
- Length: 13 1/8"

(6-48135) New York Central Alco PA B-unit \$149.99



(6-48964) New York Central Baggage Car \$59.99



Actual production design drawings shown

AMERICAN FLYER

#773 Oil Derrick

Watch as the "oil" bubbles up the illuminated tube of this new American Flyer reissue.

FEATURES:

- Illuminated bubble tube
- Dimensions: Approx. 4 7/8" x 4 7/8" x 12 5/8"

(6-49811) \$59.99

#774 Floodlight Tower

Perfect for a freight yard on any layout, the American Flyer #774 Floodlight Tower features four bright lamps.

FEATURES:

- Metal platform, lamp holders, and pipe
- Four lights
- Dimensions: Approx. 5" x 6" x 13"

(6-49814) \$99.99

#787 Log Loader

The classic American Flyer #787 Log Loader is ready to go to work on your S or O gauge layout. At the press of a button, the operator hooks a log from the bin inside the structure, hoists it up, and loads it onto a car positioned in front of the accessory.

FEATURES:

- Crane operator picks up logs and drops them onto cars positioned in front of the accessory
- Metal walkway and base
- Dimensions: 10" x 11 1/2" x 9"

(6-49810) \$129.99

NEW!

LIGHTS AND BUBBLES

FOUR LIGHTS

Car not included

LOADS LOGS INTO ROLLING STOCK





**MOVES
BACK AND
FORTH**

**CHICAGO, ST. LOUIS
ALL POINTS WEST
NOW BOARDING!**



**MAKE YOUR
OWN STATION
ANNOUNCEMENTS**

#789 Baggage Smasher

When the trains pull in, Billy the Baggage Smasher has his work cut out for him! The Baggage Smasher accessory features an animated figure that wheels the passenger's luggage across the platform at the press of a button.

FEATURES:

- Animated figure
- Interior lighting
- Dimensions: 10" x 7 1/4" x 4 3/4"

(6-49813) \$129.99

#755 Talking Station

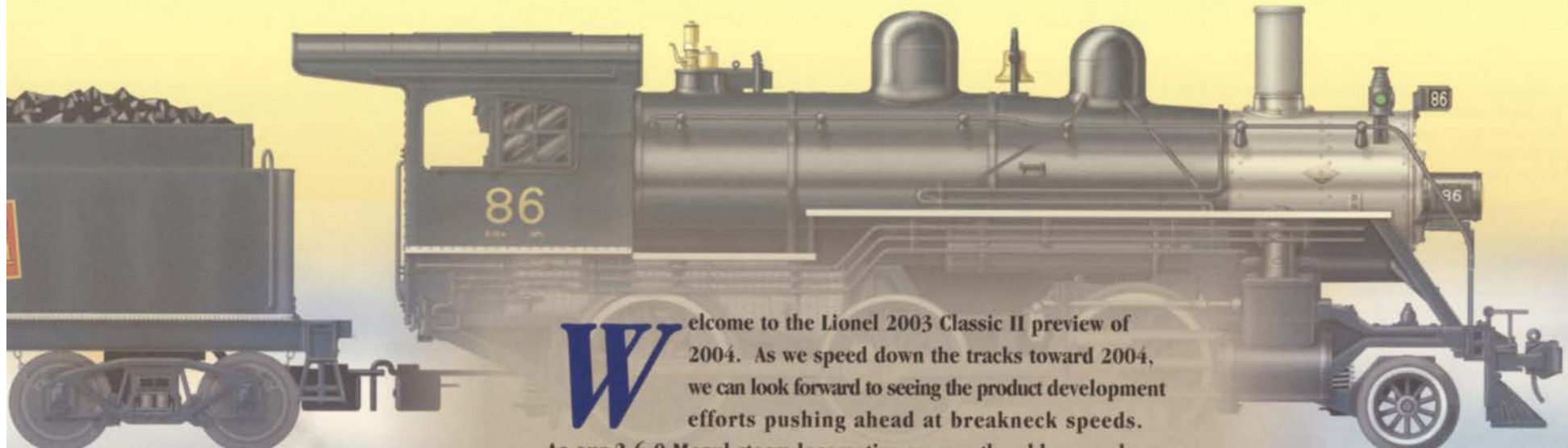
"Chicago, St. Louis! All points west! Now boarding!" The classic American Flyer Talking Station is now available with modern, digital technology. The microphone and speaker in this accessory allow you to become the station master. Record your own messages, or "broadcast live" using the station's speaker as your layout's personal PA system.

FEATURES:

- Digital recording, microphone, and speaker
- Interior lighting
- Stamped metal base, building, and signs on the roof
- Dimensions: 6" x 12" x 8"

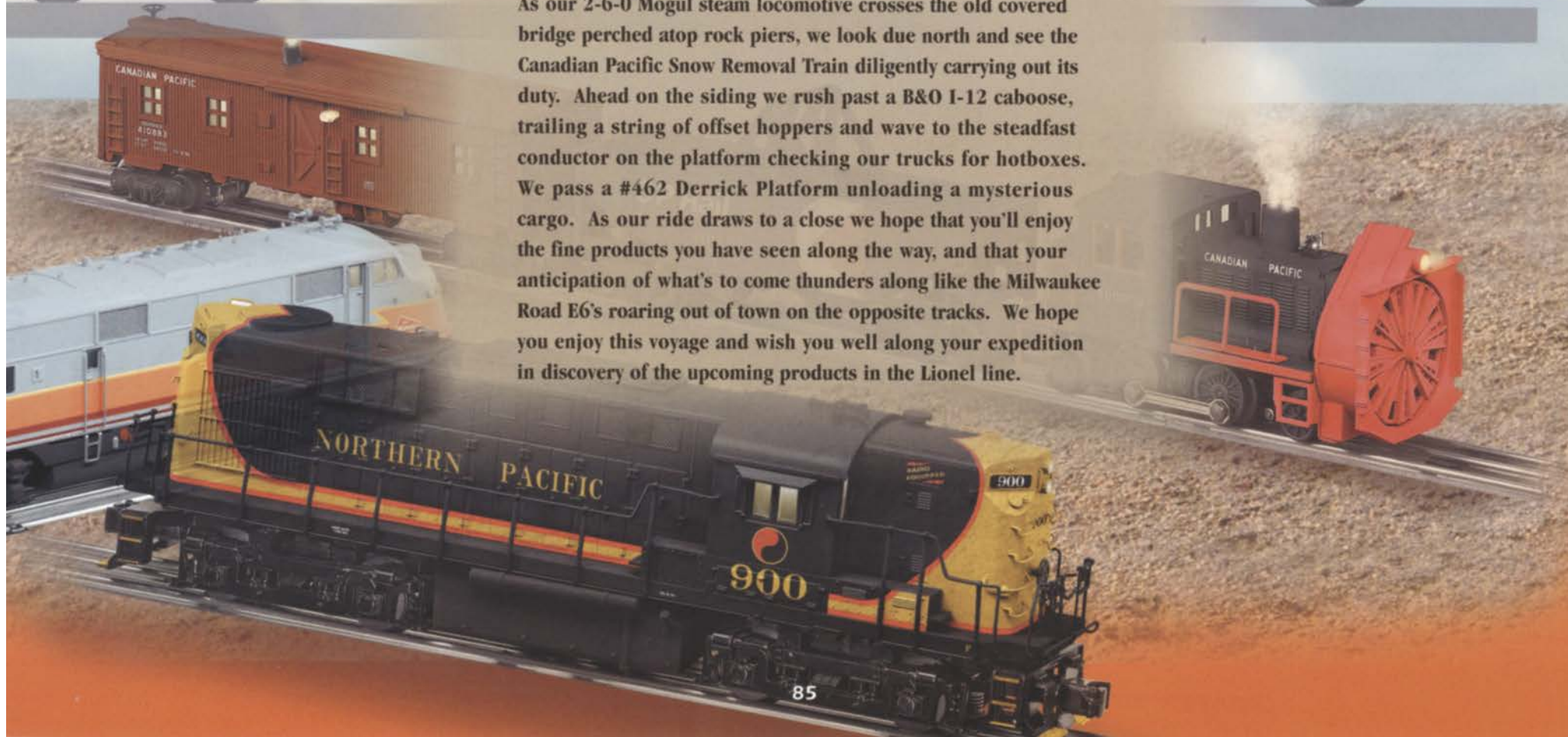
(6-49812) \$199.99





Welcome to the Lionel 2003 Classic II preview of 2004. As we speed down the tracks toward 2004, we can look forward to seeing the product development efforts pushing ahead at breakneck speeds.

As our 2-6-0 Mogul steam locomotive crosses the old covered bridge perched atop rock piers, we look due north and see the Canadian Pacific Snow Removal Train diligently carrying out its duty. Ahead on the siding we rush past a B&O I-12 caboose, trailing a string of offset hoppers and wave to the steadfast conductor on the platform checking our trucks for hotboxes. We pass a #462 Derrick Platform unloading a mysterious cargo. As our ride draws to a close we hope that you'll enjoy the fine products you have seen along the way, and that your anticipation of what's to come thunders along like the Milwaukee Road E6's roaring out of town on the opposite tracks. We hope you enjoy this voyage and wish you well along your expedition in discovery of the upcoming products in the Lionel line.



2004 PREMIUM TRAIN SETS

Canadian Pacific Rail Snow Removal Train

Keeping the mainline clear in the Great White North is a tough job. Led by a rotary snowplow with spinning blades, this Canadian Pacific work train also keeps the tunnels clear with an icebreaker tunnel car. The Maintenance-of-Way crew stays warm in the illuminated bunk car with realistic smoke.

SET INCLUDES:

- Motorized rotary snowplow
- One icebreaker tunnel car
- One smoking bunk car

ROTARY SNOWPLOW FEATURES:

- Transformer controlled forward, neutral and reverse operation
- Powerful Pullmor motor
- Operating headlight
- Operating coupler on rear of unit
- Traction tire
- Die-cast metal frame
- Spinning plow blade

ROLLING STOCK FEATURES:

- Die-cast metal sprung trucks (Bunk car has non-sprung die-cast metal trucks) and operating couplers
- Interior lighting in bunk car
- Smoke unit in bunk car
- Removable icebreaker structure in icebreaker tunnel car
- Minimum Radius: 0-27
- Length: Approx. 30"

(6-31717) \$299.99





Southern Pacific "Oil Can" TankTrain

One of the classic sights of the modern diesel era was the seemingly endless line of tank cars as a Southern Pacific "Oil Can" train fought its way up Tehachapi Loop. The "Oil Can" was one of Southern Pacific's most important runs through the 1990s. For efficient transport of the oil load, the railroad used the revolutionary GATX TankTrain tank cars, which, through a system of valves and flexible hoses, allowed for the loading or unloading of an entire string of cars, all from a single car at the end. This new, scaled-sized freight set has everything needed to build one of the most unique unit trains in model railroading, including double-headed power. Two new Lionel SD-40T-2 tunnel motor diesel locomotives, each fully featured with the TMCC system and the RailSounds sound system, lead eight super-detailed Lionel TankTrain tank cars. The B-end TankTrain tank car even includes a red flashing End-of-Train-Device.

SET INCLUDES:

- Two individually numbered, fully featured SD-40T-2 tunnel motor diesel locomotives
- One TankTrain A-end car
- Six TankTrain intermediate cars
- One TankTrain B-end car with operating End-of-Train-Device

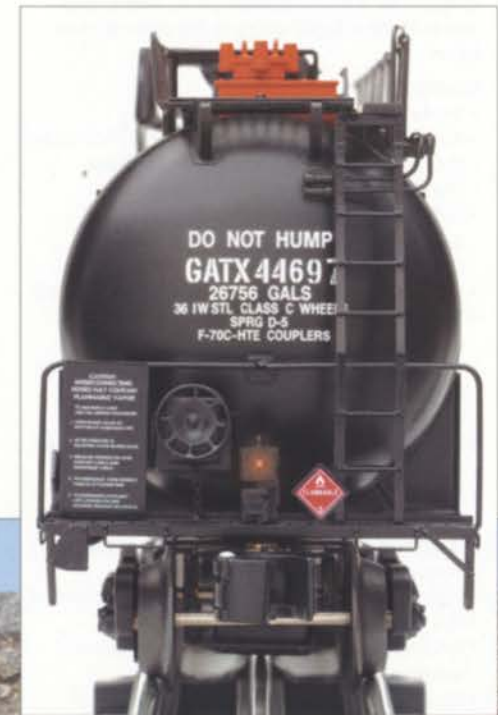
LOCOMOTIVES FEATURE:

- TrainMaster Command Control equipped—able to run in Command Control Mode or in Conventional Transformer Control Mode
- RailSounds sound system with CrewTalk communication and TowerCom announcements
- Odyssey System for speed control
- Directional lighting including operating LED headlights and operating marker lights
- Realistic, pulsing Mars light
- Two ElectroCouplers
- Dual powerful maintenance-free motors with momentum flywheels
- Four traction tires
- Fan-driven smoke unit
- Die-cast metal pilots, trucks and fuel tank
- Metal frame
- Separately applied metal details
- Lighted number boards
- Lighted cab interior
- Engineer and fireman figures

TANKTRAIN TANK CARS FEATURES:

- Die-cast metal sprung trucks with rotating bearing caps and operating couplers with hidden uncoupling tab
- Separately applied metal details
- Flexible hoses between cars
- Minimum Radius: 0-31
- Length: Locomotive: 17 1/2"
TankTrain tank car: 15 1/2"
Set: 159"

(6-31718) \$1299.99



NEW!



Flashing End-of-Train-Device





2-6-0 Mogul

Although the wheel arrangement was first developed in the mid-19th century, the 2-6-0 Mogul type ran on North American rails through the 1950s. After the turn of the 20th century, they still hauled light passenger and light freight consists. Their proven power even served in switching duties. Moguls were especially popular in branch line service where lighter rail and tight clearances restricted the use of larger, more "modern" motive power. These scale-sized Lionel steamers can negotiate tight O-31 curves making them versatile enough to handle just about any O gauge layout. All of the new 2-6-0s have many of our latest features including the new synchronized smoke system. Each version features details unique to that particular road name.

FEATURES:

- Produced from all-new tooling
- TrainMaster Command Control equipped—able to run in Command Control Mode or in Conventional Transformer Control Mode
- RailSounds sound system with CrewTalk communication, TowerCom announcements and DynaChuff synchronized chuffing
- Odyssey System for speed control with ON/OFF switch
- Wireless Tether connection between locomotive and tender
- Refined Conventional Transformer Control Mode with lower starting speeds, improved smoke output and simplified Odyssey System controls
- Directional lighting including operating headlight and back-up light on rear of tender
- Operating classification lights on front of locomotive
- ElectroCoupler on rear of tender
- Scale front coupler with interchangeable O gauge coupler
- High-torque Pittman® motor with momentum flywheel
- Two traction tires
- Synchronized fan-driven smoke unit with improved smoke output
- Die-cast metal locomotive body, pilot and trucks
- Die-cast metal tender body and trucks
- Separately applied metal details
- Accurate separately applied builder's plates
- Authentically detailed cab interior
- Glowing firebox in cab
- Lighted cab interior
- Cab window glass
- Engineer and fireman figures
- Minimum Radius: O-31
- Length: 15 1/2"

Actual production design drawings shown

(6-38017) Canadian National \$599.99

NEW!



ALL NEW DESIGN

(6-38018) Wabash \$599.99

NEW!



ALL NEW DESIGN

Actual production design drawings shown

(6-38019) Boston & Maine \$599.99

NEW!



ALL NEW DESIGN

(6-38088) New York Central \$599.99

NEW!



ALL NEW DESIGN

2004 DIESEL LOCOMOTIVES

(6-28545) Northern Pacific RS-11 \$399.99



Amtrak RS-3

This powerful RS-3 rolls into action painted in the distinctive red, white and blue stripes of Amtrak. The hardworking Lionel RS-3 includes a realistic horn, front and rear operating couplers and bright headlights.

FEATURES:

- Transformer controlled forward, neutral, and reverse operation
- Operating diesel horn
- Operating headlights
- Two operating couplers
- Powerful maintenance-free motors
- Two traction tires
- Interior lighting
- Minimum Radius: 0-27
- Length: 14 1/2"

(6-28845) Amtrak RS-3 \$79.99



(6-28544) Pennsylvania RS-11 \$399.99




(6-28228) Chicago & North Western Dash 9 \$429.99

NEW!



(6-28229) Southern Pacific Dash 9 \$429.99

NEW!



New etched metal grille 91

RS-11 Diesel Locomotives

The American Locomotive Company began production of the 1,800 horsepower RS-11 locomotives in 1956. By June 1961, over 350 "steel dragons" equipped with husky 251 engines had been built. The TMCC-equipped diesels are available in Pennsylvania and Northern Pacific. Each scale-sized freighter includes exciting operating features like dual ElectroCouplers and realistic LED headlights. The Pennsylvania version even includes a prototypical train phone antenna.

Dash 9-44CW Diesel Locomotives

In 1993, General Electric released the massive 200-ton DC-traction Dash 9. A few months after its release, Chicago & North Western assigned Dash 9's to Powder River coal service. In 1994, Southern Pacific also bought a fleet to haul long strings of iron ore. The Lionel models include meticulous details like safety-treaded walkways and accurate warning placards created from actual G.E. drawings.

EACH RS-11 AND DASH 9 DIESEL LOCOMOTIVE FEATURES:

- TrainMaster Command Control equipped—able to run in Command Control Mode or in Conventional Transformer Control Mode
- Odyssey System for speed control
- RailSounds sound system with CrewTalk communication and TowerCom announcements
- Directional lighting including LED headlights and operating marker lights
- Two ElectroCouplers
- Four traction tires
- Fan-driven smoke unit
- Dual powerful maintenance-free motors with momentum flywheels
- Die-cast metal pilots, trucks, and fuel tank
- Metal frame
- Separately applied metal details
- Lighted number boards
- Operating LED headlights
- Opening cab doors
- Lighted cab interior
- Engineer figure
- Minimum Radius: 0-31
- Length: RS-11: 14"
Dash 9: 17 1/2"



NEW!



E-6 A-A Diesel Locomotives

For 2004, Milwaukee Road and Santa Fe join the fleet of Lionel E-unit diesel locomotives. On the Milwaukee Road, E-6 #15 hauled the famous Hiawatha passenger trains across the Midwest. In 1940, Santa Fe received four E-6's in "Warbonnet" paint, whose 2000 horsepower muscle was needed to pull their long strings of silver streamlined passenger cars. These fine diesels include many separately applied details such as grab handles and opening doors. Each scale-sized, TMCC-equipped set includes dual Odyssey System-controlled motors and the RailSounds sound system.

SET INCLUDES: One powered and one non-powered E-6 A-unit


FEATURES:

- TrainMaster Command Control equipped—able to run in Command Control Mode or in Conventional Transformer Control Mode
- RailSounds sound system with CrewTalk communication and TowerCom announcements
- Odyssey System for speed control
- Directional lighting including LED headlights
- ElectroCouplers on the front of both the powered and non-powered A-units
- Dual powerful maintenance-free motors with momentum flywheels in powered A-unit
- Four traction tires
- Fan-driven smoke unit in both units
- Die-cast metal trucks, pilots, and fuel tank
- Metal frame
- Separately applied metal details
- Lighted number boards
- Lighted cab interior
- Engineer figures
- Minimum Radius: 0-31
- Length: Single A-unit: 17"
A-A set: 34"

(6-24507) Milwaukee Road \$649.99


(6-24504) Santa Fe \$649.99





Prototypical dual headlight version for Milwaukee Road

Prototypical single headlight version for Santa Fe



Etched metal grille detail

2004 PASSENGER CARS

(6-39085) Freedom Train Heavyweight 3-Pack \$299.99



Crescent Limited Heavyweight 2-Pack and Crescent Limited Heavyweight StationSounds Diner

This 2-Pack and StationSounds Diner perfectly match the all-new Crescent Limited Passenger Train on page 24. The 2-Pack includes two heavyweight sleepers with lighted interiors. The StationSounds Diner features a detailed dining area and the StationSounds sound system. Custom recordings such as dining reservation calls, arrival/departure announcements and even the "clickety-clack" of the cars rolling down the track bring the Crescent Limited to life.

FEATURES:

- StationSounds sound system (Crescent Limited Heavyweight StationSounds Diner only)
- Die-cast metal trucks and operating couplers with hidden uncoupling tab
- Metal frames
- Authentically detailed and painted interiors
- Interior lighting with ON/OFF control
- Opening doors
- Hand-painted passenger figures
- Flexible diaphragms between cars
- Minimum radius: 0-54
- Length: 2-Pack: 38"
Diner: 19"

SEE THE
SET ON
PAGE 24

(6-15517) Crescent Limited Heavyweight 2-Pack \$229.99



(6-15520) Crescent Limited Heavyweight StationSounds Diner \$269.99



NEW!



Freedom Train 3-Pack

Three display cars were donated by the Pennsylvania Railroad for the American Freedom Train. During the historic 1947-1949 run, some of the most important artifacts in American history traveled the country in these specially modified heavyweight cars. Complete your Freedom Train with the addition of the three cars.

SEE THE SET ON PAGE 26

FEATURES:

- Die-cast metal trucks and operating couplers with hidden uncoupling tab
- Metal frames
- Separately applied metal details
- Opening doors
- Flexible diaphragms between cars
- Minimum Radius: 0-54
- Length: Each car: 19" 3-Pack: 57"

NEW!

[6-29149] Chicago, Burlington & Quincy *California Zephyr* 2-Pack \$249.99



NEW!

[6-29152] Santa Fe *Super Chief* 2-Pack \$249.99



NEW!

[6-29155] Delaware & Hudson 2-Pack \$249.99



NEW!

[6-29158] Southern *The Southerner* 2-Pack \$249.99



Aluminum Passenger Car 2-Packs

Each Aluminum Passenger Car 2-Pack perfectly matches its corresponding set offered in *Lionel Classic Trains Volume 1, 2003*. Each 2-Pack also features upgrades like all-new sprung trucks, all-new end vestibules and separately applied roof vents and grab handles.

BURLINGTON INCLUDES:

- Two sleepers

SANTA FE INCLUDES:

- Two sleepers

DELAWARE & HUDSON INCLUDES:

- One coach and one vista dome car

SOUTHERN INCLUDES:

- One baggage and one coach

FEATURES:

- All-new die-cast metal sprung trucks and operating couplers with hidden uncoupling tab
- All-new separately applied metal details including roof vents and grab handles
- All-new detailed end vestibules with opening doors and working displays
- Metal frames
- Extruded aluminum bodies
- Authentically detailed and painted interiors
- Hand-painted passenger figures
- Interior lighting with ON/OFF control
- Minimum Radius: 0-31
- Length: Single car: 15" 2-Pack: 30"

Actual production design drawings shown

2004 PASSENGER CARS

Superliner 2-Packs and StationSounds Diners

The Superliner 2-Packs and StationSounds Diners are the perfect complement to the impressive Superliner 4-Packs offered in Volume 1, 2002. The 2-Packs include two all-new Superliner cars: a sleeper and a lounge. The all-new Superliner StationSounds Diner is also an all-new floorplan and includes custom recorded sounds such as dining reservation calls, arrival/departure announcements and more!

FEATURES:

- StationSounds sound system (StationSounds Diners only)
- Die-cast metal sprung trucks with hidden uncoupling tab and rotating bearing caps
- Die-cast metal operating couplers with hidden uncoupling tab
- Metal frames
- Extruded aluminum bodies
- Authentically detailed and painted interiors
- Interior lighting with ON/OFF control
- Selectable red warning lights on each end
- Hand-painted passenger figures
- Operating metal and cloth diaphragms between cars
- Minimum Radius: 0-42
- Length: Single Car: 19 1/4"
2-Pack: 38 1/2"

Concept models shown on pages 96-97



(6-15314) Amtrak Superliner 2-Pack \$269.99



(6-15315) Santa Fe Superliner 2-Pack \$269.99



(6-15316) New York Central Superliner 2-Pack \$269.99

NEW!



NEW!



NEW!



NEW!



NEW!



NEW!



(6-15396) Amtrak Superliner StationSounds Diner \$279.99

(6-15397) Santa Fe Superliner StationSounds Diner \$279.99

(6-15398) New York Central Superliner StationSounds Diner \$279.99

2004 STANDARD O ROLLING STOCK

8,000-Gallon Tank Cars

Upgraded in 2003 with the same type of die-cast metal sprung trucks used on much of our newer scale rolling stock such as our PS-1 boxcars, the 8,000 Gallon Tank Cars add two new liveries to the roster.

FEATURES:

- Die-cast metal sprung trucks and operating couplers with hidden uncoupling tab
- Separately applied metal details
- Minimum Radius: 0-31
- Length: 9"

Cylindrical Hoppers

These detailed Standard O cars are better than ever with upgraded die-cast metal sprung trucks and other details.

FEATURES:

- Die-cast metal sprung trucks with rotating bearing caps and operating couplers with hidden uncoupling tab
- Separately applied metal details
- Minimum Radius: 0-31
- Length: 13"

Offset Hoppers

Introduced in the late 1920's, the rugged, 50-ton twin hopper proved an invaluable railroad workhorse. In the tradition of other Lionel Standard O rolling stock, such as the PS-5 gondolas, these offset hoppers include an accurate, scale-level of detail. Each car features die-cast metal construction with separately applied metal parts. The Lionel Offset Hoppers are available in four new road names for 2004.

FEATURES:

- Die-cast metal sprung trucks and operating couplers with hidden uncoupling tab
- Die-cast metal frame and body
- Separately applied metal details including metal brake wheel and brake wheel chain
- Removable single-piece coal load
- Opening bottom hatches
- Minimum Radius: 0-31
- Length: 9 1/2"

(6-17928) Merck 8,000 Gallon Tank Car \$49.99



New trucks feature hidden uncoupling tab


NEW!

(6-27104) Wabash Cylindrical Hopper \$59.99



NEW!

(6-17027) Illinois Central Offset Hopper \$59.99



DIE-CAST METAL

NEW!

(6-17929) Wyandotte Chemicals 8,000 Gallon Tank Car \$49.99



NEW!

(6-17024) Reading Offset Hopper \$59.99



DIE-CAST METAL

NEW!

(6-27105) Penn Central Cylindrical Hopper \$59.99



NEW!

(6-17025) Chesapeake & Ohio Offset Hopper \$59.99



DIE-CAST METAL

NEW!

(6-17026) Delaware & Hudson Offset Hopper \$59.99



DIE-CAST METAL

NEW!



Opening unloading hatches

NEW!

(6-17028) General Electric \$54.99




NEW!

(6-17029) Jersey Central \$54.99



NEW!

(6-17030) Milwaukee Road \$54.99



NEW!

(6-17031) Southern Pacific \$54.99



PS-2 2-Bay Covered Hopper

Four new covered hoppers join the ranks of Lionel Standard O Rolling Stock in 2004. In the early 1950s, Pullman Standard released a refined covered hopper design called the PS-2. These 2-bay cars had standardized features such as round roof hatches for increased safety during loading. Like the Lionel PS-2 CD 4427 Hoppers, these all-new, scale-sized cars include die-cast metal ends and other separately applied metal details.

FEATURES:

- Die-cast metal sprung trucks and operating couplers with hidden uncoupling tab
- Die-cast metal ends and center sill
- Separately applied metal details
- Opening roof hatches
- Minimum Radius: 0-31
- Length: 10"

Actual production design drawings shown

(6-17647) Baltimore & Ohio #C-2820 \$84.99
 (6-17664) Baltimore & Ohio #C-2824 \$84.99



NEW!

(6-17648) Chessie System #C-2800 \$84.99
 (6-17665) Chessie System #C-2802 \$84.99



NEW!

(6-17649) Lionel Lines \$84.99



NEW!

I-12 Caboose

The all-new Lionel I-12 caboose is based on the distinctive "wagon-tops" produced by the Baltimore & Ohio Railroad. In 1941, B&O shops built 100 I-12's, and added twenty-five more to their line by 1945. Serving for four decades, they bridged the steam and diesel eras. In Chessie System paint, they ran into the 1980s. The all-new Lionel I-12 cabooses are available in both an early Baltimore & Ohio and a later Chessie System version, which includes many later modifications such as a metal catwalk, window screens and end reflectors. There's even one in our very own Lionel Lines livery.

FEATURES:

- Die-cast metal sprung trucks and operating couplers with hidden uncoupling tab
- Operating smoke unit
- Authentically detailed and painted interior
- Hand-painted train crew figures
- Interior lighting
- Operating marker lights
- Opening doors
- Separately applied metal parts
- Length: 9 1/2"

DETAILED INTERIORS

INTERIOR AND EXTERIOR LIGHTING

REALISTIC SMOKE

Actual production design drawings shown

2004 ROLLING STOCK

Archive Collection

Each piece of rolling stock in this series represents an idea that once reached the design phase, but never left the drawing board...until now.

FEATURES:

- Die-cast metal sprung trucks and operating couplers
- #3460 Lionel Lines Flatcar includes two removable trailers and metal superstructure
- Opening doors on #6672 Burlington Reefer
- Sliding metal door reveals control panel on #6672 Burlington Reefer
- #1878 Water Barrel Car is the perfect add-on to any General set
- Minimum Radius: O-27
- Length: Water Barrel Car: 9"
Reefers: 11 1/4"
Flatcar: 10 3/4"

(6-29459) #1878 Water Barrel Car \$44.99

NEW!



Postwar Celebration Series

Designed from original tooling, Postwar Celebration Series rolling stock provides accurate reissues from the golden age of O gauge.

FEATURES:

- Die-cast metal sprung trucks and operating couplers
- Removable airplanes on #6500 Flatcars
- Removable one-piece automobiles on #6414 Evans Auto Loader
- Opening doors on #6672 Santa Fe Reefer
- Sliding metal door reveals control panel on #6672 Santa Fe Reefer
- Door opens and trainman emerges from the #3494-150 boxcar (Remote Control Track required, see page 150)
- Postwar Celebration Series plaque and packaging
- Minimum Radius: O-27
- Length: Flatcars: 10 3/4"
Auto Loader: 10 3/4"
Reefer: 11 1/4"
Hopper: 11 3/4"
Boxcar: 10 1/4"

(6-29462) #6500 Flatcar with White and Red Airplane \$44.99

NEW!



(6-19564) #6672 Santa Fe Reefer \$44.99

NEW!



(6-19565) #6672 Burlington Reefer \$44.99

NEW!



ARCHIVE COLLECTION

(6-29460) #3460 Lionel Lines Flatcar with Piggyback Trailers \$44.99

NEW!



ARCHIVE COLLECTION

(6-29461) #6500 Flatcar with Red and White Airplane \$44.99

NEW!



(6-29463) #6414 Evans Auto Loader \$54.99

NEW!



(6-19350) #6636 Alaska Quad Hopper \$44.99

NEW!



(6-36786) #3494-150 Missouri Pacific Operating Boxcar \$54.99

NEW!



Door opens and trainman emerges



2004 ROLLING STOCK

Ore Cars

Two new ore cars are on the Lionel roster for 2004—the Duluth, Missabe & Iron Range, and an officially licensed U.S. Steel livery.

FEATURES:

- Die-cast metal sprung trucks and operating couplers
- Removable ore load
- Minimum Radius: 0-27
- Length: 6 5/8"

I Love Boxcars

These next installations of the Lionel "I Love..." series celebrate the great states of the upper Midwest.

FEATURES:

- Die-cast metal trucks and operating couplers
- Metal frame
- Opening doors
- Minimum Radius: 0-27
- Length: 10 1/4"

(6-19348) Duluth, Missabe & Iron Range Ore Car \$34.99



NEW!

(6-19349) U.S. Steel Ore Car \$34.99



(6-29920) I Love North Dakota Boxcar \$44.99



NEW!

(6-29921) I Love South Dakota Boxcar \$44.99



NEW!

NEW!



SEE THE COMPLETE SET ON PAGE 20



TARGET ACQUIRED
FIRE!

NEW!



U.S. Marines Missile Launch Sound Car

Designed to match the U.S. Marines Missile Launch Train on page 20, this new sound car brings even more fun to that action-packed set. Using your TMCC CAB-1 Remote Controller hear the whoosh of each missile synchronized to the firing of the payload on the missile launcher locomotive, as well as many more custom recorded sound effects!

FEATURES:

- Realistic sound effects including missile launching, warning claxon, siren and special crew announcements
- Die-cast metal trucks and operating couplers
- Metal frame
- Length: 10 1/4"

(6-19896) \$179.99

(6-29922) I Love Nebraska Boxcar \$44.99

NEW!



(6-29923) I Love Kansas Boxcar \$44.99

NEW!



OPERATING ACCESSORIES

Station Platform

FEATURES:

- Includes eight full-color press-on advertisements
- Easy to assemble
- Dimensions: 12" x 3 3/8" x 5"

(6-14096) \$12.99

Illuminated Station Platform

FEATURES:

- Includes two frosted light bulbs
- Includes eight full-color press-on advertisements
- Dimensions: 12" x 3 3/8" x 5"

(6-14095) \$29.99

Auto Gateman

FEATURES:

- Gateman emerges from his shed to warn motorists of passing trains
- 153C Contactor included
- Also works with insulated track section (sold separately)
- FasTrack compatible
- Comes fully assembled
- Dimensions: 7" x 5 3/4" x 4 3/4"

(6-14091) \$59.99

Animated Billboard

FEATURES:

- Billboards change from one to the other at the touch of a button
- Dimensions: 8" x 2 1/4" x 5"

(6-14159) \$29.99

#133 Passenger Station

FEATURES:

- Interior lighting
- Dimensions: 12 1/8" x 8 1/4" x 6 1/2"

(6-14152) \$49.99



**FIGURES
MOVE
INSIDE TOWER**



Railroad Control Tower

- FEATURES:**
- Figures move inside tower
 - Anemometer rotates on roof
 - Interior lighting
 - Powerful maintenance-free motor
 - Dimensions: 5" x 5" x 11"

(6-24153) \$49.99

**MEASURES
SCALE
SPEED**



Pedestrian Walkover

- FEATURES:**
- Conveniently spans two track widths
 - Optional two infrared sensors calculate train velocity
 - Optional controller with LCD screen displays train speed in scale miles per hour
 - FastTrack compatible
 - Dimensions: 14 3/4" x 13" x 7"

(6-14082) **Pedestrian Walkover with Speed Sensor** \$99.99

(6-14083) **Pedestrian Walkover (without speed sensor)** \$49.99



OPERATING ACCESSORIES

Exploding Ammunition Dump

FEATURES:

- Structure flies apart when struck by a projectile
- Dimensions: Approx. 4" x 5 1/2" x 2 1/2"

(6-24106) \$29.99



Missile Firing Range Set

FEATURES:

EXPLODING BOXCAR:

- Mechanism causes the car to fly apart when struck by a projectile
- Metal frame
- Die-cast metal sprung trucks
- Minimum Radius: 0-27
- Length: 10 1/4"

MISSILE RANGE:

- Four missiles fire in succession
- Dimensions: 7 1/2" x 2 1/2"

(6-24107) \$79.99



Maiden Rescue

Some dastardly villain has tied the fair maiden to the tracks. Oh no! The express is fast approaching. At the last moment the valiant officer of the Royal Mounted Police rushes forward rescuing the fair maiden and saving the day.

FEATURES:

- Includes 153 Contactor
- Also works with Insulated Track Section, sold separately
- Dimensions: Approx. 6" x 4" x 6"

(6-24154) \$49.99




Track Gang

Working hard to keep the track in good condition, these gandy dancers just won't quit. Six animated figures use a jackhammer, illuminated welding torch, shovels and pry bars. In the tradition of the Operating Lumberjacks and Operating Billboard Signmen, this all-new operating accessory offers loads of action in a small footprint suitable for almost any layout.

FEATURES:

- Six separate animations
- Hand-painted figures
- Simulated torch glow
- Dimensions: Approx. 8" x 2 1/2"

(6-24105) \$89.99



Six separate animations


Playground swings

Woo-hoo! Watch the merry children swing back and forth all day long. Two boys are also playing "hide-and-go-seek" in the pipes. The compact size of the accessory offers an easy way to add animation to any size layout.

FEATURES:

- Two children swing back and forth
- Five hand-painted figures
- Dimensions: Approx. 4 1/2" x 4 1/2" x 3"

(6-14199) \$64.99



Children on both sides of pipes



Concept model shown

Hobo Tower

Never underestimate the resourcefulness of a hobo. Even an abandoned water tower becomes a luxury resort and swimming pool. This all-new operating accessory is beautifully decorated and detailed in the same spirit as the Lionel Hobo Campfire and Lionel Hobo Hotel. The Hobo Tower features six hand-painted hobo figures, including two lounging in their water tank swimming pool. Others sit by the flickering campfire listening to the melancholy harmonica of a tramp troubadour.

FEATURES:

- Six hand-painted hobo figures and one hand-painted dog figure
- Flickering campfire
- Harmonica music (requires a nine-volt battery, not included)
- Separate ON/OFF switches for both sound and flickering campfire
- Volume control for sound
- Dimensions: Approx. 8" x 8" x 12"

(6-24104) Hobo Tower \$69.99

NEW!



PLAYS
HARMONICA
MUSIC

FLICKERING
CAMPFIRE

OPERATING ACCESSORIES


Lion Oil Derrick

Branded with the catchy Lion Oil name, this accessory brings big oil to O gauge. You will actually see the "oil" come bubbling out of the ground in the derrick's tube, and a die-cast metal generator adds strength to this classic.

FEATURES:

- Die-cast metal generator, hook and block assembly
- Metal base, tower and nameplate
- Bubbling tube
- Includes five metal oil barrels
- Dimensions: 8" x 5" x 14"

(6-14153) \$79.95



Oil Field with Bubble Tubes

Fields of oil and natural gas pumps seen across the industrial landscape inspire this all-new operating accessory. Seven bubbling "oil" pumps are connected via a network of pipes. The service shack at the edge of the field even includes interior illumination.

The new Lionel Oil Field with Bubble Tubes works with track power or an external power source via the DC adapter jack.

FEATURES:

- Painted base and pumps
- Seven bubble tubes
- Interior illumination in shack
- ON/OFF switch
- DC adapter jack (adapter not included)

(6-24112) \$79.99

NEW!



Concept model shown

#415 Lion Oil Diesel Fueling Station

When you're running low on fuel, there's only one place to go, the #415 Lion Oil Diesel Fueling Station. Park next to the station and watch the fuel attendant swing the fuel line into action. When he's done, he heads back into the shack and waits for the next fuel-starved loco to pull in.

FEATURES:

- Metal base and fuel line
- Fuel attendant moves in and out of shack
- Lighted interior
- Dimensions: 9 1/8" x 9" x 7 1/2"

(6-14156) \$99.95



Industrial Tank

Inspired by real oil and gas industries whose fields are filled with vast "highways" of connected tanks, you can replicate a large Tank Town of your own with this new Industrial Tank. With metal connecting walkways included, it's easy to start building an impressive field.

FEATURES:

- Durable base and metal tank construction
- Metal ladder, platform and walkways
- Operating industrial lamp
- Conveniently connects to multiple tanks for building large fields
- Dimensions: 4" x 7" x 3 1/2"

(6-14143) \$69.95

Connect two...



...or more!



Industrial Water Tower

The people of Lionelville now have their own water tower. This patriotically inspired tower helps to promote good feeling and joy among the community.

A blinking warning light at the top warns any low flying aircraft. Newly decorated, the Industrial Water Tower includes an all new base, supply shack, and animated action via a new lighted, blue-tinted bubbling tube.

FEATURES:

- Metal Tower and ladder
- Lighted bubble tube
- Blinking warning light on top
- Dimensions: 6" x 6" x 15"

(6-24102) \$89.99

NEW!



Industrial Smokestack

Modeled after smokestacks that stand across the American industrial landscape, the new Lionel Industrial Smokestack features a powerful smoke unit and operating aircraft warning lights at the top.

FEATURES:

- Operating smoke unit
- Aircraft warning lights
- Dimensions: Height Approx. 20"

(6-14142) \$99.99

REALISTIC SMOKE

GLOWING INTERIOR

BLINKING WARNING LIGHTS



Conveyor Lumber Loader

First built in 1948, the Conveyor Lumber Loader is the perfect accessory for the Postwar-inspired metal Log Dump Cars found on pages 76-77. Load up the logs from your Lionel Log Dump Car and a conveyor belt will take them to the top, then watch gravity do its job as the log rolls off the belt, down the ramp, and onto another awaiting car. Exterior lights with red and green jewels highlight the classic action.

- FEATURES:**
- Powerful maintenance-free motor
 - Metal construction
 - Operating conveyor belt system
 - Illuminated with red and green jewels
 - 12 wooden logs
 - Dimensions 28" x 3 1/8" x 4 1/2"

(6-24152) \$99.99

Log dump cars not included



#395 Floodlight Tower

- FEATURES:**
- Metal tower and platform
 - Four die-cast metal illuminated lights
 - Dimensions: 5" x 5" x 11"

(6-14155) \$69.99



#462 Derrick Platform

Load and unload the mysterious radioactive containers with the interactive #462 Derrick Platform. This Postwar accessory was first released in the 1961 Lionel Catalog. One hand crank raises and lowers the boom, a second moves the derrick assembly across the platform and a third raises and lowers the hook.

- FEATURES:**
- Two containers
 - Movable derrick
 - Dimensions: Approx. 8 1/2" x 11" x 1 3/4"

(6-24173) \$59.99



Car not included

NEW!

Lionel Sawmill

See the logs enter into the sawmill by conveyor belt, hear the grind of the blade and watch in amazement as fresh wood planks come out of the other side. Safety strobe lights on both sides warn workers to be careful around the action. Together with the Postwar-inspired Log Dump Cars found on pages 76-77 and the Lionel Conveyor Lumber Loader, the Lionel Sawmill can complete a classic logging railroad empire.

FEATURES:

- Powerful maintenance-free motor
- New spinning blade
- Operating strobe lights
- Wooden logs and boards
- Compatible with all Lionel log dump cars
- Dimensions: 16" x 6" x 6"

(6-24147) \$129.99

World War II Pylon

Although better known for their exploits over the war-torn skies of Europe, the United States Army Air Force P-51 Mustang also made significant contributions to the victory in the Pacific from 1943 onwards. They saw action from the Burma Road to the jungles of New Guinea, and escorted B-29 Superfortresses on long range bombing sorties against the Home Islands of Japan in 1944 and 1945. Watch as the Mustang fights it out with a Japanese Zero.

FEATURES:

- Powerful, maintenance-free motor
- Metal tower
- Interior lighting
- Dimensions: 5 3/4" x 5 3/4" x 14 1/4"
- Airplanes fly at approximately 21 1/2" above the base

(6-24108) \$129.99



**FEATURES
ACTUAL
SPINNING
BLADE!**

Log dump car
not included

HISTORIC LAYOUT SERIES

We are proud and excited to announce the beginning of a new series of accessory products called the Historic Layout Series. Working in conjunction with the owners of the country's most recognized and beloved train layout attractions, we will be replicating fun, whimsical and prototypical accessories from their layouts. Often hand-built, and typically one of a kind, these accessories will now be able to become part of your very own collection.

The first offerings in this series can be found on the famous Miniature Railroad & Village™ layout of the Carnegie Science Center in Pittsburgh, Pennsylvania. Founded Christmas Eve, 1920, by Pennsylvania native Charles Bowditch, this Lionel-only layout has become one of the biggest, most-visited layout attractions in the country. What's more, Lionel has had a relationship of support with the layout for more than 50 years. We are pleased to team up with the Miniature Railroad & Village to kick off this new series. A portion of the proceeds from the sale of each of the four products on this page will be donated to the Miniature Railroad & Village to support ongoing operations.



One of the four
Carnegie Museums
of Pittsburgh

These realistic animations are just some of the more than one hundred original mechanized details waiting to be discovered on Carnegie Science Center's Miniature Railroad & Village, Pittsburgh Pennsylvania.

Discover more at: www.MinoratureRailroad.org or call the Carnegie Science Center at 412.237.3400 for information on the operational schedule for the one and only Miniature Railroad & Village exhibition!



"Mr. Spiff and Puddles"

In the village park, a man on a leisurely stroll with his dog tips his hat and beckons "Good Day" to a passing lady unaware of how his dog is undermining his gallantry! If Mr. Spiff only knew what his dog, Puddles, was doing behind him!

FEATURES:

- As Mr. Spiff tips his hat, his dog Puddles raises his leg
- Includes separate park bench for customer placement
- Trash can conceals ON/OFF switch
- Dimensions: 5 1/8" diameter

(6-24137) \$69.99

As Mr. Spiff
tips his hat...



Puddles waits...



Then takes
advantage of the
distraction!



"Playtime" Playground

On a warm summer day in the Miniature Railroad & Village, children spin around and around until they're dizzy and swing so their toes almost touch the clouds! Christopher doesn't have a seesaw partner but his dog is more than eager to jump on for the ride!

FEATURES:

- Seven simultaneous animations; four swings, two see-saws and one merry-go-round
- Twelve hand-painted figures
- Trash can conceals ON/OFF switch
- Dimensions: 6" x 8" x 3"

(6-24138) \$79.99



Detailed,
hand-painted figures



Realistic, swinging action



REALISTIC SOUND

Duck Shooting Gallery

Get your ducks in a row with this miniature animated amusement park booth. Watch the miniature marksmen actually knock down the targets! Hear the calls of the barker, the gunshots and "PING!" as the shot finds its mark. The replica is based on an authentic attraction from a western Pennsylvania amusement park, and fits perfectly with other Lionel carnival offerings.

FEATURES:

- Ducks and targets rotate on carousel, some fall as if they have been hit
- Sounds of barker, gunshots and "PING!" of falling ducks
- Interior lighting
- Includes four hand-painted figures
- Dimensions: 8 1/2" x 6 1/2" x 6"

(6-24139) \$149.99



Four hand-painted figures

Charles Bowdish Homestead

This replica of a western Pennsylvania farmhouse depicts the homestead of Miniature Railroad & Village creator, Charles Bowdish of Brookville, PA. Legend has it that Charles is being walked to sleep by his pacing mother in the second floor nursery, and his brother Sean is being rocked by his grandmother on the front porch.

FEATURES:

- Second floor nursery with crib and dresser
- Rocking chair animation on porch
- Interior lighting
- Animation of mother and child in second floor nursery
- Lichen on outside trellis
- Includes two stationary figures
- Dimensions: 11" x 11 1/4" x 8 1/2"

(6-24140) \$149.99



Mother walks back and forth to put baby to sleep

OPERATING ACCESSORIES

Drawbridge

Perfect for traversing quaint waterways, the Lionel Drawbridge brings animated fun to your layout. At the touch of a button, the bridge lifts in the air allowing boats or trains to pass underneath. Flashing red lights accent the action.

FEATURES:

- Powerful maintenance-free motor
- Dual flashing warning lights
- Bridge raises and lowers at the touch of a button
- Dimensions: Approx. 4 1/2" x 10" x 2"

(6-14173) \$129.99

LIGHTS FLASH



RAISES
AND
LOWERS

NEW AND
IMPROVED
SOUND

NEW
OPERATING
SPOTLIGHT AND
NAVIGATION
LIGHTS

NEW
EASY-TO-ASSEMBLE
RIGGING



NEW!



36-watt Accessory Transformer
6-32923 (See page 143)

Railroad Tugboats

An important part of a railroad's roster, tugboats were a common sight around almost every harborfront. Often dressed in their railroad's livery, tugboats became waterborne locomotives, hauling carfloats across the harbor. Two new tugboats join the Lionel fleet, sporting the colors of the Pennsylvania Railroad and those of the Santa Fe, featuring lights, smoke and sounds. Each new model also contains some exciting enhancements for 2003. In addition to interior lighting, the tugboats now include illuminated marker lights and an illuminated spotlight. The depth and clarity of the sounds are improved. Along with the authentic whistle are new seaside effects such as seagulls, waves and a foghorn. The mast rigging was redesigned for improved ease of assembly. The water wake base is removable, so these models can be easily displayed on a train room shelf or integrated into a waterfront layout. While four AA batteries (not included) can power the lights and sounds in a display environment, you may choose to purchase a 36-watt Accessory Transformer 6-32923 (see page 143) for an easy way to access all of the features, including smoke, whether as a shelf display or layout accessory.

FEATURES:

- Operating spotlight and navigation lights
- Realistic steam whistle and harbor sounds
- Lighted interior
- Operating smoke unit
- Metal handrails
- Removable painted base with plaque
- Easy-to-install mast rigging
- Dimensions: Approx. 19" x 5" x 11"

(6-24109) Santa Fe \$199.99

(6-24110) Pennsylvania \$199.99

NEW!

OPERATING ACCESSORIES

Lionel Play World® Amusement Park Swing Ride

Continuing in the tradition of Lionel amusement park favorites like the Ferris Wheel and Pirate Ship Ride, 2003 finds another carnival classic on the Lionel midway. The Lionel Amusement Park Swing Ride represents a staple of county fairs, carnivals and amusement parks across the country. Watch in amazement as the ride slowly builds in speed, thrilling its riders as the seats swing further out. Exterior lights and cheerful carnival music highlight this all-new operating accessory.

FEATURES:

- Powerful maintenance-free motor
- Cycle-controlled variable speed
- Exterior lights
- Authentic carnival music
- Colorful, carnival-inspired graphics
- Hand-painted figures
- ON/OFF controls for sound, lights and motion
- Dimensions: Approx. 11" diameter x 12" height

(6-14170) \$199.99

Frank's Hotdog Stand

Nothing beats a good dog. Watch the action going on with this accessory. Frank spends his day selling the best dogs this side of the tracks. Right now you can see him selling his best customer, Jimmy, two of those red hots while Oscar the wiener dog runs crazily around the fire hydrant, in anticipation of his treat.

FEATURES:

- Powerful maintenance-free motor
- Colorful, painted graphics
- Interior lighting
- Dimensions: 8 1/2" x 6 1/2"

(6-14160) \$79.99

NEW!



See the Carnival People Pack on page 135 for a perfect addition to your Lionel Carnival.

**LIGHTS
MUSIC AND
REALISTIC
ACTION**

NEW!



LIGHTS
AND
ROTATES



Ferris Wheel

Towering over the midway, this colorful giant features a rotating wheel illuminated by four bright spotlights and a lighted ticket booth and marquee. The Lionel Ferris Wheel now features a DC jack (wall power pack not included), making this carnival favorite a great animated display piece on or off a layout.

FEATURES:

- Rotating wheel
- Four spotlights illuminate wheel
- Interior lighting in marquee and ticket booth
- Chairs for figures
- Operates with track power, accessory transformer, or via the new DC jack
- Dimensions: 12" x 8" x 20"

(6-14110) \$199.99

Pirate Ship Ride

Inspired by the popular carnival favorite, the realistic rocking Pirate Ship Ride features the excitement and color of the midway. The ship swings back and forth with all of the hair-raising action of the real thrill ride. The Lionel Pirate Ship Ride is perfectly sized to match your other Lionel carnival favorites — the Ferris Wheel and Carousel.

FEATURES:

- Boat swings back and forth
- Ten hand-painted, seated figures
- Dimensions: Approx. 14" x 9" x 12"

(6-14171) \$249.99



Other side of ship



Walking downtown along Main Street, you can't help but feel like you have found the perfect place. A place where friendly neighbors always wave "hello" and shopkeepers ask how the kids are doing. Where is this idyllic place, you ask? Lionelville, of course!

Nestled in the Caruso Valley where the River Joshua meets the J.L. Cowen Seaway, Lionelville is a fun town with fun people. There's Harry and Leo over at Harry's Barber Shop on Manhattan Avenue ready to spiff you up with a nice, new haircut while they wax eloquent on all the day's gossip. There's Sam who runs the famous Lionelville Bandshell, always ready with a smile, and always filled with surprises on the next great group he has booked. There's Barb and Jim taking a leisurely stroll through Memorial Park watching the world go by, and admiring the beautiful simplicity of their town. It's these people, and many more, who make up the little town of Lionelville.


If Lionelville sounds like a great place to you, then you are in luck because over the course of the next decade, Lionelville will come to life right before your eyes. It's already taking shape with the introduction of Harry's Barber Shop and the Lionelville Bandshell, but those are just the beginning. The new Lionelville line of accessories will encompass a whole downtown, created to replicate a 1950's, all-American haven. There will be shops, civic buildings, schools, restaurants, entertainment, recreation, homes, people of all shapes and sizes, and much, much more.

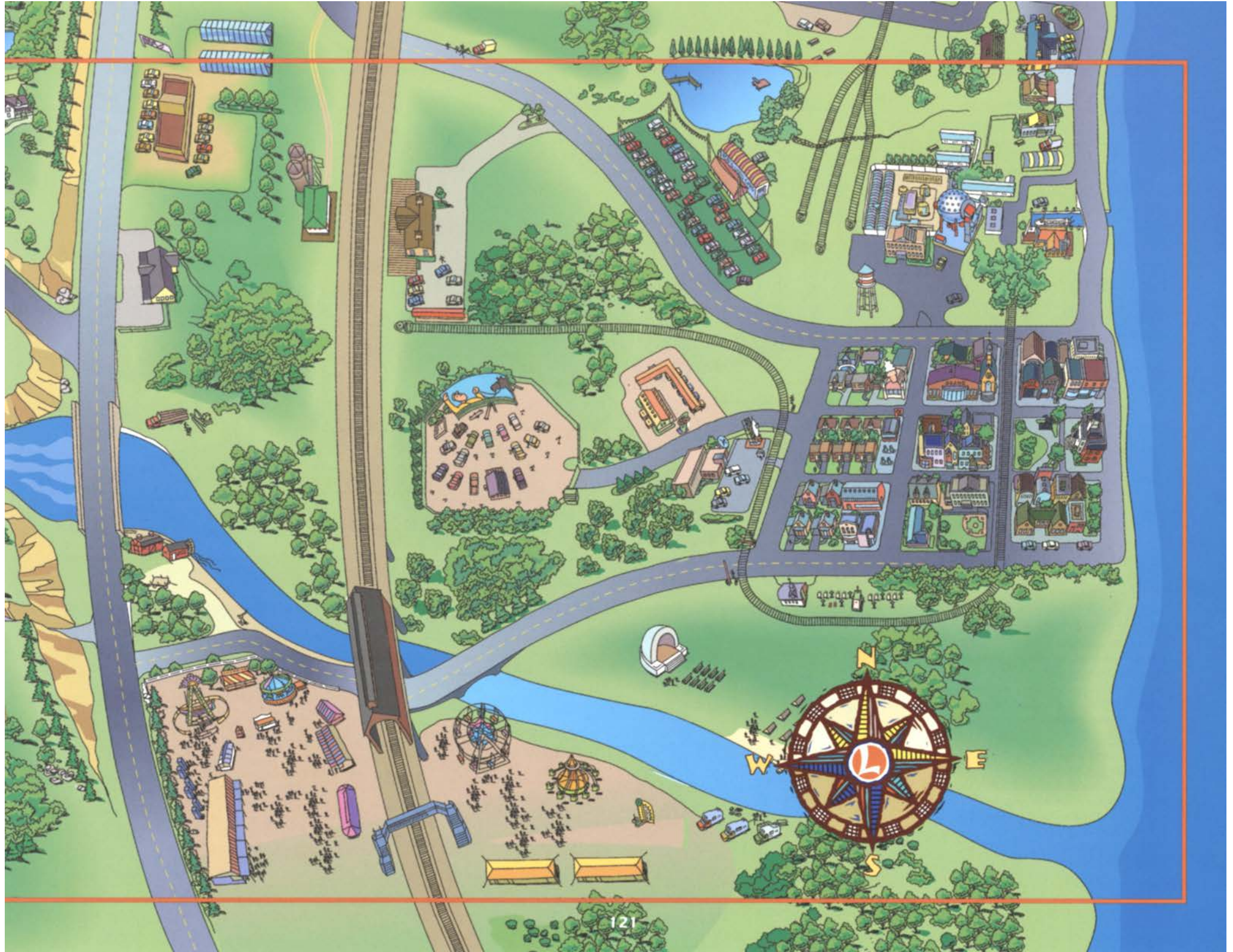
In fact, as you leave the city center to the north, you come across the industrial area that drives the local economy. Steel mills, shipping facilities, coaling stations, warehouses and just about anything you can think of make up this thriving economic district. Travel back to the west and you encounter the gentle, rolling farmlands that provide the town with food. Stop by a farmer's market to get the freshest fruits and vegetables in the county. Be mesmerized by the beautiful barns and farmhouses with their impressive grain silos and work equipment.

Beyond the farms to the west, in the foothills of the Gilbert Mountains, lies a small cottage village where Lionelville's residents come to get away from it all. Waking up on a cold winter morning, they can open the cottage door to view their pristine village laid out before them, shining like a diamond in the valley below, while children skate on the frozen Joshua River, anticipating the arrival of good ol' St. Nick. In warmer times, you will find these same families traveling south of the village to the Lionelville State Park to camp, fish or swim. Or maybe they are over taking in a day of fun and festivity at the Lionelville Amusement Park, and capping off the evening watching a new release at the popular Lionelville Drive-in.

There are lots of places to go, and lots of stories to tell in the town known as Lionelville. And the best part is you will be able to build it on your very own layout. Lionelville will consist of buildings and accessories for every budget. From nicely detailed buildings with interior lights, to highly detailed offerings with full interiors and animations, you will be able to construct Lionelville in your own image, to fit your own budget.

Lionelville – founded in 1900, and thriving in the 1950's, is yours to build, starting now.





OPERATING ACCESSORIES



Lionelville Suburban Homes

Affordable housing helps any town grow. These new Lionelville Houses include interior lighting and modular construction for maximum flexibility on any layout.

Dimensions: Small Suburban House: Approx. 8" x 8" x 5 3/4"
 Additions: Approx. 12 1/4" x 8" x 5 3/4"
 Large Suburban House: Approx. 15 1/2" x 8" x 5 3/4"

(6-34108) Suburban House \$29.99



(6-34109) Large Suburban House I \$34.99



(6-34110) Estate House \$39.99



(6-34112) Fieldstone House \$34.99



(6-34111) Deluxe Fieldstone House \$35.99



(6-34113) Large Suburban House II \$34.99

Lionelville Ford® Auto Dealership

New to the Lionelville series, this detailed operating accessory celebrates the golden age of the American automobile. Plenty of action is packed into the 16" x 11" footprint. Based on the classic auto dealerships of the 1950s, our latest Lionelville addition includes two rotating displays and nostalgic neon lighting effects.

FEATURES:

- Die-cast metal parts
- Two rotating platforms
- Three authentic die-cast metal Ford automobiles
- Authentically detailed interior
- Interior and exterior lighting including neon signs
- Twelve hand-painted figures
- Removable roof
- Dimensions: Approx. 16" x 11 1/2" x 6 3/4"

(6-24113) \$399.99



NEW!



Harry's Barber Shop

From the checkerboard tiled floor to the ceiling fans and pressed tin ceiling, Harry put a lot of time and effort into making his shop the best in the county. Always busy, Harry and Leo, his young protégé working the second chair, know all of the popular styles from the flat top to the Ivy League. They've already got customers waiting patiently, including an anxious little whippersnapper, while they finish up a couple of the local gentry. They work fast, too. Watch them as they move back and forth putting the finishing snips on a great haircut. Outside, the glow of the spinning barber pole puts a smile on the face of every passerby in downtown Lionelville.

FEATURES:

- First offering in the all-new Lionelville accessory series
- Detailed interior with animated barbers, overhead lighting, sinks and wall mirror
- Lighted, operating barber pole
- Premium decoration on inside and outside
- Convenient size makes it simple to fit on any layout
- Sidewalk base is removable for layouts with existing roads and sidewalks
- Seven detailed figures (two animated barbers, two customers in chair, three customers waiting)
- Removable roof with skylight, ceiling fans and pressed tin styled ceiling
- Gutter, downspout and door details on back side of building
- Dimensions:
7" x 7 3/4" x 5 1/2" (on removable base)
5" x 6 1/4" x 5 1/2" (with base removed)

(6-14168) \$149.95



Lionelville Bandshell

Just over the hill, around the river's bend, nestled in a park on the edge of town, stands the Lionelville Bandshell. Each concert draws a crowd of folks who come out to show their appreciation, enjoy the evening, reminisce and hear the band play on in a relaxed outdoor atmosphere. Play your favorite music or old-time radio program in the concealed tape player and let your layout come to life with instrumentals, plays or broadcasts of your choice. The Lionelville Bandshell includes a conductor, five band members, six townspeople and four park benches. Soft illumination from inside highlights the events. A cassette tape player is concealed under the stage floor. Play, forward, rewind and stop controls are cleverly integrated in the front steps. The speaker is hidden inside the bandshell. An auxiliary speaker jack is provided, allowing additional output to an external speaker (not included). Power, external audio and volume controls are easily accessible on the side panel. Power can be supplied through track, accessory transformer, auxiliary power pack (not included), or two AA batteries (not included).

FEATURES:

- Six band members
- Six audience members
- Four durable park benches for audience members
- Fully functional tape deck with play, stop, rewind, fast forward and auto stop
- Auxiliary speaker jack
- Operates with track power, accessory transformer (see page 123), DC jack for wall power pack (not included) or two AA batteries (not included)
- Stage inspired illumination
- Dimensions:
Approx. 8 3/4" x 10 1/2" x 6 1/2"

(6-14164) \$199.95



Tape player hidden beneath floor

See the People Packs on page 135

AMC/ARC Gantry Crane and Log Loader

The all-new AMC/ARC Gantry Crane and AMC/ARC Log Loader take two of the most sophisticated TrainMaster Command Control components and incorporate them into two classic Lionel operating accessories. While both accessories feature traditional controller operations in the conventional environment, the ARC/AMC components are pre-installed into each accessory for simple set-up and operation with TrainMaster Command Control.

In the Command Control environment, you get with variable speed and fine control of every action using your CAB-1 Remote Controller (sold separately, see page 138). With the built-in AMC, you are able to rotate the cab and lower the magnet on the Gantry Crane, or you can start the conveyor, adjust the lights, and operate the dumping mechanism on the Log Loader. The ARC allows you to record and play back entire animated sequences you create with the Gantry Crane or Log Loader accessories. For more on the exciting world of TrainMaster Command Control system, see page 136.

GANTRY CRANE FEATURES:

- TrainMaster Command Control system required for operation with the CAB-1 Remote Controller (Not included)
- Built-in ARC and AMC
- Rotate the cab, operate the magnet, and raise and lower winch with variable speed and fine control using your CAB-1 Remote Controller
- Record entire animated sequences and play them back over and over with your CAB-1 Remote Controller
- Die-cast metal platform
- Remote controller
- Dimensions: 13" x 5" x 5 1/8"

LOG LOADER FEATURES:

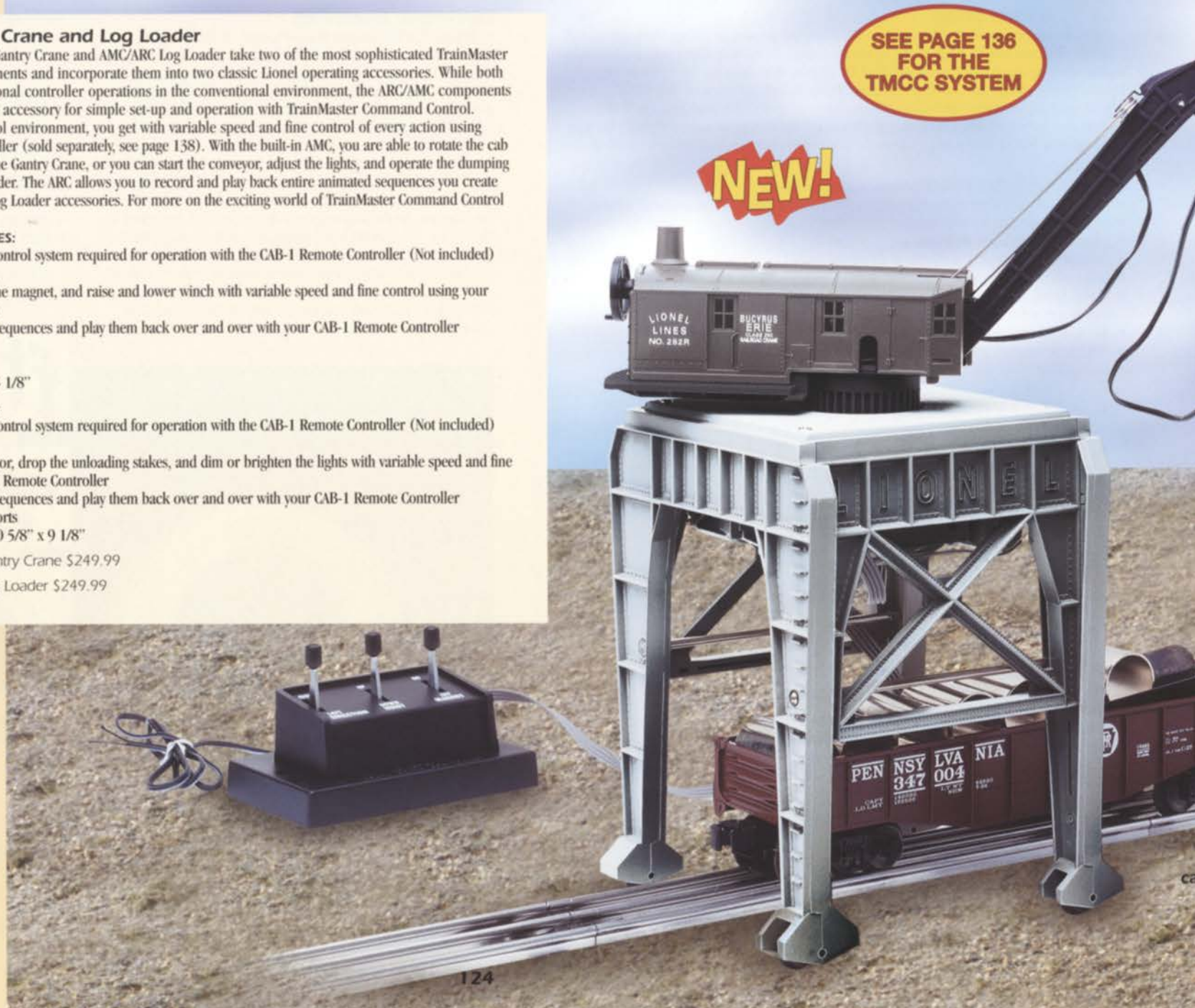
- TrainMaster Command Control system required for operation with the CAB-1 Remote Controller (Not included)
- Built-in ARC and AMC
- Operate the chain conveyor, drop the unloading stakes, and dim or brighten the lights with variable speed and fine control using your CAB-1 Remote Controller
- Record entire animated sequences and play them back over and over with your CAB-1 Remote Controller
- Die-cast metal roof supports
- Dimensions: 10 7/8" x 10 5/8" x 9 1/8"

[6-24114] ARC/AMC Gantry Crane \$249.99

[6-24115] ARC/AMC Log Loader \$249.99

SEE PAGE 136
FOR THE
TMCC SYSTEM

NEW!



NEW!



Concept models shown

not included

#128 Illuminated Station and Terrace

"The most modern architectural design for railroad stations was used by Lionel in creation of this new model," declared the 1931 Lionel catalog. That model was the #128 Illuminated Station and Terrace. In the tradition of the #840 Industrial Power Station, this new Prewar reissue faithfully honors the detail and timeless tinplate design of the original. The station and terrace may be used together or individually, providing two classic tinplate accessories in one package. Each piece features unique lighting effects. Our new #128 Illuminated Station and Terrace is offered in two versions, both prized by collectors, referred to as "early" and "late".

FEATURES:


- Station is removable from terrace
- Tinplate metal construction
- Lighted station interior with two exterior lamps
- Terrace includes six illuminated lampposts and an American flag
- Dimensions: Terrace: 31 1/2" x 18" x 16"
Station: 13 3/4" x 9 1/4" x 9"

6-34114) Late Station and Terrace with red trim details \$499.99



NEW!

[6-34117] Early Station and Terrace with green trim details \$499.99



NEW!

Concept model shown

Swing Bridge

The swing bridge is a common sight on rivers and industrial canals across America. In the spirit of the 213 Lift Bridge, the all-new Lionel Swing Bridge keeps traffic on your O gauge river and rail systems running smoothly. At the press of a lever, the entire bridge span pivots at its mid-point, allowing boat traffic to pass below. Press the lever again and watch the bridge swing the rails back in line so that the awaiting fast freight train can barrel across the river. Twelve navigation lights below the bridge warn vessels passing below of the bridge's position.

FEATURES:

- Powerful maintenance-free motor
- 12 flashing navigation lights
- Bridge swings at the press of a lever
- Mvwtal span
- Dimensions: 40" x 6 1/2" x 13"

(6-24111) \$399.99



Smooth motorized operation

Concept model shown



Swing bridge in open position

Concept model shown



MAINLINE TRACKSIDE ACCESSORIES

Mainline Die-Cast Metal Accessories


With tough die-cast metal construction, these accessories all feature prototypical styling and function. Mainline Die-Cast Metal Accessories are easy to set up, and the perfect way to add some realistic action to any layout.



Die-cast Metal Girder Bridges

- Dimensions: 10" length

(6-14137) Generic Black \$24.99
 (6-14175) Santa Fe \$24.99
 (6-14176) Norfolk Southern \$24.99



153IR Controller

- Infrared sensors detect passing trains and activate connected accessories
- Time delay adjustment knob (from 0 to 5 seconds)
- Dimensions: 5" x 4 1/2" x 3 1/2"

(6-14111) \$29.99



Mainline Gooseneck Lamps

- Brilliant illumination
- Turn-of-the-century styling
- Set of 2
- Dimensions: 7"

(6-14119) \$29.99

Old Style Clock Tower

- Working clock with replaceable battery included
- Turn-of-the-century styling
- Dimensions: 4"


(6-14147) \$39.99



Mainline Color Position Signal

- Lights change from red to green when triggered by the train
- Yellow signal with adjustable duration
- 153C Contactor included
- Dimensions: 6 3/4" x 1 3/4" x 11/16"

(6-24101) \$59.99



Mainline Cantilever Signal

- Lights change from green to red when trains pass through its block
- 153C Contactor included
- Dimensions: 7" x 2" x 6"

(6-22931) \$59.99

Mainline Automatic Operating Semaphore

- Blade activates and remains in position when trains enter its block
- Illuminated marker jewels
- 153C Contactor included
- Dimensions: 9 1/8" x 1 3/4" x 1"

(6-22944) \$49.99

Mainline Block Target Signal

- Lights change from green to red when trains move through its block
- Lights automatically reset to green when block clears
- 153C Contactor included
- Dimensions: 4 3/4" x 1 3/4" x 1"

(6-14099) \$49.99

Mainline Dwarf Signal


- Lights change from green to red when trains move through its block
- Lights automatically reset to green when block clears
- 153C Contactor included
- Dimensions: 3/4" x 3/4" x 1 3/4"

(6-14151) \$39.99

Mainline Walkout Cantilever Signal

- Overhead flasher
- Lighted signal
- Signals activate as train passes by
- 153C Contactor included
- Also works with insulated track section (sold separately)
- Dimensions: 5 3/4" x 2" x 6 3/4"

(6-22934) \$59.99



Mainline Auto Crossing Gates

- Red flashing signal
- Gate drops when train passes by
- Set of 2
- 153C Contactor included
- Also works with insulated track section (sold separately)
- Dimensions: 4" x 1" x 4 1/2"

(6-14098) \$79.99

TRADITIONAL TRACKSIDE ACCESSORIES

Crossing Gates, Signals and Bridges

There is no better way to add fun and excitement to your layout than with realistic Lionel railroad accessories. From signals to trestles, and bridges to tunnels, there is something for everyone. Run your favorite Lionel locomotives in style with these fun, sturdy accessories.

Lighted Lockon

- Clip this Lockon to the track, and the green light lets you know when you have track power.

(6-14112) \$4.99



#148 Dwarf Signal

- Lights change from green to red when train occupies its block
- Automatically resets to green when train clears its block
- 153C Contactor included
- Dimensions: 1 3/4" x 1 3/4" x 2"

(6-12883) \$19.99



Single Signal Bridge

- Lights change from green to red to warn approaching trains of occupied blocks ahead
- 153C Contactor included
- Dimensions: 3 1/4" x 4 1/2" x 7 3/4"

(6-14093) \$49.99



Double Signal Bridge

- Spans two tracks
- Lights change from green to red to warn approaching trains of occupied blocks ahead
- 153C Contactor included
- Dimensions: 3 1/4" x 10 1/4" x 7 3/4"

(6-14094) \$59.99



Auto Crossing Gate

- Gate drops when train passes by
- 153C Contactor included
- Also works with insulated track section (sold separately)
- Dimensions: 9 1/2" gate length

(6-12714) \$34.99

Auto Crossing Gate and Signal

- Gate drops and lights illuminate when train passes by
- 153C Contactor included
- Also works with insulated track section (sold separately)
- Dimensions: 7 3/4" x 8 3/4" x 9 1/2"

(6-62162) \$49.99



Scale-sized Banjo Signal

- Passing trains activate "banjo" mechanism
- Also works with insulated track section (sold separately)
- 153C contactor included
- Dimensions: Approx. 1 1/2" x 1" x 4"

(6-14149) \$39.99

#154 Railroad Crossing Flasher

- Red lights flash when train passes by
- 153C Contactor included
- Also works with insulated track section (sold separately)
- Dimensions: 9" height

(6-12888) \$39.99

Banjo Signal

- Passing trains activate "banjo" mechanism
- Also works with insulated track section (sold separately)
- 153C Contactor included
- Dimensions: 7 3/4" height

(6-14090) \$44.99

NEW!

LIGHTED INTERIOR




Covered Bridge

A common sight on rural mainlines, covered bridges often took their share of wear and tear from the elements. Approximately two feet in length, the all-new Lionel Covered Bridge is designed to accommodate O-27 gauge, O gauge, and PasTrack track sections.

FEATURES:

- Metal base
- Lighted interior
- Dimensions: 24 1/16" x 7 3/4" x 8"

(6-24117) \$49.99



Rock Piers

- Classic Postwar styling
- Set of 2
- Dimensions: 7" x 5" x 3"

(6-12744) \$9.99

Elevated Trestle Set

- Create realistic raised-grade sections
- Set of 10
- Dimensions: 4 3/4" height

(6-12755) \$19.99

Graduated Trestle Set

- Incremental height grading
- Set of 22
- Dimensions: 4 3/4" height (tallest trestle)

(6-12754) \$19.99

Tunnel Portals

- Portals with raised Lionel lettering
- Classic Postwar styling
- Set of 2
- Dimensions: 7" x 8 1/2"

(6-12896) \$9.99



Truss Bridge with Flasher and Piers

- Metal base
- Flashing top-mounted beacon
- Rock piers included
- Dimensions: 26 1/8" x 7 1/2" x 12 1/2"

(6-12772) \$44.99

Arch Under Bridge

- Installs easily between Lionel elevated trestle piers
- Integrates easily into your own layout design
- Dimensions: 19 1/4" x 3 5/8" x 4 7/8"

(6-12770) \$19.99

Girder Bridge

- Girders with raised Lionel lettering
- Metal base
- Dimensions: 10" length

(6-12730) \$9.99

Short Extension Bridge

- Scaled for use with a single section of Lionel O-27 track
- Dimensions: 10" x 4 1/4" x 6 5/8"

(6-62716) \$9.99

TRADITIONAL TRACKSIDE ACCESSORIES

Lighting & Layout Supplies

Brighten up your layout with an exciting array of Lionel lights and beacons. Whether you are recreating downtown Lionelville, or your very own train yard, Lionel has lights for all of your needs.



Rotary Aircraft Beacon

- Metal construction
- Vibrotor motor rotates beacon light
- Red and green lighting
- Dimensions: 5" x 5" x 12"

(6-14097) \$49.99



Floodlight Tower

- Illumination from eight elevated bulbs
- New tilting head
- Dimensions: 12" height

(6-14092) \$34.99



#65 Yard Lights

- Illumination from two elevated bulbs
- Set of three
- Dimensions: 6 1/4" height

(6-12927) \$14.99



#70 Yard Lights

- Die-cast metal light housing
- Metal center post
- Set of three
- Dimensions: 4 1/2" height


(6-14071) \$29.99



#64 Globe Street Lamps

- Interior illumination
- Set of three
- Dimensions: 5 7/8" height

(6-12926) \$14.99



#72 Highway Lights

- Brilliant illumination
- Set of four
- Dimensions: 6"

(6-12804) \$14.99



Railroad Signs

- Set of 14 assorted signs

(6-62180) \$5.99



Construction Zone Signs

- Realistic, printed construction graphics
- Set of six
- Dimensions: 2 1/4" height

(6-32902) \$6.99



Highway Barrels

- Painted orange with silver reflective tape
- Set of six
- Dimensions: 1" height

(6-32922) \$6.99



Barrel Pack

- Real wood construction
- Set of six
- Dimensions: 1 1/8" height

(6-12745) \$4.99



Double Floodlight Tower

- Illumination from 16 elevated bulbs
- Tilting head
- Dimensions: 15" height

(6-24103) \$49.99



(6-24122) Lionelville People Pack \$19.99



(6-24123) Passenger Station People Pack \$19.99




(6-24124) Carnival People Pack \$19.99

Lionelville People Packs

Now you can populate your favorite Lionel operating accessories with Lionelville People Packs. The detailed, hand-painted figures are made of tough pewter, standing on sturdy bases. They are available in three themes for creating a passenger station, carnival or a typical street.

FEATURES:

- Hand-painted pewter
- Average height: 1 1/4"



Telephone Poles

- Set of ten
- Dimensions: 7" height

(6-62181) \$5.99



Classic Billboard Set

- Easy assembly
- Five different railroad billboard inserts
- Set of three billboard stands
- Dimensions: 5 3/4" x 7/8" x 3 1/4"

(6-14121) \$7.99



Blinking Light Billboard

- Light blinks on and off
- Railroad billboard art
- Dimensions: 5 3/4" x 7/8" x 4 1/2"

(6-14100) \$19.99



Vehicle Grade Crossings

- Track fits in molded grooves
- Set of two
- Dimensions: 3 1/4" x 7"

(6-12839) \$4.99



Railroad Bumpers

- Easily snaps into place between outside rails of O and O-27 track
- Set of three
- Dimensions: 3" x 1 1/2" x 1 1/2"

(6-12717) \$4.99



Die-cast Metal Bumpers

- Die-cast metal construction
- Illuminated red lights
- Easily snaps into place between outside rails of O and O-27 track
- Set of two
- Dimensions: 3" x 1 7/8" x 2"

(6-62283) \$19.99



#260 Illuminated Bumpers

- Easily snaps between outside rails of O and O-27 track
- Illuminated red lights
- Set of two
- Dimensions: 3" x 1 1/2" x 1 1/2"

(6-12715) \$8.99



Coal Bag

- Safe, simulated coal
- Perfect addition as loads for hoppers, gondolas and coal dump cars
- Approx. 4 oz.

(6-12732) \$3.99



Coal Tipple Coal Pack

- Made specifically for use with the Lionel Coal Tipple, this coal pack features large simulated coal with enough to fill an entire Lionel Bathtub Gondola! Perfect for any coaling operation, this coal is required for use with the Lionel Coal Tipple accessory.
- Approx. 24 oz.

(6-24148) \$9.99

The World of TMCC

Welcome to the wonderful world of Lionel TrainMaster Command Control where you take charge of your layout like never before. From the simple-to-use, hand-held CAB-1 Remote controller, you can run your trains, throw switches, and operate accessories at the touch of a button. TrainMaster Command Control (TMCC) gives you the freedom and control to walk around and explore your layout in ways that stationary transformers cannot. What's more, TMCC gives you all the extra benefits of the legendary Lionel RailSounds sound system, like synchronized chuff sounds on steam locomotives and realistic shut-down sounds on diesels.

You may have already heard about the TMCC system and worried that it would be too difficult to set up and operate. We understand. You just want to enjoy your trains. Our engineers feel the same way, so they made TMCC very simple to use. You only need to connect one extra wire to your track. That's it. That wire goes to a box called the Command Base. The Command Base plugs into a wall outlet. Now you are ready to take a CAB-1 controller and start playing. If you can do that, you have set up all the components you will ever need to run an engine equipped with the TrainMaster Command Control system. It is truly that simple.

Of course, there is a lot more that you can do with the TMCC system once you get comfortable with it. Take a look at the TrainMaster World illustration on this page to see all of the wonderful things you can do with the full array of TMCC products available. Each TMCC accessory is fun and easy to install. All of the individual products that make up the TrainMaster line are shown on pages 138 to 141. When you are ready, they'll be there waiting for you. In the meantime, take control of your layout with TrainMaster Command Control and take your railroad into the 21st Century!

TRAINmaster
C · O · M · M · A · N · D





Create multiple unit lash-ups!

Just like the real railroads, you can operate multiple Command-equipped locomotives in a "lash-up." This advanced operation is easily accomplished using your CAB-1 (6-12868) and Command Base (6-12911).



Run any O gauge locomotive!

Operate any AC-powered O gauge locomotive ever produced! Lionel locomotives from the Postwar period, modern train set locomotives, locomotives from any manufacturer—they are all under your control with the CAB-1 (6-12868) and a 135 PowerMaster (6-12867) or a Track Power Controller (6-14179 or 6-14189)!



Operate motorized accessories with prototypical speed and direction!

Operate any motorized accessory with prototypical direction and speed control! With the Accessory Motor Controller (6-14183), your accessories will mimic every command from your CAB-1 (6-12868).



Throw switches and activate accessories at the press of a button!

Switches, routes, and accessories are at your command! You're in control from anywhere around your layout. Check out the Accessory Switch Controller (6-14182) or the SC-2 Switch and Accessory Controller (6-22980).



Activate your Remote-Control Track sections!

Uncouple your rolling stock and operate the power rails on your Remote-Control Track sections using your CAB-1. The Operating Track Controller (6-14185) provides remote control operation of these track sections.



Release your locomotive's ElectroCouplers!

Release your Command-equipped locomotive's ElectroCouplers as you switch your cars on a siding. No Remote-Control Track sections are needed.




Direct track power from several sources to control your conventional locomotives!

Control multiple conventional locomotives. Use the Block Power Controller (6-14184) to channel power from your power supplies to the appropriate section of track.



Unlock the extra features of your locomotive!

Access the extra features of your Command-equipped locomotives. CrewTalk communication, TowerCom announcements, and other special sounds are activated with the CAB-1.



Fine-tune the accessory voltage!

Brighten or dim your lamps for dramatic effects or fine-tune the speed of your accessory's motors. The Accessory Voltage Controller (6-14186) allows you to make these adjustments with your CAB-1.

TRAINMASTER COMMAND CONTROL

TRAINMASTER SYSTEM COMPONENTS

Now that you are ready to begin your venture into the world of TMCC, use this guide to help you determine what components you'll need to get started.

TO ENTER THE WORLD OF TMCC, BEGIN WITH THE BASIC BUILDING BLOCKS



TMCC CAB-1 Remote Controller

This wireless, walk-around remote controller gives you complete command at your fingertips. Operate your trains, throw switches, fire up accessories all at the touch of a button.

(6-12868) \$64.99



TMCC Command Base

The TMCC Command Base receives digital signals from your CAB-1 Remote Controller and relays the commands across your layout. Only one is required for each layout – no matter how big or how many power blocks you have.

(6-12911) \$64.99

DIRECT TRACK POWER FROM SEVERAL SOURCES TO CONTROL YOUR CONVENTIONAL LOCOMOTIVES!



TMCC Block Power Controller (BPC)

Manage the power in your blocks from the CAB-1 Remote Controller. The BPC:

- Routes power from any TMCC TPC to any block of track
- Eliminates the need for multiple 135 PowerMasters or TPCs on each block of track
- Enhances conventional operation by connecting multiple blocks to one TPC allowing for travel across blocks without regard matching the voltage between them
- Is programmable to channel power from four TPCs to two blocks OR from two TPCs to four blocks

(6-14184) \$79.99

THROW SWITCHES AND ACTIVATE ACCESSORIES AT THE PRESS OF A BUTTON!



GOOD

TMCC Accessory Switch Controller (ASC)

To operate switches or activate accessories from the CAB-1 Remote, the ASC features:

- Programmable to control up to eight accessories OR four switches
- Control up to 10 programmed routes in switch mode
- Toggles accessories ON and OFF
- Controls switches from several manufacturers
- Connects to the TMCC Command Base

(6-14182) \$79.99



BETTER

TMCC SC-2 Switch Controller

For more flexibility in controlling switches and accessories, the SC-2 is the perfect choice. It features:

- Programmable to control four switches AND four accessories together OR six switches OR 12 accessories
- Control up to 9 programmed routes
- Toggles accessories ON and OFF
- Controls switches from several manufacturers
- Power supply included
- Communicates with the TMCC Command Base without the need for wires

(6-22980) \$89.99

OPERATE MOTORIZED ACCESSORIES WITH PROTOTYPICAL SPEED AND DIRECTION!



TMCC Accessory Motor Controller (AMC)

The AMC gives you control over your accessories like never before. When used in conjunction with lights, the AMC allows you to control bulb brightness from the CAB-1 Remote. When used in conjunction with your accessory's motors, the AMC gives you control over operation; spinning the cab on a gantry crane with the red knob, or raising and lowering the boom with the CAB-1 buttons, for instance. The AMC features:

- Precise motor and/or light control
- Operation of accessory speed, direction or function from the CAB-1
- Two modes allow you to take fine control of accessory motor functions (e.g. gantry crane cab rotates as you rotate CAB-1 knob in whichever direction you are turning) OR accessory operates in its normal way as long as you give it the command to operate
- Programmable accessory motor speed or light intensity
- Operates up to four motors or up to four lights

(6-14183) \$89.99

SEE THE ARC/AMC EQUIPPED ACCESSORIES ON PG 124

**RUN ANY
O GAUGE
LOCOMOTIVE
EVER MADE!**



GOOD

TMCC 135 PowerMaster

Interested in running non-TMCC locomotives remotely? The TMCC PowerMaster can:

- Control non-TMCC locomotives from the CAB-1 Remote Controller
- Vary track voltage
- Change locomotive direction, vary speed, operate whistle and bell
- Regulates up to 135 watts of power

(6-12867) \$64.99

Power supply not included



BETTER

TMCC Track Power Controller (TPC) 300

The TPC 300 combines the features of the 135

- PowerMaster plus:
- Operates M.T.H.® Proto-Sound® 2.0 locomotives in conventional mode
 - Improved operation at low speeds
 - Regulates up to 300 watts of power

(6-14189) \$129.99

Power supply not included



BEST

TMCC Track Power Controller (TPC) 400

The TPC 400 combines the features of the TPC 300 plus:

- Regulates up to 400 watts of power

(6-14179) \$179.99

Power supply not included

**ACTIVATE
YOUR
REMOTE-
CONTROL
TRACK
SECTIONS!**



TMCC Operating Track Controller (OTC)

Want to remove all of the hard-wired Operating Track activation buttons on your layout? The OTC:

- Operates Remote-Control and Uncoupling Track sections from the CAB-1 Remote Controller
- Uncouples, unloads or activates operating rolling stock from the touch of a button on the CAB-1 Remote
- Is programmable to operate two Remote-Control Track sections OR four Uncoupling Track sections

(6-14185) \$69.99

**MAKE RECORDINGS
OF YOUR FAVORITE
LAYOUT SCENARIOS
AND PLAY THEM
OVER AGAIN AND
AGAIN!**



TMCC Action Recorder Controller (ARC)

Make recordings of your favorite layout scenarios, and watch your trains and accessories magically retrace your steps at the touch of a button! The ARC features:

- Record layout scenarios using your trains and accessories, and play them back with the touch of a button on the CAB-1 Remote
- Make and save up to eight recordings

(6-14181) \$89.99

**FINE-TUNE
THE
ACCESSORY
VOLTAGE!**



TMCC Accessory Voltage Controller (AVC)

Extend the life of your favorite accessories by fine-tuning the voltage they receive. From the CAB-1 Remote, you can set the voltage your hooked-in accessories receive from their power source. The AVC features:

- Remote-control voltage setting
- Infinite programmable voltage range

(6-14186) \$129.99

**SEE THE
ARC/AMC
EQUIPPED
ACCESSORIES
ON PG 124**

TRAINmaster
C · O · M · M · A · N · D

TRAINMASTER COMMAND CONTROL

**GREAT
VALUE!**



TrainMaster Command Set

Here is everything you need to get started with TrainMaster Command Control. The CAB-1 Remote Controller (6-12868) allows you to walk around your layout while controlling all of your TrainMaster Command Control equipped locomotives and accessories. The TMCC Command Base (6-12911) receives the signals from the CAB-1 and sends your commands across your layout. Only one Command Base is needed per layout, regardless of the number of track power blocks you are controlling. It is the perfect way to start enjoying the benefits of the revolutionary Lionel TrainMaster Command Control system. *(Power supply not included.)*

(6-12969) \$129.99

TO RUN NON-COMMAND LOCOMOTIVES REMOTELY, ADD A TMCC POWERMASTER, TPC 300, OR TPC 400.

TMCC BUYER'S GUIDE

OPERATING CONVENTIONAL LOCOMOTIVES ONLY

Operating conventional locomotives from your CAB-1 Remote Controller is very simple. Forget about rewiring your trains or spending the day making track connections—installing TrainMaster Command Control is much easier than that!

WHAT YOU NEED

You need these three basic components, available from your Authorized Lionel Dealer:

- Choose one: PowerHouse Power Supply (6-12866) OR another 18-volt transformer with a Power Adapter Cable (6-12893)
- Choose one: PowerMaster (6-12867), TMCC Track Power Controller 300 (6-14189), OR TMCC Track Power Controller 400 (6-14179)
- CAB-1 Remote Controller (6-12868)

OPERATING BOTH CONVENTIONAL AND COMMAND-EQUIPPED LOCOMOTIVES

Want to operate both conventional and Command-equipped locomotives? No problem! While they can't share the same block of track at the same time, both types of locomotives can operate on your layout.

WHAT YOU NEED

- Choose one: PowerHouse Power Supply (6-12866) OR another 18-volt transformer with a Power Adapter Cable (6-12893)
- Choose one: PowerMaster (6-12867), TMCC Track Power Controller 300 (6-14189), OR TMCC Track Power Controller 400 (6-14179)
- Command Base (6-12911)
- CAB-1 Remote Controller (6-12868)

OPERATING ONLY TRAINMASTER COMMAND CONTROL-EQUIPPED LOCOMOTIVES

Operating only Command-equipped locomotives is very simple. With a Command Base and a standard transformer or a PowerHouse Power Supply, you are ready to take control!

WHAT YOU NEED

Choose one: PowerHouse Power Supply (6-12866) and a TMCC Direct Lockon (6-14178) OR an 18-volt power supply (we recommend the famous Lionel ZW transformer controller)

- Command Base (6-12911)
- CAB-1 Remote Controller (6-12868)

CONTROLLING THE ENTIRE LAYOUT—SWITCHES, ACCESSORIES, AND ROUTES—FROM THE CAB-1 REMOTE

- SC-2 Switch and Accessory Controller (6-22980)
Controls up to twelve accessories or six switches with nine routes.
- Accessory Switch Controller (6-14182)
Controls up to eight accessories or four switches with ten routes.
- Operating Track Controller (6-147185)
Eliminates the individual Remote-Control Track controllers and control buttons.
- Block Power Controller (6-14184)
Acts like a rotary switch to allow you to route power from any PowerMaster or Track Power Controller to your blocks of track.



Power Adapter Cable

The Power Adapter Cable connects your transformer to the PowerMaster for operating TMCC and non-TMCC equipped locomotives.

(6-12893) \$7.99



Command Base Cable

The Command Base Cable connects the TMCC controllers to the TrainMaster Command Base.

(6-14191) 6 ft. \$9.49
(6-14195) 20 ft. \$11.99



TMCC Direct Lockon

Connect your PowerHouse Power Supply directly to the track with the TMCC Direct Lockon. Featuring a selectable current setting (for the 135-Watt or 180-Watt PowerHouses), the Direct Lockon eliminates the need for a PowerMaster if you run only TMCC-equipped locomotives. For added safety, the Direct Lockon provides over-current protection and an automatic reset.

(6-14178) \$39.99



3-Wire Command Base Cable

The 3-Wire Command Base Cable connects the TMCC ARC to the TrainMaster Command Base.

(6-14192) \$10.49

USE COMMAND BASE CABLE 6-14191 OR 6-14195 FOR LAYOUTS THAT DO NOT INCLUDE A TMCC ARC.



Controller to Controller Cable

The Controller to Controller Cable connects the TMCC controllers together.

(6-14193) 1 ft. \$3.49
(6-14196) 6 ft. \$5.99
(6-14197) 20 ft. \$8.99



TMCC TPC Cable Set

The TMCC TPC Cable Set connects parallel PowerHouse transformers to the TPC 300/400. The set also includes adapter plugs to wire your transformer to the TPC 300/400.

(6-14194) \$11.99




How-To Video

Learn everything you need to know about setting up a TrainMaster Command Control system that fits your needs and budget with this easy-to-follow video. Using the core TMCC components and adding our new products, we'll show how to make the most out of your Lionel train experience.

(6-14187) \$14.99



TRAINmaster
C·O·M·M·A·N·D



ZW and PowerHouse Power Supply Set

There's only one ZW. No single product has come to symbolize the legend of Lionel more than the Lionel ZW. Molded to original dimensions in classic phenolic resin, the ZW can run up to four trains at the same time on different layouts, plus accessories. The two engineer-type handles provide independent control of two variable voltage circuits, each with built-in whistle, direction, and bell controls. Two additional accessory circuits can be set by means of dial-type controls to any desired voltage. Or if you prefer, you can control all four outputs with a single handle!

The ZW controller can be powered by any combination of one to four 135-Watt or 180-Watt Lionel PowerHouse Power Supplies. And if you use the TrainMaster Command Control system, you can adjust each output using your walk-around remote control up to the level pre-set by its corresponding ZW handle. (It's a great way to help less-experienced railroaders keep your trains under control while enjoying the thrill of independent remote-controlled operation.)

Offered with two 180-Watt PowerHouse power supplies, this ZW package provides the power and control you dream of for your vintage or state-of-the-art Lionel locomotives and accessories.

(6-32930) \$399.99





ZW Amp/Volt Meter

The Amp/Volt Meter for ZW controllers allows you to monitor the output of all four ZW channels with a digital LED display. Give each channel the exact power you want by watching the readings increase or decrease as you move your ZW handles. Simple to install, the Amp/Volt meter fits conveniently on the top of your ZW controller for easy monitoring.

(6-14002) For new ZWs (1999 through present) \$124.99
 (6-14077) For old ZWs (pre-1969) \$124.99



40 Watt Power and Control System

- Standard power and control system
- Includes one controller and one power supply
- 40 watt variable AC output

(6-12885) \$49.99



180-Watt PowerHouse Power Supply

Power your railroad empire with an advanced 180-Watt PowerHouse Power Supply. UL® - listed for safe operation, this mighty power supply is perfect for your TMCC Track Power Controller or Direct Lockon.

(6-22983) \$89.99



135-Watt PowerHouse Power Supply

The 135-Watt PowerHouse Power Supply is ready for duty on your layout. Featuring an on/off switch for added safety, this powerful transformer is designed for use with the TMCC Track Power Controller, Direct Lockon, or PowerMaster.

(6-12866) \$69.99



PERFECT FOR ACCESSORIES

36-Watt Accessory Transformer

Power your Lionel accessories with the 36-Watt Accessory Transformer. This affordable power supply features variable AC voltage so you can supply the right amount of power to your accessories.

(6-32923) \$29.99

NEW!



ADJUSTABLE ACCESSORY OUTPUT

CW-80 80-Watt Transformer

Enjoy operating your favorite locomotives, train sets and accessories with the all-new CW-80 80-Watt transformer. From the handsomely designed controller, reminiscent of the famous Lionel ZW, control speed and power by raising and lowering the engineer handle. Operate your favorite features with the bell, whistle/horn and direction buttons. On the rear of the unit, you will find a 0-18 volt variable AC output, as well as a variable, programmable AC output for accessory operation. Simply set the accessory voltage to your desired output, and your accessory operates at that output until you turn the unit off - even when you stop the train! Perfect for train sets and small- to medium-sized layouts, the CW-80 provides the power you need to enjoy all your Lionel favorites.

(6-14198) \$99.99

FasTrack

Lionel model train products have provided the building blocks for model railroads for over 100 years. The foundation of any layout is the track on which it is built, and no one has sold more track in that time than Lionel. But now, there is something new, a track system for the next 100 years. New for 2003, Lionel is proud to introduce its latest innovation for starters and pros alike, the realistic, versatile, and fun FasTrack track system.

At first glance, you will notice immediate differences: realistic, ballasted track bed, properly sized and spaced track ties and fixed pins. Beyond the cosmetics, however, lie careful design features ensuring years of reliable performance.

THESE FEATURES INCLUDE:

- Easy snap-together locking mechanism for sure connections.
- Patented center half-pin that allows for track orientation in either direction without the need for moving pins from end to the next.
- Two outside rails bonded together for optimal electrical continuity.
- Two terminals under each piece of straight and one terminal under each curve track for power and/or accessory connections — no Lockons required!
- Curves are O-36 to give locomotives a more realistic appearance around corners. The larger radius also allows for the running of larger locomotives than is possible on O-27 or O-31.

In addition to these great design features, FasTrack is also perfect for running on any surface — including carpets — because of its sturdy track base. A huge 40" x 60" layout of FasTrack is included with every 2003 Lionel starter set, dwarfing the dinky configurations of other manufacturers. There are 19 FasTrack products to choose from, three track packs that allow you to create the layout of your dreams, with many more being designed for 2004 and beyond.

ACCESSORY HOOK-UPS AND OPERATION:


Hooking up accessories to FasTrack is simple. Under the roadbed of all straight and curved sections are electrical terminals. You can hook up to these terminals in several different ways.

First, if you already have wire for your accessories, or if you have accessories that are pre-wired, you can purchase 18 gauge quick connectors from your favorite electronics supply store. Make sure that your wires are stripped back approximately 1/4", then insert the wire into the quick connector, and crimp it into place for easy connections to the FasTrack terminals.

Second, if you are buying a new accessory and have no wires, you'll be able to purchase a ready-made accessory power hook-up wire from your dealer. This wire is shown on page 147.



Electrical terminals under FasTrack roadbed



18 gauge quick connector



Accessory wire with female quick connects attached to FasTrack electrical terminals

Triggering operation of accessories:

- Use a 153IR controller. The 153IR works exactly the same way it currently does for O27 and O Gauge operation, with the power lockon connector removed. Follow the instructions to hook up the accessory to the 153IR, and power your accessory in one of the ways outlined in the section above.
- Use the FasTrack Accessory Activator pack. This separate sale SKU includes one insulated 10" straight track section and two 5" isolated track sections. Hook up your accessory to the terminals under the roadbed of the insulated section as outlined in the section above. The isolated sections each have a break in the center of one track rail. As a train passes over this break, its wheels complete the circuit and power is supplied to the entire length of track in between the breaks of the isolated sections — including the insulated section placed between them. To increase the length of time over which the accessory operates, simply add more insulated track sections in between the two isolated sections. This technique is the equivalent of using Lionel insulated track sections in O/O27, and is used only with accessories that perform one function in an on/off manner (e.g. Crossing Gate, Auto Gateman, etc.).

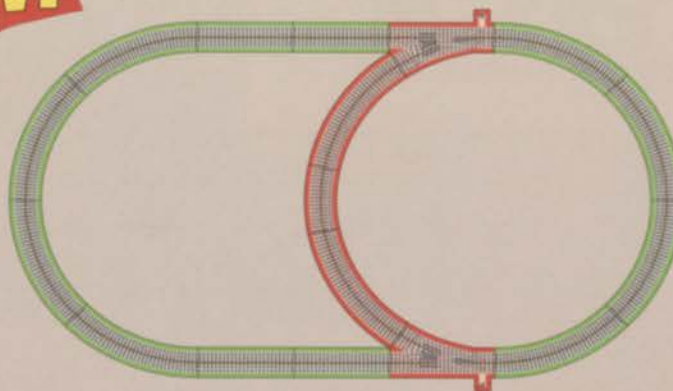
NEW!

FASTRACK TRACK PACKS

Inner Passing Loop

Layout dimensions: 39 1/2" x 70 1/2"
Additional track required:

| DESCRIPTION | QTY. |
|----------------------------|------|
| O36 Curve (6-12015) | 2 |
| 1/2 O36 Curve (6-12022) | 1 |
| RH Manual Switch (6-12018) | 1 |
| LH Manual Switch (6-12017) | 1 |
| (6-12028) \$69.99 | |



| | |
|--|---------------------------|
| | Included with train set |
| | Additional track required |

Outer Passing Loop

Layout dimensions: 49 1/2" x 70 1/2"
Additional track required:

| DESCRIPTION | QTY. |
|----------------------------|------|
| 10" Straight (6-12014) | 5 |
| O36 Curve (6-12015) | 2 |
| RH Manual Switch (6-12018) | 1 |
| LH Manual Switch (6-12017) | 1 |
| (6-12031) \$79.99 | |

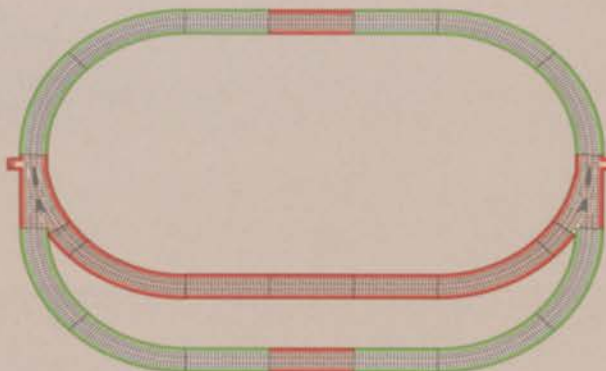
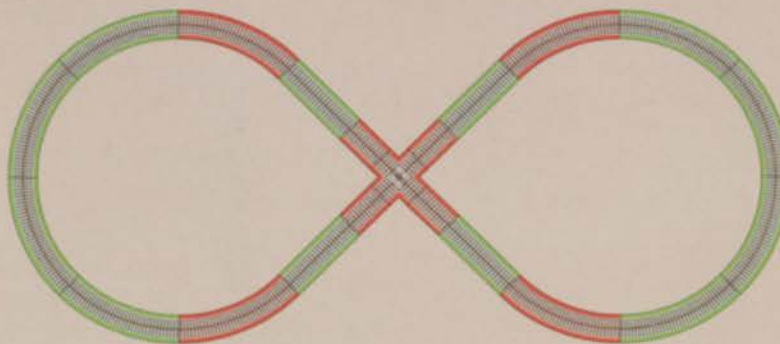


Figure 8

Layout dimensions: 39 1/2" x 90 1/2"
Additional track required:

| DESCRIPTION | QTY. |
|-------------------------------|------|
| O36 Curve (6-12015) | 4 |
| 5" Straight (6-12024) | 4 |
| 90 Degree Crossover (6-12019) | 1 |
| (6-12030) \$39.99 | |



FasTrack

Easily expand your railroad empire with new Lionel FasTrack. Each piece of FasTrack has a patented easy-to-use locking mechanism. No need to worry about loose connections, track alignment or electrical continuity – just snap the pieces together and go. Featuring engraved ballast and track ties, the realistically detailed base of each FasTrack piece provides extra stability on all sorts of surfaces, including the living room carpet.


As easy as FasTrack is to assemble, it can be quickly disassembled for storage. Sections fit together thousands of times without wearing out. Pick up a loop and hang it on a peg on the back of a door or in a closet when not in use. Of course, if you are building a permanent layout, the realistic look and exceptional performance of FasTrack will make you want to display it for all to see. Convenient screw holes in the track base allow for easy installation.

With an abundance of variety, the layout of your dreams is just a dealer visit away. And don't forget, this already impressive array of products will grow and grow with each new year giving you the ultimate flexibility.

Lionel FasTrack runs Circles Around the Competition

A generous 40" x 60" oval FasTrack with O-36 curves is included in every Lionel train set, dwarfing the competition's small circle layout.

NEW!



STRAIGHT TRACK

STRAIGHT TRACK
Length: 10"
(6-12014) \$3.49


1 3/4" STRAIGHT TRACK
(6-12026) \$2.99

4 1/2" STRAIGHT TRACK
(6-12025) \$2.99

HALF STRAIGHT TRACK
Length: 5"
(6-12024) \$2.99

STRAIGHT TRACK 4-PACK (NOT SHOWN)
Length: 10" each
(6-12032) \$12.99

30" STRAIGHT TRACK
(6-12042) \$9.99



10" STRAIGHT

1 3/4" STRAIGHT

4 1/2" STRAIGHT

5" STRAIGHT



30" STRAIGHT


CURVED TRACK

O36 45-DEGREE CURVED TRACK (8 PIECES PER CIRCLE)
(6-12015) \$3.49


HALF CURVED TRACK (O36 22 1/2-DEGREE)
(6-12022) \$2.99

QUARTER CURVED TRACK (O36 11 1/4-DEGREE)
(6-12023) \$2.99


CURVED TRACK 4-PACK (NOT SHOWN)
(6-12033) \$12.99



O36 CURVE



1/2 O36 CURVE



1/4 O36 CURVE

NEW!

SPECIALTY TRACK

TERMINAL SECTION


Length: 10"
 (6-12016) \$5.49




TERMINAL SECTION

INSULATED TRACK

Length: 10"
 (6-12027) \$3.49




INSULATED TRACK




90 DEGREE CROSSOVER

UNCOUPLING TRACK


Includes Half Straight section
 Length: 5" each
 (6-12020) \$29.99



UNCOUPLING TRACK



5" STRAIGHT




O GAUGE TRANSITION PIECE




ACCESSORY POWER WIRE

ACCESSORY ACTIVATOR PACK


Includes one Insulated section
 and two Isolated Sections
 Length: 5" each
 (6-12029) \$8.99



UNCOUPLING TRACK



5" STRAIGHT




O GAUGE TRANSITION PIECE

ACCESSORY ACTIVATOR PACK


90-DEGREE CROSSOVER

Length: 6" x 6"
 (6-12019) \$16.99



O GAUGE TRANSITION PIECE

(6-12040) \$5.99



ACCESSORY POWER WIRE

(6-12053) \$3.99

SWITCHES


O36 MANUAL SWITCH — LEFT HAND

Length: 10" Straight, 33 3/4-Degree turnout
 (6-12017) \$29.99

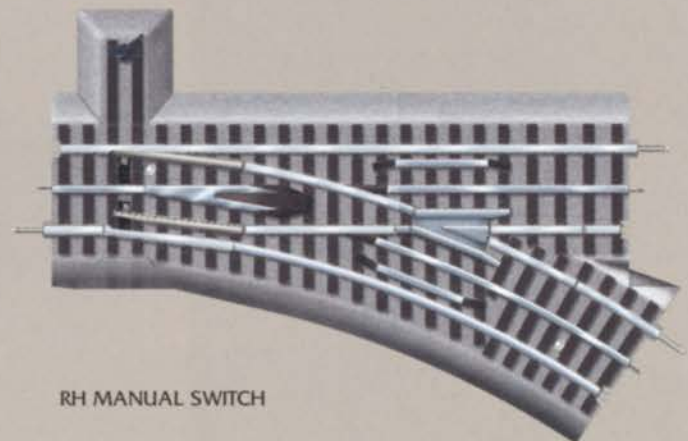
O36 MANUAL SWITCH — RIGHT HAND

Length: 10" Straight, 33 3/4-Degree turnout
 (6-12018) \$29.99

Each switch includes an 11 1/4 degree curve section, which creates a full curve.



LH MANUAL SWITCH



RH MANUAL SWITCH

O-27, O GAUGE AND LARGE SCALE TRACK



LIONEL TRACK – EXPAND YOUR WORLD!

All Lionel track is easy to use, extremely durable and very reliable. You'll never have to worry about loose connections or sections separating. And Lionel track is so modestly priced, everyone can afford to create the layout they've always imagined. We offer two styles of traditional track:

O-27 Gauge Track:

This track comes in 27" diameter curves, so you can do more in a tighter space.

O Gauge Track:

Compared to O-27 track, the rails are slightly taller. It doesn't come in 27" diameter curves, but it does come in a variety of larger curves for the biggest layouts.

Note: Larger locomotives and cars will not accommodate tighter curves. Check the "Minimum Radius" in each item's catalog listing.

Looking for Ideas?

Since Lionel offers such a wide variety of track shapes and sizes, there is almost no limit to the layout you can design and build. If you'd like some suggestions, however, you can pick up a Lionel Track Pack – it includes all the track you need to make our most popular layouts.

Other Considerations:

You want a track system that comes in a lot of shapes and sizes. You also want one that's reasonably priced, so you can afford to keep adding on. Some additional things to consider:

High Conductivity Rails:

Lionel track is designed for maximum conductivity. That makes it easy to set up, minimizes problems, and maximizes the effectiveness of Lionel Magne-Traction – our exclusive traction and adherence system. Tracks that are not Lionel may be made of materials that are significantly less conductive. Your Lionel products will roll fine, but you may not get all the benefits we've built in.

Rail Shape:

Your train wheels take a lot of wear and tear rolling over metal rails. Lionel track rails are shaped to minimize this wear. Other track systems may cause your wheels to wear out faster.



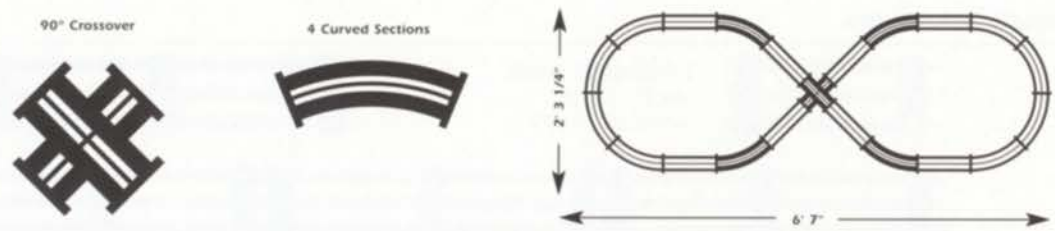
VARIETY, RELIABILITY & VALUE YOU CAN GROW WITH!

Figure 8 Add-On Track Pack
(O-27 Gauge)

Add this track to your oval to create a figure 8 layout. Requires an existing starter set oval of track.

- 1 - 90 degree crossover (6-65020)
- 4 - pieces curved track (6-65033)

(6-22966) \$12.99

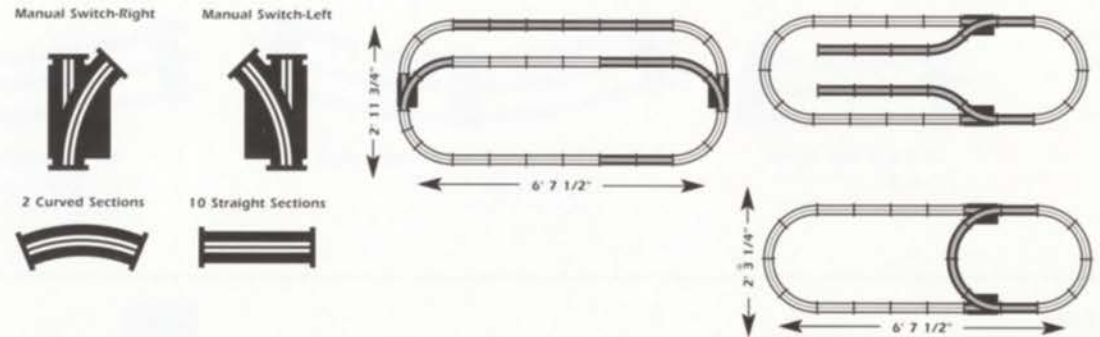


Double-Loop Add-On Track Pack
(O-27 Gauge)

Add this track to your oval to create a double loop, an oval with two inside sidings, or a double oval. Requires an existing starter set oval of track.

- 2 - pieces curved track (6-65033)
- 10 - pieces straight track (6-65038)
- 1 - right hand manual switch (6-65022)
- 1 - left hand manual switch (6-65021)

(6-22967) \$49.99

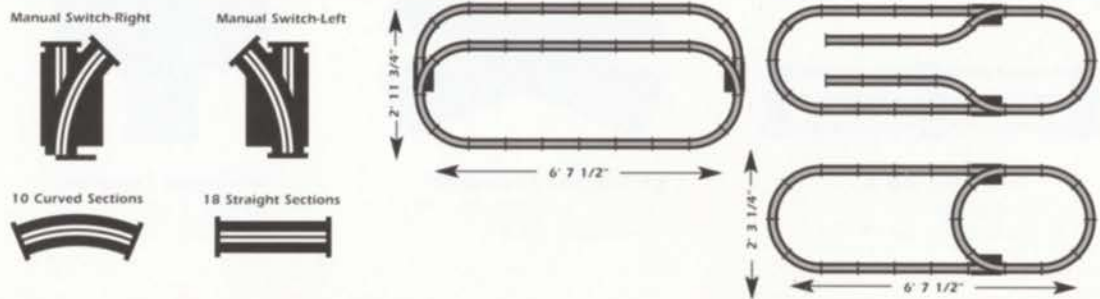


Double-Loop Complete Track Pack
(O-27 Gauge)

This complete track set will allow you to create a double loop, an oval with two inside sidings, or a double oval. No additional track required.

- 10 - pieces curved track (6-65033)
- 18 - pieces straight track (6-65038)
- 1 - right hand manual switch (6-65022)
- 1 - left hand manual switch (6-65021)

(6-22968) \$69.99

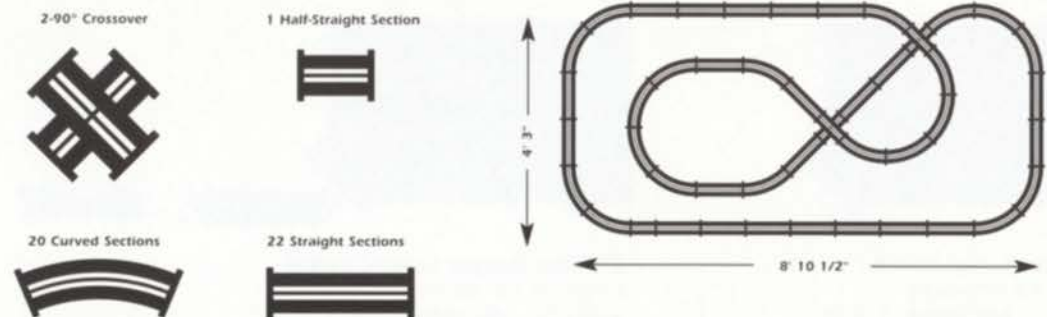


Deluxe Complete Track Pack
(O Gauge)

This complete O-gauge track set will allow you to create this detailed layout. No additional track required.

- 20 - pieces curved track (6-65501)
- 22 - pieces straight track (6-65500)
- 2 - 90 degree crossovers (6-65540)
- 1 - half straight (6-65505)

(6-22969) \$94.99



O-27, O GAUGE AND LARGE SCALE TRACK

| | | | |
|------------|------------|---------|--------|
| Steel Pins | O-27 track | 6-65042 | \$1.99 |
| Fibre Pins | O-27 track | 6-65041 | \$1.99 |

O-27 Track Selections

Straight Track



1/2 Straight Track
Length: 4 7/8"
(6-65019) \$0.99



Straight Track
Length: 8 3/4"
(6-65038) \$1.29



Extra-Long Straight Track
Length: 35"
(6-65024) \$3.99

Curved Track



1/2 Curved Track
Length: 5 7/16"
(6-65014) \$0.99



27" Diameter Curved Track
(8 pieces per circle)
Length: 9 5/8"
(6-65033) \$1.29



42" Diameter Curved Track
(12 pieces per circle)
Length: 10 7/8"
(6-65049) \$1.99



54" Diameter Curved Track
(16 pieces per circle)
Length: 14 1/2"
(6-65113) \$2.29

Specialty



Insulated Track
Length: 8 3/4"
(6-12841) \$3.99



45-degree Crossover
Length: 10 1/4" x 10 1/4"
(6-65023) \$8.49



90-degree Crossover
Length: 7 3/8" x 7 3/8"
(6-65020) \$8.49



Uncoupling track
Length: 8 3/4"
(6-65149) \$9.49




Remote-Control Track with UCS Controller
Length: 8 3/4"
(6-12746) \$19.99

Switches



27" Path Manual Switch
Length: 8 3/4" straight
(6-65021) **Left Hand** \$19.99
(6-65022) **Right Hand** \$19.99



27" Path Remote Control Switch
Length: 8 3/4" straight
(6-65121) **Left Hand** \$34.99
(6-65122) **Right Hand** \$34.99



42" Path Remote Control Switch
Length: 13 5/8" straight
(6-65167) **Left Hand** \$49.99
(6-65168) **Right Hand** \$49.99

O-27, O GAUGE AND LARGE SCALE TRACK

O Gauge Track Selections

| | | | |
|------------|---------|---------|--------|
| Steel Pins | O Gauge | 6-65551 | \$1.99 |
| Fibre Pins | O Gauge | 6-65543 | \$1.99 |

Straight Track



1/2 Straight Track
Length: 5 1/2"
(6-65505) \$1.49



Straight Track
Length: 10"
(6-65500) \$1.99



Extra-Long Straight Track
Length: 40"
(6-65523) \$5.99

Curved Track



1/2 Curved Track
Length: 6"
(6-65504) \$1.49




31" Diameter Curved Track
(8 pieces per circle)
Length: 10 5/8"
(6-65501) \$1.99



54" Diameter Curved Track
(16 pieces per circle)
Length: 10 3/8"
(6-65554) \$3.49



42" Diameter Curved Track
(12 pieces per circle)
Length: 10 1/2"
(6-12925) \$2.99



72" Diameter Curved Track
(16 pieces per circle)
Length: 14"
(6-65572) \$4.29

Specialty



Insulated Track
Length: 10"
(6-12840) \$5.99



Remote-Control Track
Length: 10"
(6-65530) \$29.99



45-degree Crossover
Length: 11 3/4" x 11 3/4"
(6-65545) \$12.99



90-degree Crossover
Length: 8 5/16" x 8 5/16"
(6-65540) \$12.99

Switches



31" Path Remote Control Switch
Length: 10" straight
(6-14062) **Left Hand** \$59.99
(6-14063) **Right Hand** \$59.99



72" Path Remote Control Switch
Length: 14 1/4" straight
(6-65166) **Left Hand** \$99.99
(6-65165) **Right Hand** \$99.99

Large Scale Track

STRAIGHT TRACK

- Length: 11 3/4"
(8-82000) \$3.99



CURVED TRACK

- Length: 13"
- Twelve pieces make a 4.3-foot diameter circle
(8-82001) \$3.99



WIDE RADIUS CURVED TRACK

- Length: 16"
- Twelve pieces make a 5.3-foot diameter circle
(8-82004) \$3.99

LOCKON WITH WIRES

- Designed for quick, positive connections between transformers, track and accessories
(8-82101) \$5.49

REMOTE SWITCHES

- Convenient remote operation with lighted control unit and high-profile signal. Rail joiners included.
- Length: 11 3/4" straight and curved sections
(8-82007) **Right-Hand Remote Switch** \$69.99
(8-82008) **Left-Hand Remote Switch** \$69.99


MISCELLANEOUS MAINTENANCE ACCESSORIES

MAINTENANCE & UPGRADE KITS

Lionel Train Book

- Tips and tricks on building and maintaining your model railroad
- 132 pages

(6-62985) \$14.99



Lubrication/Maintenance Set

- Includes gear lube, oil applicator, track cleaning fluid, track-cleaning eraser and cleaning instructions

(6-62927) \$14.49



Ives™ O-27 Gauge Track Clips

- Keep your O-27 track sections together with these easy to use slide on clips
- Perfect for keeping temporary or floor layouts together
- Box of 12

(6-62901) \$7.99

O Gauge Track Clips

- Keep your O gauge track sections together with these easy to use slide on clips
- Perfect for keeping temporary or floor layouts together
- Box of 12

(6-12743) \$7.99

Smoke Fluid

- Designed for use with all Lionel steam and diesel locomotives that feature smoke units

(6-62909) \$5.49



Die-Cast Metal Sprung Trucks

- Upgrade your rolling stock trucks
- New metal coupler armature
- Quick and easy to install
- Add weight and improve tracking
- Box of 2

(6-14078) \$12.99



Lockon

- Classic Lionel Lockon allows you to easily and quickly connect your power supply to your Lionel Track

(6-62900) \$2.49

Lockon With Wires

(6-62905) \$4.99



For the best look at your favorite new products, be sure to visit our website, www.lionel.com, and click on the exciting MagniVision™ link. Lionel MagniVision is a revolutionary new technology that allows you to zoom in on any area of a locomotive, car or accessory, and see amazing detail. Be sure to stop back often as new pictures are being loaded continuously. MagniVision is simply the best way to view your favorite Lionel products!



Normal View



MagniVision

Top Ten Reasons to Visit www.lionel.com



- 1. FIND A DEALER**
Locate a Lionel Authorized Value Added Dealer near you.
- 2. SIGN UP FOR THE MONTHLY E-NEWSLETTER**
Get on track with the latest news from Lionel.
- 3. VISITOR'S CENTER**
Voted one of the Travel Channel's "Top Ten Toylands!"
- 4. LIONEL LICENSING**
Check out the latest in Lionel merchandise from ornaments to T-shirts.
- 5. MAGNIVISION**
See details of featured items as if you were holding them right in your hands.
- 6. CATALOG**
View the catalog online as if you were holding the real thing.
- 7. PARTS LIST/EXPLODED DIAGRAMS**
Need to reference something? Refer to these great guides.
- 8. SHIPPING SCHEDULE**
Keep up-to-date on the most current product you can get.
- 9. NEWSSTAND**
Stop on by and pick up the latest news from Lionel.
- 10. REPLACEMENT PARTS**
Missing something? See if Lionel can help you to replace it.

Get the Inside Track on what's happening at Lionel!

For over 25 years, thousands of members have considered the Lionel RailRoader Club the real "Inside Track" on what's happening at Lionel. The best value at the best price. Here's your opportunity to join thousands of others in this legendary club.

MEMBERSHIP BENEFITS — \$20 per year

- Four quarterly issues of **INSIDE TRACK**, the official publication of the LRRC. Each issue offers a winner of "Something for Nothing," the Lionel product give-away, along with "inside" information and "how-to" articles.
- All Lionel catalogs mailed to members, second only to our Lionel dealers
- Membership card
- Annual club button (start your collection now!)
- Exclusive offers to purchase LRRC cars and merchandise. Visit our Lionel Visitor's Center here in Michigan and receive a 10% discount on any purchase (please call ahead for reservations!)

TO JOIN THE LIONEL RAILROADER CLUB:

Write to: **Lionel RailRoader Club**
P.O. Box 748
New Baltimore, MI 48047

Call: (586) 949-4100

or Visit: www.lionel.com




At Lionel, we are committed to providing our customers with superior-quality products and service. It is a commitment shared by our many Lionel Authorized Dealers and Lionel Authorized Service Centers around the country. To locate a Dealer or Service Center near you, call 1-800-4LIONEL (1-800-454-6635). Or, call the Lionel Customer Service Center at 586-949-4100. You can also e-mail us at talktous@lionel.com or visit our website at www.lionel.com. Our knowledgeable staff is always eager to help you fully enjoy the magical world of Lionel model trains.

Cover illustration by Angela Trotta Thomas. For more information on this painting or to view additional works of art, go to www.angelatrottathomas.com.

50625 RICHARD W. BOULEVARD
CHESTERFIELD, MICHIGAN
48051-2493
UNITED STATES OF AMERICA
PHONE: 586-949-4100
E-MAIL: TALKTOUS@LIONEL.COM
WWW.LIONEL.COM

COPYRIGHT ©2003 LIONEL L.L.C.



\$5.00

