

LIONEL CLASSIC TRAINS VOLUME 2 2002



BYERLEY



Welcome to the Lionel Classic II catalog for 2002. This is my first opportunity to introduce a catalog and talk with all of you since joining Lionel last October. I appreciate the warm welcome you've given me, as well as your good wishes and support for our team as we continue Lionel's mainline journey through the first decade of the 21st Century.

First, I want to thank Dick Maddox, retiring president of Lionel, for his leadership and vision over the past three years. Although he ends his tenure as president of Lionel on July 31, don't be surprised when you still see Dick playing a significant role in the ongoing Lionel story.

This catalog showcases the fall 2002 Lionel line, as well as a wealth of exciting new products in every category for spring of next year. In Lionel Classic I, we hinted at a number of special introductions—some of which we've unveiled—such as the 2-8-8-2s, the Union Pacific 4-12-2, and others that we will be announcing soon. Also, we're continually working on technical innovations, some of which you'll notice in enhanced operation or improved features, and some you'll perhaps never see, but which will greatly improve the serviceability, longevity and durability of your Lionel trains. We've expanded the categories of rolling stock both towards the future and the past, by introducing the most realistic, highly detailed scale models in the market, and, not forgetting our heritage, by returning to Postwar Celebration classics. We'll even share with you a first glimpse of our modern vision of Lionelville—the world where Lionel trains, and our very special accessory collection, incorporate industry, farming, shipping, shopping and home-life, all in a charming small-town USA setting.

Further, we've renewed our decades-long friendship with the Walt Disney Company. You'll see an entire category of Disney-inspired products, from "Speedboat Willie" to the Little Mermaid Aquarium Car, during this celebration year of 100 Years of Magic, commemorating Walt's 100th birthday. Although it will be introduced as part of a separate brochure and not included in this catalog, the Disney category is in all respects, a major part of the fantastic 2002 Lionel product line. It was just too exciting not to give it an announcement all its own.

And there is more to come in 2003.

With the 2002 Classic I catalog we unveiled our new format, with explanatory icons and super-detailed, illustrated CAD views of our latest new products. The positive response from all of you has been very encouraging. We will continue to refine these and other methods in which we present the Lionel line to you, and to all fans of the greatest brand in toy and model trains. As always, we welcome your comments and suggestions.

I'm confident that you'll like what you see in this, our newest collection of Lionel trains.

William L. Bracy
CEO
Lionel LLC



TABLE OF CONTENTS

Product Features Guide	2-3
Train Sets	4-5
Adventure Train Sets	6-7
RailSounds Train Sets	8-9
Postwar Train Sets	10-11
Premium Train Sets	12-17
Standard Gauge Train Sets	18-21
Steam Locomotives	22-27
Diesel Locomotives	28-37
Passenger Cars	38-41
Standard O Rolling Stock	42-47
Traditional Rolling Stock	48-55
Holiday Rolling Stock	56-59
Holiday Train Sets	60-61
American Flyer	62-63
2003 Steam Locomotives	64-65
2003 Diesel Locomotives	66-71
2003 Rolling Stock	72-75
Operating Accessories	76-91
Mainline Trackside Accessories	92-93
Traditional Trackside Accessories	94-97
TrainMaster Command Control and Conventional Power	98-103
Track	104-107
Miscellaneous Maintenance Accessories	108

The following Lionel marks are used throughout this catalog and are protected under law. All rights reserved.

Lionel®, TrainMaster®, Odyssey®, RailSounds™, CrewTalk™, TowerCom™, DynaChuff™, StationSounds™, Pullmor®, ElectroCoupler™, Magne-Traction®, CAB-1 Remote Controller®, American Flyer®, Lionel ZW®, ZW®, MagniVision™, TMCC™, Lionelville™, Wireless Tether™, Powerhouse™, LionMaster™, PH-1 Powerhouse®, Powermaster®, Powerstation-Powerhouse®, Accessory Motor Controller™, AMC™, Accessory Switch Controller™, ASC™, Action Recorder Controller™, ARC™, Track Power Controller 300™, TPC 300™, Track Power Controller 400™, TPC 400™, Block Power Controller™, BPC™, Operating Track Controller™, OTC™

Any reproduction, transmission or dissemination of the material herein is strictly prohibited. Trademarks owned by Lionel LLC are indicated throughout this document. Items depicted in this catalog are subject to change in color, size, design and availability. Verify features on product package. Retail prices are suggested.

See your Authorized Lionel Dealer for more information.

A Guide to Product Features


At Lionel, we are proud to present the finest, most advanced locomotives—powerful models that come to you with tried-and-true performance and cutting-edge technology. Over the years, we have revolutionized this great hobby with advances in locomotive traction, train operation, and on-board sounds. Lionel trains feel more and more like the real railroad. Use this guide to learn about the incredible features that Lionel locomotives offer today.

■ OPERATION

■ Transformer Control


All Lionel locomotives—even the most sophisticated engines—can be controlled by a basic transformer. Even older transformers can run our most advanced engines.

■ TrainMaster Command Control




Locomotives equipped with the incredible TrainMaster Command Control system are controlled by the commands from your CAB-1 Remote Controller, giving you the freedom to operate your trains while walking around your layout. Unlock the advanced sounds and features of your Command-equipped locomotives and, better yet, operate multiple engines on the same track, at the same time! Installation is as easy as hooking up a transformer, and operation is simple to learn.

■ ElectroCouplers




Open these couplers anywhere on the layout—without uncoupling tracks. The CAB-1 Remote Controller activates ElectroCouplers with the TrainMaster Command Control system. Also, be sure to listen for authentic RailSounds of the coupler in operation!

■ Odyssey System




Heavy loads and steep grades are no problem for locomotives equipped with the Odyssey System, “cruise control” for your locomotive. No matter what, Odyssey System-equipped locomotives will maintain the speed you set. Watch your locomotive as it creeps through the yard or fights up a grade without hesitation, regardless of the long string of cars behind it.

■ Wireless Tether Connection between Locomotive and Tender



Looking to enhance the appearance of its locomotives, Lionel exclusively developed the infrared Wireless Tether so that the locomotive and tender could communicate without cumbersome wiring between the units. Lionel steamers are the only locomotives in O gauge offering this special feature.

■ Magne-Traction




Always on the cutting edge of model railroad technology, Lionel developed the Magne-Traction track gripping system in 1950. The wheels are actually magnetized, increasing track adhesion for extra traction and stability around curves.

■ Traction Tire(s)

On some locomotives Traction Tires on one or more of the powered driving wheels provide extra strength and stability for hauling long strings of cars. Traction Tires grip the rails, enhancing tractive effort for extra pulling power.

■ SOUND AND SMOKE

■ RailSounds



Widely regarded as the industry standard, the impressive RailSounds sound system brings the real sounds of the railroad to your layout. From the mechanical symphony of the locomotives, to the commotion of the station, you will be impressed by the digitally recorded samples of these special and authentic sounds.

■ MultiHorn/MultiWhistle

The sounds of the horn or the whistle actually change with each blast—just like the real thing. From the short, trumpet-like blasts of a diesel horn, to the breath-taking cries of the steam whistle, these familiar sounds replicate the magic of the rails.

■ Braking Sounds

Press the brake button on your TMCC CAB-1 remote or rapidly decrease your transformer/controller and listen for the screeching of your locomotive's brakes.

■ Shut-down and Start-up

Fire up your locomotive just like the real thing! Listen as the diesel engine turns over or the steam locomotive fires up. You will also hear the sounds of the giant locomotive gradually fade away when you turn off power.

■ Steam Let-off/Blow-off

(TrainMaster Command Control required)

At the press of a button, your steam locomotive will replicate the sound of hot steam being released from the cylinders.

■ Diesel RPM

Throttle up your locomotive and listen as the engine's RPM increases. While the RPM sounds automatically increase with the speed of the engine and the power supplied to the track, you can also fine-tune the levels with your CAB-1 remote.

■ DynaChuff

A favorite feature among steam fans, DynaChuff is the varying intensity of the locomotive's chuffing, synchronized with the speed of the locomotive. Watch as the smoke billows out of your locomotive's stack in time with the chuffing sounds and the turning of the wheels!

■ TowerCom Announcements

(TrainMaster Command Control required)

“1361, you're clear for departure.” Locomotives equipped with TowerCom feature a specialized announcement or announcements calling out your locomotive number, operated at your command. Listen for your locomotive's roadname or number as you prepare to take 'er out!

• CrewTalk Communications

(TrainMaster Command Control required)

Strain to hear the crackling, unintelligible radio communications inside of your locomotive, caboose, or other cars. Operate several CrewTalk-equipped locomotives with CrewTalk-equipped rolling stock, and you will find that these communications are sequenced to sound as though personnel stationed at different parts of the train are radioing each other, to enhance the realism of Lionel operation.

• StationSounds

(TrainMaster Command Control required)

Listen to the sounds of the busy platform! Housed in a passenger car in the consist, you will hear the station's loudspeaker announce arrivals and departures. The conductor makes enroute announcements, too.

■ ILLUMINATION

• Directional Lighting

Most TrainMaster Command Control diesel locomotives and TMCC-equipped steam locomotives with a headlight and tender back-up light feature Directional Lighting. Operate a TMCC-equipped diesel in forward and the headlight illuminates the mainline, in reverse the headlight shuts off and the rear headlight or the headlight of a second diesel (in a multi-unit lash-up) will shine. For TMCC-equipped steam locomotives, the headlight remains on in both forward and reverse operation. In reverse, the tender back-up light (if present) will shine.

• Marker Lights

These lights are located on the boiler front or top of some steam locomotives and on the rear of some steam locomotive tenders. They are also located on the ends of some diesel locomotives.

• Lighted Number Boards

These are located on the boiler top of some steam locomotives and on the ends of some diesel locomotives.

• Strobe Light

This flashing warning light is located on the cab roof of some diesel locomotives.

• Ditch Lights

These low-mounted lights serve as close-range secondary headlights on some diesel locomotives.

• Glowing Firebox and Flickering Firebox

A red glow steadily emanates from the firehole inside of the cab of Lionel steam locomotives equipped with the glowing firebox. Steam locomotives equipped with a flickering firebox add action to the above. Multiple LEDs create the illusion of a live fire "flickering" within.

• Variable ashpan glow

Start up a Lionel steam locomotive equipped with this feature and look for a red glow on the outside of the locomotive between the ashpan and firebox. As speed increases the light grows brighter, simulating the increased draft onto the fire.

Feature Icons


As you journey through this catalog, look for the bold icons that represent your favorite Lionel features. The Odyssey System, TrainMaster Command Control—all of the best innovations are included. At a glance, you'll know how each locomotive is outfitted. You can't miss your favorite features with these specialized icons!



TRAIN SETS



Union Pacific Freight Express




Pennsylvania Flyer



Chessie Diesel Freight





Union Pacific Freight Express

The versatile RS-3 diesel locomotive hauls its fast freight along the Union Pacific mainline in the dogday heat of a summer afternoon. This load has to be in Fort Collins by sunset, so lean into the throttle a little, sound the horn and barrel on through.

SET INCLUDES:

- RS-3 diesel locomotive, boxcar with opening doors, three dome tank car, caboose, 8 pieces of curved and 8 pieces of straight O-27 track, 40 watt transformer/controller

LOCOMOTIVE FEATURES:

- Transformer controlled forward, neutral and reverse operation
- Operating diesel horn
- Operating headlight
- Maintenance-free powerful motor
- Two traction tires
- Operating couplers
- Durable frame, trucks and body
- Lighted interior

ROLLING STOCK FEATURES:

- Durable frames, trucks and bodies
- Operating couplers
- Painted bodies
- Opening doors on boxcar
- Metal brake wheels
- Minimum Radius: O-27
- Length: 43"
- Layout dimensions: 27" x 63"

(6-31924) \$139.95

Pennsylvania Flyer

Look out! Here comes the Pennsylvania Flyer, hauling springs to Springtown, glue to Gulph Mills and conch shells to Conshohocken. This train set begins the adventure that can last a lifetime.

SET INCLUDES:

- 4-4-2 steam locomotive and tender, boxcar, gondola with 2 canisters, caboose, 8 pieces of straight and 8 pieces of curved O-27 track, 40 watt transformer/controller, smoke fluid

LOCOMOTIVE FEATURES:

- Transformer controlled forward, neutral and reverse operation
- Air whistle in tender
- Operating headlight
- Operating coupler on rear of tender
- Maintenance-free powerful motor
- Traction tire
- Puffing smoke unit
- Die-cast metal locomotive body with metal frame and trucks

ROLLING STOCK FEATURES:

- Durable trucks and frames
- Operating couplers
- Painted bodies
- Opening doors on boxcar
- Two removable canisters on gondola
- Metal brake wheels
- Minimum Radius: O-27
- Length: 46 1/2"
- Layout dimensions: 27" x 63"

(6-31913) \$169.95

Chesie Diesel Freight

There'll be no stopping this colorful Chesie System express freight train. It's bound for the ocean side yards of Newport News, VA with nothing but green lights down the line ahead. After it pulls in, the yard crew will power up the searchlight and unload through the night. A powerful, dual motored GP-38 diesel locomotive leads the string of Chesie System cars painted in Western Maryland, Baltimore & Ohio and Chesapeake & Ohio livery. The diesel locomotive features a realistic horn that operates at the touch of a button. A semi truck and trailer with 2 vehicle grade crossings complete the set

SET INCLUDES:

- GP-38 diesel locomotive, operating searchlight car, boxcar, coal hopper, caboose with lighted interior, 8 pieces of straight and 8 pieces of curved O-27 track, 40 watt transformer/controller, 1 Semi Truck, 1 Semi Trailer, 2 Vehicle Grade Crossings

LOCOMOTIVE FEATURES:

- Transformer controlled forward, neutral and reverse operation
- Operating diesel horn
- Operating headlight
- Dual operating couplers
- Dual maintenance-free powerful motors
- Two traction tires
- Durable trucks and body
- Metal frame

ROLLING STOCK FEATURES:

- Durable trucks and frames
- Operating couplers
- Painted bodies
- Opening doors on boxcar
- Operating searchlight on searchlight car
- Lighted caboose interior
- Minimum Radius: O-27
- Length: 49"
- Layout dimensions: 27" x 63"

(6-31915) \$199.95

Area 51 Alien Recovery

Gliding quietly through the dry Nevada desert, a shadowy locomotive hauls its mysterious cargo into the Groom Lake military installation, home of the nation's most deeply guarded secrets. High-level government officials and a select group of scientists await the arrival of the train while the guards carefully examine each car as it rolls by. Pulled by a sleek Alco FA diesel locomotive, a UFO mysteriously hovers above the following car. Another car is equipped with sophisticated radar equipment, carefully scanning the horizon for extra-terrestrial activity. A tank car glows as it transports some otherworldly substance. At the end of the train, the caboose aims an intense beacon into the sky to signal alien spacecraft entering the earth's atmosphere. This is a close encounter of a Lionel kind.

SET INCLUDES:

- Alco FA locomotive, hovering UFO car, operating radar car, glowing tank car, searchlight caboose, 8 pieces of straight and 8 pieces of curved O-27 track, 40 watt transformer/controller

LOCOMOTIVE FEATURES:

- Transformer controlled forward, neutral and reverse operation
- Operating diesel horn
- Operating headlight
- Operating couplers
- Dual maintenance-free powerful motors
- Two traction tires
- Durable trucks and body
- Metal frame
- Lighted number boards
- Lighted cab interior

ROLLING STOCK FEATURES:

- Die-cast metal trucks and operating couplers
- Painted bodies
- UFO hovers over fan-blower on car
- Antenna rotates and radar screen is illuminated
- Rotating searchlight with alien lens on caboose
- Metal brake wheels
- Minimum Radius: O-27
- Length: Approx. 55"
- Layout dimensions: 27" x 63"

(6-31926) \$199.95

Great Train Robbery

Stick 'em up! This train rushes across the hostile West, desperately trying to escape the dastardly clutches of this dangerous gang of gold-hungry varmints. Not far behind, a couple of members of the wild bunch frantically work the hand car to catch up to the powerful General-type locomotive—and the gold bullion stashed in the mint car behind it! Featuring a flatcar with horses and a Union Pacific Pony Express baggage car, this complete, ready-to-run set offers a strongbox full of adventures for the beginning model railroader.

SET INCLUDES:

- General-type steam locomotive and tender, mint car, flatcar with horses, baggage car, motorized hand car, 8 pieces of straight and 8 pieces of curved O-27 track, 40 watt transformer/controller, smoke fluid

LOCOMOTIVE FEATURES:

- Transformer controlled forward, neutral and reverse operation
- Operating headlight
- Operating coupler on rear of tender
- Maintenance-free powerful motor
- Smoke
- Two traction tires
- Durable locomotive body, frame, trucks and tender

ROLLING STOCK FEATURES:

- Die-cast metal trucks and operating couplers
- Painted bodies
- Air whistle in baggage car
- 4 horse figures and fencing on flat car
- Plated gold bullion load in mint car

HANDCAR FEATURES:

- Transformer controlled operation
- Maintenance-free powerful motor
- Durable frame and body
- 2 bandit figures pump the handle
- Minimum Radius: O-27
- Length: Approx. 48 3/4"
- Layout dimensions: 27" x 63"

(6-31928) \$229.95

Ballyhoo Brothers Circus Train

Ladies and gentlemen! Step right up and witness the thrilling action of the spectacular Ballyhoo Brothers Circus Train! Led by the famous Hudson steam locomotive, this rolling parade will make each whistle stop a big top performance. Listen to the amazing circus music, a high-quality digital recording! Giggle at the goofy clown as his head bobs up and down through the roof of the shimmering silver boxcar! Gasp as the lion tamer barely escapes with his life, running from his hungry lion. Hold your nose as the elephant car passes by, featuring the animated, brave sweeper who cleans up after the pungent pachyderms. This set is complete with a generous loop of track and a powerful transformer.

SET INCLUDES:

- Hudson 4-6-4 steam locomotive and tender, bobbing head clown car, lion tamer chase gondola, elephant sweeper car, caboose, 7 pieces of straight and 8 pieces of curved O-27 track, 1 piece of operating track, 40 watt transformer/controller, smoke fluid

LOCOMOTIVE FEATURES:

- Transformer controlled forward, neutral and reverse operation
- Realistic circus music in tender
- Operating headlight
- Operating coupler on rear of tender
- Maintenance-free powerful motor
- Two traction tires
- Puffing smoke unit
- Die-cast metal body
- Metal frame
- Durable tender

ROLLING STOCK FEATURES:

- Die-cast metal trucks and operating couplers
- Painted bodies
- Clown head bobs up and down in bobbing head car
- Lion chases lion tamer around crates in chase gondola
- Animated sweeper figure and interior illumination in elephant sweeper car
- Lighted caboose interior

- Minimum Radius: O-27
- Length: Approx. 47"
- Layout dimensions: 27" x 63"

(6-31931) \$299.95





Area 51 Alien Recovery



Great Train Robbery



Ballyhoo Brothers Circus Train





**NEW
LOCOMOTIVE
AND TENDER!**



New York Central Flyer with RailSounds



New York Central Limited with RailSounds

New York Central Flyer with RailSounds

The New York Central Railroad was once a premier freight hauler in the Eastern United States. A boxcar with the famous New York Central "cigar band" logo is included in this set. A tough die-cast metal locomotive equipped with the RailSounds sound system brings the Flyer to life with steam chuffing, whistle blowing, and more.

SET INCLUDES:

- 4-4-2 steam locomotive and tender, boxcar, flatcar with stakes and bulkheads, caboose, 8 pieces of straight and 8 pieces of curved O-27 track, 40 watt transformer/controller, smoke fluid

LOCOMOTIVE FEATURES:

- Transformer controlled forward, neutral and reverse operation
- RailSounds sound system with steam sounds, synchronized chuffing, crew announcements, brake squeal, steam whistle and bell
- Operating headlight
- Operating coupler on rear of tender
- Maintenance-free powerful motor
- Traction tire
- Puffing smoke unit
- Die-cast metal locomotive body
- Metal locomotive frame
- Durable tender body with metal frame and die-cast metal trucks

ROLLING STOCK FEATURES:

- Durable trucks and operating couplers
- Painted bodies
- Opening doors on boxcar
- Metal brake wheels
- Minimum Radius: O-27
- Length: Approx. 46"
- Layout dimensions: 27" x 63"

(6-31914) \$229.95

New York Central Limited with RailSounds

The Limited is clad in the famous "Lightning Stripe" livery of New York Central's passenger fleet. Our celebrated FT diesel locomotive with two powerful motors leads a matched set of passenger cars. Each car features lighted, realistically detailed interiors. With the RailSounds sound system you get genuine diesel engine sounds, horn, bell and squealing brake sounds. Add the power of the 80 watt transformer (included) and this set has the potential to grow into a full-fledged railroad empire.

SET INCLUDES:

- EMD FT diesel locomotive, 2 individually numbered passenger coaches, observation car, 8 pieces of straight and 8 pieces of curved O-27 track, 80 watt transformer/controller

LOCOMOTIVE FEATURES:

- Transformer controlled forward, neutral and reverse operation
- RailSounds sound system with bell, horn, diesel engine revving and crew announcements
- Operating headlight
- Operating coupler on front
- Dual maintenance-free powerful motors
- Four traction tires
- Die-cast metal trucks and pilot
- Metal frame
- Durable body
- Separately applied grab irons and ladders

PASSENGER CARS FEATURE:

- Die-cast metal trucks, and operating couplers
- Painted bodies
- Authentically detailed interiors with seats and separate compartments
- Lighted interiors
- Decorated drumhead on observation car
- Flexible diaphragms between cars
- Opening doors
- Minimum Radius: O-27
- Length: Approx. 51"
- Layout dimensions: 27" x 63"

(6-31932) \$349.95

Santa Fe Super Freight with RailSounds

The legendary freight trains of the Atchison, Topeka and Santa Fe once fought through tough freight routes with names like Tehachapi and Cajon Pass. This year, a newly designed 2-8-4 Berkshire steam locomotive leads a brightly painted string of Santa Fe rolling stock. The die-cast metal steam locomotive features a powerful puffing smoke unit and the added realism of the RailSounds sound system. A large layout of O-31 track is included as well as a powerful 80 watt transformer/controller.

SET INCLUDES:

- All-new 2-8-4 Berkshire steam locomotive with tender, boxcar, single dome tank car, flatcar with semi trailer, caboose, 8 pieces of straight and 8 pieces of curved O-31 track, 80 watt transformer/controller, smoke fluid

LOCOMOTIVE FEATURES:

- Transformer controlled forward, neutral and reverse operation
- RailSounds sound system with steam sounds, synchronized chuffing, crew announcements, brake squeal, steam whistle and bell
- Operating headlight
- Maintenance-free powerful motor
- Two traction tires
- Puffing smoke unit
- All new die-cast metal locomotive body and frame
- All new die-cast metal tender body and trucks
- Separately applied metal handrails

ROLLING STOCK FEATURES:

- Die-cast metal sprung trucks (caboose has die-cast metal trucks) and operating couplers
- Painted bodies
- Opening doors on boxcar
- Lighted caboose interior
- Removable trailer on flatcar
- Minimum Radius: O-27
- Length: Approx. 58"
- Layout dimensions: 31" x 71"

(6-31933) \$399.95



Santa Fe Super Freight with RailSounds

POSTWAR TRAIN SETS



#943 Exploding Ammo Dump included with the Missile Launch Train Set



See page 78 for the #470 Missile Launch Platform, a perfect companion to the Missile Launch Train Set

Boy's Train Set

One of the rarest of all Postwar train sets is this proposed companion to the notorious 1957 Lionel Girl's Train set. Our 1957 counterparts reasoned that if a Girl's Train was being produced headed by a pink engine, logically there must also be a Boy's Train led by the very same 2-6-4 locomotive, except in a bright blue "masculine" livery. In the end, the Boy's Train set program was cancelled before full production could begin. Very few (perhaps as few as three or four sets) of the original Lionel Boy's Train sets were ever made.

SET INCLUDES:

- 2-6-4 steam locomotive with tender, boxcar, gondola with 4 canisters, hopper, and porthole caboose

LOCOMOTIVE FEATURES:

- Transformer controlled forward, neutral and reverse operation
- Operating, realistic whistle
- Operating headlight
- Operating coupler on rear of tender
- Maintenance-free powerful motor
- Traction tire
- Puffing smoke unit
- Die-cast metal locomotive body
- Metal frame and trucks
- Durable tender with die-cast metal trucks and metal frame

ROLLING STOCK FEATURES:

- Die-cast metal trucks
- Durable, painted bodies
- Four removable canisters in gondola
- Opening doors on boxcar
- Interior lighting in caboose
- Minimum Radius: 0-27
- Length: Approx. 48"

(6-31701) \$449.95

Missile Launch Train Set

First introduced in 1959, the Missile Launch Train Set remains a favorite among Lionel space and military collectors. With the Lionel Missile Launch Train Set, you have all you need to defend your layout from attack. The engine is equipped with four missiles, set to launch at your command. Launch your chopper at the push of a button for a reconnaissance mission. Supporting the action are a stretcher caboose and two flatcars, loaded with more missiles. With the addition of the TrainMaster Command Control system, the #44 locomotive's missiles can be launched with the push of a button on the CAB-1 Remote Controller. Launch your missiles and destroy the exploding ammo dump with a direct hit! The Lionel Missile Launch Train Set—a real blast from the past!

SET INCLUDES:

- #44 missile launcher locomotive, #3419 helicopter launch car with launching helicopter, #6844 flatcar with missiles, #6823 flatcar with missiles and cradles with elastic tie-downs, #6814 stretcher caboose with oxygen tanks and figure, and #943 exploding ammo dump

LOCOMOTIVE FEATURES:

- TrainMaster Command Control equipped—able to run in Command Control Mode or in Conventional Transformer Control Mode
- Missile launching function via TMCC CAB-1 Remote Controller or with Remote Control Track (Sold separately, see pages 106-107)
- Operating headlights
- Operating red light on roof
- ElectroCoupler on rear of locomotive
- Powerful Pullmor motor
- Magne-Traction track gripping system
- Metal frame
- Durable construction
- Operator figure
- Four white missiles
- Postwar plaque

ROLLING STOCK FEATURES:

- Die-cast metal sprung trucks
- Durable, painted bodies
- Removable missiles on missile flatcars
- Launching helicopter on #3419 helicopter launch car (Remote control track required, sold separately)
- Postwar plaques
- Minimum Radius: 0-27
- Length: Approx. 54 1/2"

(6-21788) \$449.95





Fire Rescue Set

A billowing column of smoke rises in the distance, and cries for help fill the air. The fire chief realizes that this is a blazing four alarm fire, and he knows that he needs to get the right equipment on site as soon as possible; life and property are at stake! Fortunately, a mighty Hudson locomotive stands ready with everything needed to fight the fire: a tank car full of water, a flatcar with a fire engine, a rescue car, a fire car, and a stretcher caboose to treat the injured. Here's the chance to save the day—blow the whistle and rush to the rescue!

SET INCLUDES:

- Hudson steam locomotive and tender, rescue car, tank car, flatcar with fire engine, fire car, and stretcher caboose

LOCOMOTIVE FEATURES:

- Transformer controlled forward, neutral and reverse operation
- RailSounds sound system with steam sounds, synchronized chuffing, crew announcements, brake squeal, steam whistle and bell
- Operating headlight
- Maintenance-free powerful motor
- Two traction tires
- Puffing smoke unit
- Die-cast metal locomotive and tender bodies, metal frames and die-cast metal trucks

ROLLING STOCK FEATURES:

- Die-cast metal trucks and operating couplers
- Durable painted bodies
- Lighted rescue car interior
- Corgi® die-cast metal Seagrave fire truck on flatcar with Lionelville Fire Department graphics
- Flashing light, rotating fireman, and telescoping ladders on the fire car
- Lighted stretcher caboose interior
- Minimum Radius: 0-27
- Set length: 64"

(6-31715) \$349.95

Pennsylvania K4 Freight Train

The classy Pennsylvania K4 was known for its excellent performance and reliability. This tough die-cast metal locomotive and tender command a train of freight cars. The locomotive is equipped with the realistic RailSounds sound system and is fully upgradeable to TrainMaster Command Control (Upgrade kits not included).

SET INCLUDES:

- K4 steam locomotive and tender, double door boxcar, 4-bay coal hopper, coil covered gondola, porthole caboose, 8 pieces of straight and 8 pieces of curved 0-31 O gauge track, 80-watt transformer/controller

LOCOMOTIVE FEATURES:

- Transformer controlled forward, neutral and reverse operation
- RailSounds sound system with steam sounds, synchronized chuffing, crew announcements, brake squeal, steam whistle and bell
- Operating headlight
- Maintenance-free powerful motor
- Two traction tires
- Puffing smoke unit
- Die-cast metal locomotive body, frame, pilot and trucks
- Die-cast metal tender body and trucks
- Upgradeable to TrainMaster Command Control/full RailSounds (Requires full RailSounds upgrade kit 6-22963 and TMCC upgrade kit 6-22960, not included)

ROLLING STOCK FEATURES:

- Die-cast metal sprung trucks and operating couplers (caboose has die-cast metal trucks)
- Durable painted bodies
- Opening doors on boxcar
- Removable coil covers on gondola
- Lighted caboose interior
- Minimum Radius: 0-31
- Set length: 52"
- Layout Dimensions: 31" x 71"

(6-31902) \$649.95



NEW!





Canadian National TankTrain Dash 9 Train Set

For the first time in O gauge, Lionel presents scale-sized, interconnected TankTrain tank cars. In real railroading, Canadian National currently uses these specialized cars in unit petroleum trains. Using a system of hoses and valves, all of the tank cars in a TankTrain string are connected, allowing for the entire consist to be loaded or unloaded from one end. The system greatly increases efficiency and turnaround time, compared to conventionally loading and unloading each car individually. This Lionel train set features a string of TankTrain tank cars in prototypical Canadian National livery headed by a TMCC and Odyssey System equipped Dash 9 diesel. Each of the all-new tank cars feature many separately applied details, such as piping and walkways. In the tradition of modern caboose-less railroading, an End-of-Train-Device is mounted on the rear of the B-end car. The highly detailed tank car trucks include rotating bearing caps and realistic operating couplers with a hidden uncoupling tab. An add-on car for the set is available on page 47 along with an additional 3-pack in the black and orange GATX paint scheme.

SET INCLUDES:

- Dash 9 diesel locomotive, one A-end TankTrain tank car, two intermediate TankTrain tank cars, one B-end TankTrain tank car with flashing ETD

LOCOMOTIVE FEATURES:

- TrainMaster Command Control equipped—able to run in TrainMaster Command Control Mode or in Conventional Transformer Control Mode
- RailSounds sound system with CrewTalk communication and TowerCom announcements
- Odyssey System for speed control
- Directional lighting including operating headlight and operating ditch lights
- Two ElectroCouplers
- Dual maintenance-free powerful motors with momentum flywheels
- Fan-driven smoke unit
- Four traction tires
- Die-cast metal trucks, pilots and fuel tank
- Metal frame and handrails
- Durable painted body
- Separately applied details
- Lighted number boards
- Lighted cab interior
- Engineer figures

TANKTRAIN TANK CARS FEATURE:

- Die-cast metal sprung trucks with rotating bearing caps and realistic operating couplers, including hidden uncoupling tab
- Durable painted bodies
- Separately applied details
- Flexible hoses between cars
- Operating red ETD (B-end car only)
- Minimum Radius: 0-31
- Length: Locomotive: 17 1/2"
Single tank car: Approx. 15 3/4"
Set: Approx. 80 1/2"

(6-21790) \$599.95



Add-on car available, see page 47



NEW!



DO NOT HUMP
GATX 75584
CAPY 3020 GALS
CAPY 11400 LITERS

Operating ETD

See page 47 for the GATX TankTrain 3-pack





Alton Limited Passenger Train Set

The Chicago & Alton Railroad was a pioneer of luxury passenger service. In the nineteenth century, the first sleeper cars and the first true dining cars saw service on the C & A. Since the turn of the twentieth century, the railroad's premier run between Chicago and St. Louis was named the Alton Limited, often referred to as the "red train" because of its trademark livery. In 1924, although on the verge of bankruptcy, the C & A updated the Alton Limited into a railroading legend. A fast, Pacific type locomotive pulled a brand new set of Pullman steel-sided heavyweight cars, all painted in matching shades of maroon and red. Inside, the cars featured luxurious rosewood, plush green fabrics and even Venetian blue smoking couches. From its debut at Chicago's then under-construction Union Station, the "new" Alton Limited held the title "Handsomest Train in the World." In the tradition of the Blue Comet Passenger Set, Lionel presents an O gauge version of the 1924 Alton Limited.

A scale-sized Pacific type locomotive, fully featured and painted in "red train" livery, heads the Lionel Alton Limited Passenger Train Set. Matching heavyweight passenger cars include decorated and detailed interiors. Each car has a switch underneath for control of the interior lighting. A lighted "Alton Limited" drumhead and plated railing on the observation car deck finish off this very special train.

T H E A

SET INCLUDES:

- 4-6-2 Pacific locomotive and tender, heavyweight combination car, two heavyweight coaches and heavyweight observation car

LOCOMOTIVE FEATURES:

- TrainMaster Command Control equipped—able to run in Command Control Mode or in Conventional Transformer Control Mode
- RailSounds sound system with CrewTalk communication, TowerCom announcement and DynaChuff synchronized chuffing
- Odyssey System for speed control
- Wireless Tether connection between locomotive and tender
- Operating headlight
- Operating marker lights on locomotive and tender
- ElectroCoupler on rear of tender
- High-torque Pittman® motor with momentum flywheel
- Two traction tires
- Fan-driven smoke unit
- Die-cast metal locomotive body, frame and trucks
- Die-cast metal tender body and trucks
- Separately applied metal details
- Accurate, separately applied builder's plates
- Authentically detailed cab interior
- Glowing firebox in cab
- "Glass" in cab windows
- Engineer and fireman figures

HEAVYWEIGHT PASSENGER CARS FEATURE:

- Die-cast metal trucks and operating couplers
- Metal frames
- Durable painted bodies
- Authentically detailed interiors
- Interior lighting with ON/OFF control
- Opening doors
- Passenger figures
- Flexible diaphragms between cars
- Lighted drumhead on observation car
- Minimum Radius: 0-54
- Set length: 98"

(6-31704) \$1399.95

NEW!



ALTON LIMITED





Standard Gauge Tinplate Commodore Vanderbilt

In 1934, New York Central Hudson #5344 was fitted with a sheet metal shroud and became the first streamlined locomotive in America, dubbed the Commodore Vanderbilt. Almost immediately the locomotive's futuristic design made it a popular prototype for toy train and model makers. In 2002, the Commodore Vanderbilt returns to the rails. The locomotive is built from tough die-cast metal and features TrainMaster Command Control and the RailSounds sound system. The tinplate metal Pullman passenger cars have detailed lighted interiors with removable roofs for easy access.

SET INCLUDES:

- Commodore Vanderbilt locomotive and tender, Pullman heavyweight combination car, Pullman heavyweight coach and Pullman heavyweight observation car

LOCOMOTIVE FEATURES:


- TrainMaster Command Control equipped—able to run in Command Control Mode or in Conventional Transformer Control Mode
- RailSounds sound system with CrewTalk communication, TowerCom announcement and DynaChuff synchronized chuffing
- Operating headlight
- Metal Standard Gauge couplers
- Dual high-torque Pittman® motors
- Fan-driven smoke unit
- Die-cast metal locomotive body and frame
- Tinplate metal tender frame, trucks and body
- Separately applied metal handrails
- Detailed cab interior
- Glowing firebox in cab

PASSENGER CARS FEATURE:

- Tinplate metal frames, trucks and bodies
- Metal Standard Gauge couplers
- Authentically detailed interiors
- Lighted interiors
- Lighted drumhead on observation car
- Opening doors
- Removable roofs for interior access

- Standard Gauge
- Length: Approx. 8'

(6-13008) \$1799.95



STANDARD GAUGE TRAIN SETS



STANDARD GAUGE TRAIN SETS



Standard Gauge Tinplate Hiawatha

In 1935, the Milwaukee Road introduced an all-new streamlined passenger train capable of both dizzying speeds and luxurious service. The railroad dubbed this fast and fantastic train the Hiawatha. Relive the days when this colorful engine shot over the Twin Cities-Chicago run like the swiftest arrow. Imagine relaxing in the Tip-Top-Tap while the world outside whizzed by at over 100 miles an hour. Two powerful Pittman[®] motors power the shrouded 4-6-4 locomotive. Open the hinged roofs of the finely finished cars and see the intricately detailed, lighted interiors. For additional action, this set offers TrainMaster Command Control and the RailSounds sound system.

SET INCLUDES:

- Hiawatha steam locomotive and tender, Tip-Top-Tap/express car, coach car, diner car and beaver tail observation car

LOCOMOTIVE FEATURES:

- TrainMaster Command Control equipped—able to run in Command Control Mode or in Conventional Transformer Control Mode
- RailSounds sound system with CrewFalk communication, TowerCom announcement and DynaChuff synchronized chuffing
- Operating headlight and operating marker lights
- Metal Standard Gauge couplers
- Dual high-torque Pittman[®] motors
- Fan-driven smoke unit
- Die-cast metal locomotive frame
- Tinplate and die-cast metal body with removable cowl that attaches via magnet
- Tinplate metal tender frame, trucks and body
- Metal stoker auger detail in tender
- Separately applied metal handrails
- Detailed cab interior
- Glowing firebox in cab

PASSENGER CARS FEATURE:

- Tinplate metal frames, trucks and bodies
- Metal Standard Gauge couplers
- Authentically detailed interiors
- Lighted interiors
- Opening doors
- Hinged roofs for interior access
- Standard Gauge
- Length: 11" 7 1/2"

(6-13004) \$2199.95




Removable streamlined cowling reveals boiler front beneath



Realistic cab detailing and decoration



Hinged roofs allow access to detailed interiors







NEW!



2-8-4 Berkshire and 4-6-2 Pacific Steam Locomotives

Each of these locomotives is high-featured and value-priced. The 2-8-4 Berkshire and 4-6-2 Pacific locomotives offer the best detail of any semi-scale O gauge locomotive ever produced. All feature die-cast metal construction, realistic smoke and the exciting RailSounds sound system. The Lionel Lines 4-6-2 Pacific offers the additional benefits of the TrainMaster Command Control system.

2-8-4 BERKSHIRE LOCOMOTIVES FEATURE:

- Transformer controlled forward, neutral and reverse operation
- RailSounds sound system with steam sounds, synchronized chuffing, crew announcement, brake squeal and bell
- Operating headlight
- Operating coupler on rear of tender
- Maintenance-free powerful motor with momentum flywheel
- Two traction tires
- Puffing smoke unit
- Die-cast metal locomotive, tender body and trucks
- Minimum Radius: 0-27
- Length: 19 1/2"

(6-28616) Nickel Plate Road \$229.95

(6-28617) Southern \$229.95

LIONEL LINES 4-6-2 PACIFIC LOCOMOTIVE FEATURES:

- TrainMaster Command Control equipped—able to run in Command Control Mode or in Conventional Transformer Control Mode
- RailSounds sound system with CrewTalk communication and TowerCom announcement
- Directional lighting including operating headlight and back-up light on rear of tender
- ElectroCoupler on rear of tender
- Maintenance-free powerful motor with momentum flywheel
- Two traction tires
- Puffing smoke unit
- Variable ashpan glow
- Die-cast metal locomotive, tender body and trucks
- Minimum Radius: 0-27
- Length: 19 3/4"

(6-38062) \$349.95



Nickel Plate Road and Southern Caboosees

These cabooses are the ideal complement to the 2-8-4 Berkshire locomotives. Both feature bright interior lighting.

FEATURES:

- Durable construction
- Die-cast metal trucks
- Operating couplers
- Interior lighting
- Minimum Radius: 0-27
- Length: 7 1/8"

(6-26568) Nickel Plate Road \$34.95

(6-26569) Southern \$34.95



LION MASTER

LionMaster Pennsylvania T-1 Duplex and LionMaster Challengers

The Lionel LionMaster series brings the giants of the rails to layouts with tight O-31 curves. LionMaster locomotives are fully featured with a level of detailing, including many separately applied parts, unsurpassed by any other line of semi-scale sized locomotives. Great care is taken when designing the proportions of each LionMaster locomotive to ensure that they look correct and run well. For 2002, the LionMaster Challenger is back in three new liveries along with the legendary Pennsylvania T-1 Duplex. In 2003, the N&W Class A joins the LionMaster line. See page 65 for details.

FEATURES:

- TrainMaster Command Control equipped—able to run in Command Control Mode or in Conventional Transformer Control Mode
- RailSounds sound system with CrewTalk communication, TowerCom announcement and DynaChuff synchronized chuffing
- Odyssey System for speed control
- Wireless Tether connection between locomotive and tender
- Directional lighting including operating headlight, operating marker lights and back-up light on rear of tender
- ElectroCoupler on rear of tender
- Dual maintenance-free powerful motors with momentum flywheels
- Four traction tires
- Fan-driven smoke unit
- Die-cast metal locomotive body, pilot and trucks
- Die-cast metal tender body and trucks
- Separately applied metal details
- Accurate, separately applied builder's plates
- Authentically detailed cab interior
- Variable ashpan glow
- "Glass" in cab windows
- Engineer and fireman figures
- Minimum Radius: O-31
- Length: Pennsylvania T-1 Duplex: 27"
Challengers: 27 3/4"



- (6-38020) Pennsylvania T-1 Duplex \$699.95
 (6-38021) Western Pacific Challenger \$799.95
 (6-38022) Western Maryland Challenger \$799.95
 (6-38023) Union Pacific Challenger \$799.95



Dreyfuss Hudson

In the late 1930s, famed designer Henry Dreyfuss received possibly his greatest challenge from the New York Central Railroad—merge the sleek aerodynamic form of an airplane with the utilitarian hard edges of a steam locomotive. Refining concepts from the earlier Commodore Vanderbilt locomotive, Dreyfuss gave the world an art deco icon—the Dreyfuss J3a Hudson. Christened in 1938, this sleek new streamlined locomotive led the famed 20th Century Limited, which sped passengers between New York and Chicago in 16 hours, the fastest regular service of the time.

A set of 20th Century Limited aluminum passenger cars is available on pages 40-41. These cars feature detailed, lighted interiors and are perfectly matched for passenger service behind our fully featured, scale-sized Dreyfuss Hudson.

FEATURES:


- TrainMaster Command Control equipped—able to run in Command Control Mode or in Conventional Transformer Control Mode
- RailSounds sound system with CrewTalk communication, TowerCom announcement and DynaChuff synchronized chuffing
- Odyssey System for speed control
- Wireless Tether connection between locomotive and tender
- Directional lighting including an operating headlight and back-up light on rear of tender
- ElectroCoupler on rear of tender
- Scale drop front coupler with removable pilot cover and interchangeable O gauge coupler
- High-torque Pittman® motor with momentum flywheel
- Magne-Traction track gripping system
- Two traction tires
- Prototypical, lighted Scullin disc drivers
- Puffing smoke unit
- Die-cast metal locomotive body, frame and trucks
- Die-cast metal tender body and trucks
- Separately applied metal details
- Opening coal bunker hatches on tender
- Accurate, separately applied builder's plates and trust plates
- Authentically detailed cab interior
- Variable ashpan glow
- Lighted cab interior
- "Glass" in cab windows
- Engineer and fireman figures
- Minimum Radius: 0-54
- Length: 24"

(6-28084) \$1049.95



See page 40 for the New York Central 20th Century Limited Aluminum Passenger Car 6-Pack.





Union Pacific 2-8-8-2 Steam Locomotive

As World War II raged, many railroads suffered from motive power shortages as wartime rail traffic reached unprecedented levels. Near the end of the war, even the mighty Union Pacific needed some extra help. The railroad purchased five Y-3 2-8-8-2 Mallet steamers, built in 1919, from the Norfolk & Western. Despite their age, the 2-8-8-2s performed admirably on the Wyoming Division as helpers and freight haulers. The scale-sized Lionel Union Pacific 2-8-8-2 includes many separately applied details, especially on the boiler front, which are true to the prototype. The locomotive features realistic articulation and its RailSounds sound system is specifically designed to replicate the sounds of a compound articulated steam locomotive.

FEATURES:

- TrainMaster Command Control equipped—able to run in Command Control Mode or in Conventional Transformer Control Mode
- RailSounds sound system with CrewTalk communication, TowerCom announcement and DynaChuff synchronized chuffing
- Odyssey System for speed control
- Wireless Tether connection between locomotive and tender
- Directional lighting including operating headlight, operating back-up light on rear of tender and operating marker lights
- ElectroCoupler on rear of tender
- Scale front coupler with interchangeable O gauge coupler
- High-torque Pittman® motor with momentum flywheel
- Four traction tires
- Spoked front pilot wheels
- Fan-driven smoke unit
- Die-cast metal locomotive body, pilot and trucks
- Die-cast metal tender body and trucks
- Separately applied metal details
- Accurate, separately applied builder's plates
- Variable ashpan glow
- Authentically detailed cab interior
- Flickering firebox in cab
- Lighted cab interior
- "Glass" in cab windows
- Engineer and fireman figures
- Minimum Radius: O-72
- Length: 28"

(6-38065) \$1499.95



DIESEL LOCOMOTIVES

Santa Fe RS-3 and Conrail U36B Diesel Locomotives

Each of these "growlers" are authentically painted in two classic railroad liveries—Conrail "big blue" and the Santa Fe "zebra stripes." Realistic diesel horns, dual operating couplers and a bright headlight round out these tough freighters. The Conrail U36B features the added strength of a metal frame and handrails.

SANTA FE RS-3 AND CONRAIL U36B FEATURE:

- Transformer controlled forward, neutral and reverse operation
- Operating diesel horn
- Operating headlights
- Two operating couplers
- Maintenance-free powerful motor
- Two traction tires
- Metal frame and handrails (Conrail U36B only)
- Durable painted body
- Interior lighting
- Minimum Radius: 0-27
- Length: Santa Fe RS-3: 14 1/2"
Conrail U36B: 14"

(6-28832) Santa Fe RS-3 \$79.95
(6-28831) Conrail U36B \$129.95

Rock Island GP-7 Diesel Locomotive

This rugged GP-7, fully equipped with the TrainMaster Command Control system and the RailSounds sound system, is now available at a new low price. Even freighters looked good on the "Route of the Rockets". Our GP-7 is accurately painted in the "Wings" livery of the Chicago, Rock Island & Pacific. Its prime mover is the classic Lionel combination of a powerful Pullmor motor and the legendary Magne-Traction track-gripping system.

FEATURES:

- TrainMaster Command Control equipped—able to run in Command Control Mode or in Conventional Transformer Control Mode
- RailSounds sound system with CrewTalk communication and TowerCom announcements
- Directional lighting including operating headlights
- Two ElectroCouplers
- Powerful Pullmor motor
- Magne-Traction track gripping system
- Die-cast metal trucks, fuel tank and pilots
- Metal frame and handrails
- Durable, painted body
- Separately applied grab irons
- Operating strobe light
- Minimum Radius: 0-31
- Length: 14"

(6-28536) \$299.95

**NEW!
LOWER
PRICE**

RS-11 Diesel Locomotives

The American Locomotive Company produced 356 RS-11 locomotives from the late 1950s to the early 1960s, each producing an impressive 1800 horsepower. The Lionel RS-11s feature the smooth pulling power of two Odyssey System controlled motors with momentum flywheels. Both models are prototypically painted including accurate warning stencils. Each scale-sized locomotive is equipped with the TrainMaster Command Control system and the RailSounds sound system for the ultimate model railroading experience.



FEATURES:

- TrainMaster Command Control equipped—able to run in Command Control Mode or in Conventional Transformer Control Mode
- RailSounds sound system with CrewTalk communication and TowerCom announcements
- Odyssey System for speed control
- Directional lighting including LED headlights and operating marker lights
- Two ElectroCouplers
- Dual maintenance-free powerful motors with momentum flywheels
- Four traction tires
- Fan-driven smoke unit
- Die-cast metal trucks, fuel tank and pilots
- Metal frame
- Durable painted body
- Separately applied metal details
- Lighted number boards
- Lighted cab interior
- Engineer figures
- Minimum Radius: 0-31
- Length: 14"

(6-28521) Southern Pacific \$399.95

(6-28522) Missouri Pacific \$399.95

ALCo S-2 and S-4 Diesel Switchers

The American Locomotive Company's famous low hood switchers were built at the Schenectady Works from 1940 to 1960. They spent most of their careers classifying freight for Class I railroads, but occasionally ventured out onto the mainline to power locals or to switch passenger trains at stations. Though most of these switchers have met the scrapper's torch, some still survive today after a half century of service, growling away on shortlines and industrial rails. The all-new, fully featured Lionel ALCo S-2 and S-4 switchers offer prototypical paint schemes, authentic engine sounds from the RailSounds sound system, and the power of the TrainMaster Command Control system.

Dash 8 Diesel Locomotives

General Electric's Dash 8 series diesel locomotives see service in both modern freight and passenger operations. The Amtrak Dash 8-32BWH is a 3200 horsepower version built specifically for that road's passenger fleet. The Lionel Amtrak Dash 8 is the perfect choice to pull a set of Lionel Amtrak Superliners found on page 38. The Burlington Northern and Santa Fe version shines in the Heritage II livery, a salute to the railroad's Great Northern roots. The dual motored, TMCC-equipped Lionel BNSF Dash 8 is perfectly matched to pull the Lionel BNSF Bathtub Gondolas found on page 46. Both Dash 8s are available in two road numbers. Double-heading locomotives is a smooth operation with the Odyssey System for speed control.

EACH DIESEL LOCOMOTIVE ON PAGES 30-31 FEATURES:

- TrainMaster Command Control equipped—able to run in Command Control Mode or in Conventional Transformer Control Mode
- RailSounds sound system with CrewTalk communication and TowerCom announcements
- Odyssey System for speed control
- Directional lighting including operating headlights
- Two ElectroCouplers
- Maintenance-free powerful motor with momentum flywheel (Dash 8s have dual motors with momentum flywheels)
- Four traction tires
- Fan-driven smoke unit
- Die-cast metal trucks, pilots and fuel tank
- Metal frame
- Durable painted body
- Separately applied metal details
- Lighted number boards
- Operating ditch lights (Dash 8s only)
- Lighted cab interior
- Engineer figures
- Minimum Radius: O-31
- Length: ALCo S-2 and S-4: 12 1/4"
Dash 8: 17 1/2"



NEW!



NEW!




NEW!



NEW!

(6-18290) Amtrak Dash 8 #509 \$399.95
 (6-28213) Amtrak Dash 8 #516 \$399.95

NEW CAB
 NUMBERS



See page 38

(6-18291) BNSF Dash 8 #580 \$399.95
 (6-28214) BNSF Dash 8 #582 \$399.95



See page 46

GP-30 Diesel Locomotives

Since its introduction in 1961, the GP-30 has become one of the most famous models of second-generation General Motors diesel power. The Lionel GP-30 is an all-new 2002 design. It features many separately applied metal parts such as fan hoods and louver screens. The accurately detailed, die-cast metal Blomberg trucks feature separate leaf spring and housing assemblies. Each scale-sized Lionel GP-30 is now offered in two numbers per road name. With TrainMaster Command Control and the Odyssey System for speed control, double-heading freight consists is a smooth and hassle-free operation.

U30C and SD-40-2 Diesel Locomotives

General Electric's "U boats" and General Motors' SD-40's were once ubiquitous on America's railroads. The bright Chessie System livery was seen on the toughest grades in Appalachian coal country, while each of our SD-40's honor the patriotism of two of North America's major railroads. Each scale-sized diesel features prototypical paint schemes with accurate and readable stencils. All have the dual motored power to pull long consists of O gauge freight.

EACH DIESEL LOCOMOTIVE ON PAGES 32-33 FEATURES:

- TrainMaster Command Control equipped—able to run in Command Control Mode or in Conventional Transformer Control Mode
- RailSounds sound system with CrewTalk communication and TowerCom announcements
- Odyssey System for speed control
- Directional lighting including LED headlights and operating marker lights
- Two ElectroCouplers
- Dual maintenance-free powerful motors with momentum flywheels
- Four traction tires
- Fan-driven smoke unit
- Die-cast metal pilots, trucks and fuel tank
- Metal frame
- Durable painted body
- Separately applied metal details
- Lighted number boards
- Lighted cab interior
- Opening cab doors
- Engineer figures
- Minimum Radius: 0-31
- Length: GP-30: 15"
U30C: 18"
SD-40-2: 17 1/2"

**NEW CAB
NUMBERS**



(6-28815) Baltimore & Ohio GP-30 #6935 \$399.95
(6-28215) Baltimore & Ohio GP-30 #6939 \$399.95



(6-28817) Reading GP-30 #5513 \$399.95
(6-28216) Reading GP-30 #5518 \$399.95



(6-28819) Rio Grande GP-30 #3013 \$399.95
(6-28217) Rio Grande GP-30 #3020 \$399.95

(6-18292) Chessie System U30C \$429.95



(6-18298) Union Pacific Desert Victory SD-40-2 \$429.95



(6-18299) CP Rail System SD-40-2 \$429.95



SD-80MAC Diesel Locomotives

Whether hauling extra-long strings of bathtub gondolas or the lightning-striped passenger varnish of an intriguing look at what could have been, the Lionel SD-80MAC diesels can handle it all. Each scale-sized locomotive features dual-motored power coupled with the smoothness of the Odyssey System for speed control. Our tribute to this 5000 horsepower EMD giant is available in two prototypical liveries: Conrail and CSX. The Lionel SD-80MAC is also available in a very special paint scheme born of the question—What if the New York Central had survived into the era of modern day railroading? Along with a matching set of Lionel Superliners, the New York Central SD-80MAC creates one of the most unique trains in O gauge.

EACH DIESEL LOCOMOTIVE ON PAGES 34-35

FEATURES:

- TrainMaster Command Control equipped—able to run in Command Control Mode or in Conventional Transformer Control Mode
- RailSounds sound system with CrewTalk communication and TowerCom announcements
- Odyssey System for speed control
- Directional lighting including operating LED headlights and operating marker lights
- Two ElectroCouplers (Four on E-5 and E-6 A-A sets)
- Dual maintenance-free powerful motors with momentum flywheels
- Four traction tires
- Fan-driven smoke unit (E-5 and E-6 A-A sets include a fan-driven smoke unit in both the powered and non-powered A-units)
- Die-cast metal pilots, trucks and fuel tank
- Metal frame
- Durable painted body
- Separately applied metal details
- Operating ditch lights (SD-80MACs only)
- Lighted cab interior
- Engineer figures
- Opening cab doors
- Opening cab windows (SD-80MACs only)
- Minimum Radius: 0-31
- Length: SD-80MACs: 19 1/2"
- E-5 and E-6 A-A sets: 34"

- (6-18295) Conrail SD-80MAC \$429.95
- (6-18296) CSX SD-80MAC \$429.95
- (6-18297) New York Central SD-80MAC \$429.95



See page 46



See page 38

Burlington E-5 A-A and Southern E-6 A-A

Essentially the Burlington E-5 did not differ from the rest of EMD's model E-6 diesels. However, there was no mistaking the shimmering silver locomotives that headed one of the most famous families of streamlined trains through the west—the *Zephyrs*. The Southern E-6 as well saw distinguished passenger service during the age of the streamliners pulling the premier trains of Dixie, such as *The Southerner*. Each scale-sized TMCC-equipped set is ready for the finest Lionel passenger varnishes powered by dual Odyssey System controlled motors. Each set includes one powered and one non-powered A-unit.

- (6-14547) Burlington E-5 A-A \$649.95
- (6-14544) Southern E-6 A-A \$649.95



Phantom Locomotive and Passenger Cars

By the 1920s, the automobile was steadily growing in popularity as a means of transporting passengers and hauling freight. It was clear that this revolution would threaten the railroad industry.

In Pratt's Hollow, Missouri, a clandestine group of professional railroad designers secretly collaborated to develop a modern locomotive that would triumph over the automobile by employing many new technologies in the design of railroad equipment. To the Pratt's Hollow group, efficiency was paramount in competing with the auto industry, but not at the expense of style. Until the designs were completed and patented, these new ideas were carefully guarded from public knowledge. Unfortunately, this never happened.

Had the Pratt's Hollow tale been true, who knows what would've been whooshing down the rails today. The Phantom passenger cars and Phantom III locomotive all include eerie interior illumination. The Phantom III, like the previous Phantom and Phantom II, features unique sound effects specially designed for these fantastical locomotives.

PHANTOM III

- TrainMaster Command Control equipped—able to run in both Command Control Mode or in Conventional Transformer Control Mode
- RailSounds sound system with eerie "Phantom" locomotive sounds
- Directional lighting including operating headlights
- Powerful Pullmor motor
- Magne-Traction track gripping system
- Two traction tires
- Metal frame
- Metal trucks with durable streamlined skirting
- ElectroCoupler on rear
- Durable painted body
- Interior lighting
- Minimum Radius: 0-31
- Length: 14"

(6-18516) \$349.95

PHANTOM PASSENGER CAR 4-PACKS


- Metal trucks with durable streamlined skirting
- Die-cast metal operating couplers
- Metal frames
- Durable painted bodies
- Interior lighting
- Minimum Radius: 0-31
- Length: Single car: 14 1/8"
Set: 56 1/2"

(6-15507) Phantom III Passenger Car 4-Pack \$349.95

(6-15512) Phantom II Passenger Car 4-Pack \$349.95

The Phantom II Passenger Car 4-Pack is the perfect complement to the Phantom II locomotive (6-18859), offered in the Lionel 1999 Preview Catalog.





(6-15512) Phantom II Passenger Car 4-Pack

(6-18516) Phantom III Locomotive and (6-15507) Phantom III Passenger Car 4-Pack

PASSENGER CARS

Superliners

Ever since the original "high levels" went to work with the famous Santa Fe trains of the 1950s, Superliners have played a major role in passenger service. Amtrak would eventually adopt these towering cars, mainly using them for long distance consists west of Chicago.

The Lionel Superliners are rich in detail, inside and out. The extruded aluminum bodies feature lighted number boards and brake indicators, separately applied window frames and accurate warning stencils. A selection switch allows for customized control of each car's red warning lights. The die-cast metal sprung trucks feature rotating bearing caps, just like the real thing. Peer inside, and you will find the most meticulously detailed passenger car interiors in O gauge. Each seat is separately applied with reclining button and ashtray details. Every aspect of the Lionel Superliners honors the prototype.

Superliners are available in Santa Fe, Amtrak or a special "What If" New York Central livery.

FEATURES:

- Die-cast metal sprung trucks with hidden uncoupling tab and rotating bearing caps
- Die-cast metal realistic operating couplers
- Metal frames
- Extruded aluminum bodies
- Authentically detailed interiors
- Interior lighting
- Selectable red warning lights on each end
- Passenger figures
- Operating metal and cloth diaphragms between cars
- Minimum Radius: 0-42
- Length: Single Car: 19 1/4"
Set: Approx. 77"

(6-39124) Amtrak Superliner 4-Pack \$499.95
(6-39129) Santa Fe Superliner 4-Pack \$499.95
(6-15300) New York Central Superliner 4-Pack \$499.95


NEW!



Cut-away model showing detailed Superliner interiors



Amtrak Dash 8 found on page 31



New York Central SD-80 found on page 34

PASSENGER CARS

Heavyweight StationSounds Diners

Imagine the conductor studying his pocket watch before proclaiming "All aboard!" The StationSounds diners bring the added realism of arrival and departure messages, boarding calls and even en route announcements. The Heavyweight StationSounds Diners perfectly match their appropriate sets inside and out. Each car also includes authentically detailed dining areas and passenger figures.

FEATURES:

- StationSounds sound system
- Die-cast metal trucks and operating couplers
- Metal frame
- Durable, painted body
- Authentically detailed interiors
- Passenger figures
- Interior lighting
- Flexible diaphragms
- Opening doors
- Minimum Radius: 0-54
- Length: 19"

(6-15405) 50th Anniversary Set Diner "Hillside" \$269.95

(6-15406) Blue Comet Diner "Giacobini" \$269.95



Perfect addition to your Dreyfuss Hudson



Perfect addition to your N & WJ Class



Perfect addition to your Pennsylvania K-4 or T-1





Aluminum Passenger Car 6-Packs

Coupled with locomotives such as the Lionel N & W J Class or the Pennsylvania K-4 and T-1, these Aluminum Passenger Car 6-Packs recreate some of America's most famous passenger trains. The New York Central 6-Pack coupled with the Dreyfuss Hudson (see page 26) creates the renowned 1938 20th Century Limited. Inside of each authentically painted, extruded aluminum body is a fully detailed, lighted interior with passenger figures.

FEATURES:

- Die-cast metal trucks and operating couplers
- Metal frames
- Extruded aluminum bodies
- Authentically detailed interiors
- Passenger figures
- Interior lighting
- Minimum Radius: 0-31
- Length: Single car: 15"
- Set: Approx. 90"

- (6-15326) New York Central 20th Century Limited \$649.95
- (6-15333) Norfolk & Western Powhatan Arrow \$649.95
- (6-15340) Pennsylvania South Wind \$649.95



See page 26



STANDARD O ROLLING STOCK

Standard O Rolling Stock

Lionel Standard O rolling stock is scale-sized and inspired by the designs of freight car companies like ACF and Johnstown America. Each car is loaded with sharply engraved and separately applied details. Even the tiny type of warning stencils is crisp and clear. From favorites such as 3-bay hoppers and unibody tank cars, to more recent additions such as our cabooses with detailed interiors and the all-new TankTrain tank cars, every piece of Lionel Standard O rolling stock is built tough to ride the rails for generations.

STANDARD O ROLLING STOCK FEATURES:

- Die-cast metal sprung trucks and operating couplers
- Durable, painted bodies
- Metal brake wheels

Great Northern 3-Bay ACF Hopper

- Minimum Radius: O-27
- Length: 11 1/2"

Coal Hoppers

FEATURES:

- Removable coal load
- Opening unloading doors
- Minimum Radius: O-27
- Length: 12 3/8"

Unibody Tank Cars

FEATURES:

- Die-cast metal top platforms, frame ends and air cylinders
- Metal handrails, ladders and warning placards
- Minimum Radius: O-31
- Length: 11 1/8"

ACF 40 Ton Stock Cars

The Lionel ACF 40 Ton Stock Cars are back in two new liveries. These stock cars are rich in detail including separately applied, metal hand brake chains, ladders, brake rigging and placards. The opening doors reveal four removable, detailed cow figures. For a more prototypical look, the stock cars ride on die-cast metal sprung trucks featuring realistic operating couplers without a hanging "trigger disc."

FEATURES:

- Opening doors
- Four detailed cow figures
- Minimum Radius: O-31
- Length: 10 1/2"

(6-17174) Great Northern \$44.95




(6-17179) Indianapolis Power and Light \$54.95



(6-17180) Rock Island \$54.95

(6-17704) Baltimore & Ohio \$54.95



(6-17924) Safety Kleen \$54.95



(6-17925) Beefmaster \$54.95



(6-17705) Chicago, Burlington & Quincy \$54.95

Removable cow figures ride securely inside of the stock car



STANDARD O ROLLING STOCK


Extended Vision Caboosees and Bay Window Caboosees

Steel-sided extended vision and bay window caboosees were two of the most widespread way car designs during the last half of the twentieth century. They saw freight duty in every region of the country. For 2002, we offer nine new liveries for our popular extended vision and bay window caboosees. Each offers a detailed, painted interior with lighting, figures and an operating smoke unit. All of these caboosees include die-cast metal sprung trucks and operating couplers.

FEATURES:

- Die-cast metal sprung trucks
- Die-cast metal operating couplers
- Durable painted body
- Operating smoke unit
- Authentically detailed interior
- Conductor and train crew figures
- Lighted interior
- Opening doors
- Separately applied metal parts
- Removable cupola on extended vision caboosees
- Minimum Radius: O-31
- Length: 10 1/8"

(6-17638) Rock Island Extended Vision Caboose \$79.95



(6-17641) Soo Line Extended Vision Caboose \$79.95



(6-17646) Union Pacific Bay Window Caboose \$79.95



STANDARD O ROLLING STOCK

(6-17639) Chessie System Extended Vision Caboose \$79.95



(6-17643) Nickel Plate Road Bay Window Caboose \$79.95



(6-17640) CP Rail Extended Vision Caboose \$79.95




(6-17644) Erie Bay Window Caboose \$79.95



(6-17642) Conrail Bay Window Caboose \$79.95



(6-17645) Norfolk & Western Bay Window Caboose \$79.95



STANDARD O ROLLING STOCK

All rolling stock on pages 46-47 features:

- Die-cast metal sprung trucks and operating couplers
- Durable painted bodies
- Metal brake wheels

Lionel Bathtub Gondolas

All Lionel Bathtub Gondolas feature the revolutionary rotary coupler (patent pending) which allows the cars to perform in O gauge the same way that they perform in real life. When used with the Lionel Rotary Coal Tipple, the entire coal train can be unloaded without uncoupling the cars. (Coal Tipple Coal Pack required. See page 97.) The single Lionel Lines Bathtub Gondola features dual rotary couplers. Each 3-Pack includes one dual rotary coupler car and two single rotary coupler cars in prototypical paint schemes. The Conrail cars are the perfect match to the Conrail SD-80 offered on page 34, while the BNSF cars are a great consist for the BNSF Dash 8 40B on page 31.

- Minimum Radius: O-31
- Length: Single Car: 11 3/4"
3-Pack: Approx. 35 1/4"

(6-17185) Lionel Lines Bathtub Gondola \$49.95
 (6-17429) Conrail Bathtub Gondola 3-Pack \$149.95
 (6-17433) BNSF Bathtub Gondola 3-Pack \$149.95



See page 97 for the Coal Tipple Coal Pack required to run the Lionel Rotary Coal Tipple



See page 34



See page 31



TankTrain Tank Cars

For 2002, Lionel offers an O gauge first, scale-sized TankTrain tank cars including interconnecting hoses. Designed in the late 1970s, the TankTrain system provided a faster, more economical way to load and unload unit trains of tank cars. Strings of these cars were connected via hoses and valves. Rather than unload each car individually, a crew could unload the entire string from one end of the train. These cars became very popular with petroleum haulers, such as Canadian National. In the tradition of our other new scale-sized rolling stock, these tank cars feature prototypical detailing and paint schemes including accurate, readable stencils. The Lionel TankTrain Tank Cars all feature many separately applied metal details and flexible hoses between the cars. The GATX TankTrain 3-Pack includes one A-end car, one intermediate car and one B-end car with a flashing End-of-Train-Device. Don't miss the exciting Canadian National Dash 9 TankTrain Set on page 14.

- Minimum Radius: O-31
- Length: Single car: Approx. 15 3/4"
3-Pack: Approx. 47 1/4"



See page 14

- (6-19638) Canadian National TankTrain Tank Car \$59.95
- (6-19637) GATX TankTrain Tank Car \$59.95
- (6-19639) GATX TankTrain 3-Pack \$179.95

NEW!



NEW!



NEW!



A-end TankTrain tank car

Intermediate TankTrain tank car

B-end TankTrain tank car with operating ETD

TRADITIONAL ROLLING STOCK

Rolling Stock

Each of these four cars provides a colorful addition to a Lionel train set or any of our O-27 locomotives such as the Southern Berkshire on page 22 and the Santa Fe RS-3 on page 28. All of these freight cars include operating couplers and are designed to negotiate curves of O-27 or larger.

TANK CAR, HOPPER, BOXCAR AND FLAT CAR FEATURE:

- Durable painted bodies
- Operating couplers
- Metal brake wheels
- Metal handrails on tank car
- Opening doors on boxcar
- Minimum Radius: 0-27
- Average Length: 10"

Icebreaker Tunnel Cars

Some of the most ingenious men in railroading were those of the Maintenance of Way Department. They turned worn out freight cars into valuable tools that kept the line clear. On railroads with cold winters, ice was a major concern. A falling icicle could smash through a dome car or shatter a locomotive windshield. Icebreaker Tunnel Cars were built to prevent such accidents by knocking the icicles from tunnel roofs.

Teddy Bear Centennial Boxcar

This boxcar celebrates the 100th birthday of the lovable American icon, the teddy bear. Originally meant to honor the great Theodore "Teddy" Roosevelt, the teddy bear has remained a staple of American childhood almost as long as Lionel electric trains.

Mint Cars

Each of these mint cars carries a shimmering gold load around the rails. One comes from the icy mines of the Klondike; the other continues our Federal Reserve series with the logo of the Federal Reserve Bank of St. Louis.

ICEBREAKER TUNNEL CARS, TEDDY BEAR CENTENNIAL BOXCAR AND MINT CARS FEATURE:

- Die-cast metal sprung trucks and operating couplers
- Metal frame on boxcar and mint cars
- Durable painted bodies
- Opening doors on boxcars
- Metal brake wheels
- Minimum Radius: 0-27
- Average Length: 10"

(6-26144) Chessie System Single Dome Tank Car \$24.95



(6-16469) Baltimore & Ohio Hopper \$24.95



(6-36264) Santa Fe Boxcar \$24.95



(6-26056) Southern Flatcar with bulkheads \$24.95



(6-36244) Teddy Bear Centennial Boxcar \$44.95



(6-16463) Rio Grande Icebreaker Tunnel Car \$44.95



(6-19682) Alaska Railroad Mint Car \$54.95




NEW!

(6-16464) New York Central Icebreaker Tunnel Car \$44.95



NEW!



(6-19679) St. Louis Federal Reserve Mint Car \$54.95

TRADITIONAL ROLLING STOCK

ALL ROLLING STOCK ON PAGES 50-51 FEATURES:

- Die-cast metal sprung trucks and operating couplers
- Metal frames on boxcars and stockcar
- Durable, painted bodies
- Opening doors on boxcars and stock car
- Metal brake wheels

Conrail Well Car

Equipped with sturdy frames and six-wheel trucks, well cars are capable of hauling massive loads. The Lionel Conrail Well Car includes a removable industrial diesel engine load.

- Minimum Radius: 0-31
- Length: 14 1/2"

(6-26028) \$54.95

New York Central Stock Car with Cattle Sounds

Hold your nose and listen for the realistic "mooing" of the cattle as this car rolls by. Quiet the cows with the convenient on/off switch hidden beneath the car. The stock car is decked out in the Century green livery and cigar band logo of the New York Central. (Nine-volt battery required, not included.)

- Minimum Radius: 0-27
- Length: 11 1/8"


(6-26795) \$59.95

Airex Boat Loader

This boat loader celebrates the classic tackle company, Airex. Four removable, painted boats ride on the metal superstructure.

- Minimum Radius: 0-27
- Length: 10 1/2"

(6-29413) \$59.95



6464 Archive Boxcar 3-Pack

The 6464 Archive Boxcar series offers cars that were designed and assigned 6464 numbers, but were never produced...until now. This next 3-Pack installment features the 6464-550 Monon, 6464-575 Tidewater Southern and 6464-600 Southern Pacific.

- Minimum Radius: 0-27
- Length: 10 1/4"

(6-39223) \$114.95




Alien Suspension Car

Are we alone in the universe? Here is your chance to find out. Recently retrieved from an undisclosed crash site, these specimens are bound for a top-secret research facility. The two alien beings appear to "float" inside the car! For even more extraterrestrial fun, the Alien Suspension Car can be added to the Area 51 Alien Recovery Train Set found on page 6.

FEATURES:

- Metal frame
- Two alien figures
- Minimum Radius: 0-27
- Length: 10 1/4"

(6-19681) \$54.95



Southern Pacific Flatcars and Maxi-Stack

The Southern Pacific was one of the pioneers of modern intermodal transport. They worked extensively with shipping giants such as SeaLand to develop efficient and innovative ways to haul container freight. The Southern Pacific Maxi-Stack features realistic articulation and removable containers. The matching Southern Pacific flatcars (sold separately) feature die-cast metal tractors and trailer frames in the SP's Pacific Motor Transport livery.

SOUTHERN PACIFIC FLATCARS

- Minimum Radius: 0-27
- Length: 10 1/2"

(6-26057) Southern Pacific Flatcar with tractors \$49.95

(6-26058) Southern Pacific Flatcar with trailer frames \$49.95

SOUTHERN PACIFIC MAXI-STACK

- Minimum Radius: 0-31
- Length: 26 1/4"

(6-36937) Southern Pacific Maxi-Stack \$99.95



Flatcars with Cat® Loads

Lionel flatcars haul the most interesting loads in O gauge. These new flatcars feature officially licensed die-cast metal Caterpillar® Construction vehicles.

- Minimum Radius: 0-27
- Length: 10 3/4"

(6-29441) Union Pacific Flatcar with Grader \$59.95

(6-29442) CSX Flatcar with Backhoe \$59.95



TRADITIONAL ROLLING STOCK

All rolling stock on pages 52-53 features:

- Die-cast metal trucks and operating couplers
- Durable, painted bodies



Stingray Express Aquarium Car

The Stingray Express Aquarium Car holds several of the mysterious winged specimens. These stealthy creatures glide through the car on their way to the Lionel Aquarium (see page 89). The Stingray Express Aquarium Car features a metal frame, interior lighting and endless animation while the car is in motion.

- Minimum Radius: 0-27
- Length: 10 1/4"

(6-26784) \$54.95



Western Pacific Ice Car

When positioned next to the classic Lionel Icing Station (see page 80), the Western Pacific Ice Car is loaded by the busy attendant who slides blocks of ice into the Ice Car hatch. The Western Pacific Ice Car also features a metal frame and twelve ice blocks.

- Minimum Radius: 0-27
- Length: 10 1/4"

(6-36735) \$59.95

See page 80



See page 89

See page 51 in Lionel Classic I, 2001 Catalog



AEC Security Caboose

Armed with roof-mounted guns and a bright rotating searchlight, the Security Caboose of the Atomic Energy Commission is ready for patrol. With its glow-in-the-dark body, the AEC Security Caboose is the perfect match to the AEC GP-9 (6-28527) from Lionel Classic Trains Volume I 2001.

- Minimum Radius: 0-27
- Length: 10 1/2"

(6-36718) \$59.95



#3540 Operating Radar Car

Part of the Postwar Celebration Series, this car was originally introduced in the late 1950s. This car features an illuminated radar screen, rotating antenna, operator figure and a Postwar plaque.

- Minimum Radius: 0-27
- Length: 10 1/2"

(6-26781) \$54.95




Patriotic Lighted Boxcar

These colors never run. Using track power, the Patriotic Lighted Boxcar incorporates operating lights into a design based on Old Glory.

- Minimum Radius: 0-27
- Length: 10 1/4"

(6-36758) \$59.95



Union Pacific Chase Gondola

A masked bandit has sneaked aboard a train loaded with gold from California mines. An angry miner has discovered the varmint and gives chase. The Union Pacific Chase Gondola provides an action-packed addition to the Great Train Robbery Train Set on page 6.

- Minimum Radius: 0-27
- Length: 10 1/2"

(6-26791) \$54.95

NEW!



#3520 Searchlight Car

The #3520 Searchlight Car brings remote control operation to this classic Postwar Celebration Series car. Adjust the searchlight's brightness level or adjust how fast or slow the light rotates via a remote control or uncoupling track section (Not included, see pages 106-107). This car also features a die-cast metal body, metal searchlight base and a Postwar plaque.

- Minimum Radius: 0-27
- Length: 9"

(6-26768) \$69.95



TRADITIONAL ROLLING STOCK

All rolling stock on pages 54-55 features:

- Die-cast metal trucks
- Die-cast metal operating couplers
- Durable, painted bodies

Log Dump Cars and Coal Dump Cars

Based on Postwar classics of the late 1940s, the Log Dump Cars and Coal Dump Cars have realistic, operating dumping action just like the originals. The Coal Dump Cars are the perfect complement to the #497 Coaling Station found on page 82. The Coal and Log Dump Cars are both available in a Postwar Celebration Series version, including a Postwar plaque, as well as a road name version. Each car features a die-cast metal frame with either a log or coal load. Both cars include a durable dumping trackside tray.

- Minimum Radius: 0-27
- Length:

Log Dump Cars: 8 5/8"
Coal Dump Cars: 9 1/8"

Baldwin Locomotive Works Operating Welding Car

This Operating Welding Car features an industrious welder underway to the famous shops of the Baldwin Locomotive Works. As the car moves, the welder goes about his work. A bright LED light gives the effect of a glowing arc welder, which also reflects in the welder's mask.

- Minimum Radius: 0-27
- Length: 10 1/2"

(6-36701) \$79.95

NEW!



- (6-26760) #3461 Lionel Lines Log Dump Car \$69.95
 (6-26797) Great Northern Log Dump Car \$69.95
 (6-26759) #3459 Lionel Lines Coal Dump Car \$69.95
 (6-26798) Bethlehem Steel Coal Dump Car \$69.95

NEW!



NEW!**Track Cleaner**

Postwar styling sets apart this versatile piece of Maintenance-of-Way rolling stock. The new Lionel Track Cleaner uses dual rotating, replaceable sponges and a wet/dry system to tackle the dirtiest rails. The heavy die-cast metal frame keeps even pressure on the sponges. The track cleaning fluid reservoir can be filled with any favorite track cleaning fluid or Lionel Track Cleaning Fluid from Maintenance Kit 6-62927 (see page 108). The reservoir also includes an on/off flow switch. The Lionel Track Cleaner is pulled behind a locomotive or in a train.

- Dual operating couplers
- Minimum Radius: 0-27
- Length: 8"

(6-18461) \$129.95

#3366 Circus Horse Car and Corral

The Lionel Circus Horse Car first paraded into the world of O gauge railroading in the late 1950s. The latest run of this whimsical classic once again allows you to round up your performing horses and herd them through the included livestock corral and onto the awaiting car. The #3366 Circus Horse Car and Corral includes seven horse figures and a Postwar plaque.

- Minimum Radius: 0-27
- Length: 11 1/8"
- Corral Dimensions: 14 1/4" x 5 1/4" x 1 3/4"

(6-36703) \$149.95



HOLIDAY CARS

Christmas Work Caboose with Presents

The Lionel Christmas Work Caboose provides Santa with a place to make his list and check it twice en route. Hopefully, Santa will find no record of naughty children; otherwise, it's off to the coal tender to acquire the appropriate gift for those troublesome kids!

FEATURES:

- Lighted interior
- Five wrapped packages
- Die-cast metal trucks and operating couplers
- Durable construction
- Minimum Radius: O-27
- Length: 9"

(6-26527) \$44.95



Christmas Boxcars

This year, the O gauge, American Flyer and Large Scale Lionel Christmas boxcars feature a snowman making the most of his fleeting, frosty existence. Also under the tree in 2002 is another exclusive Lionel O gauge boxcar. Angela Trotta Thomas, the renowned artist who painted the cover of the Lionel Classic Trains Volume I 2002 catalog, designed this special boxcar for Lionel featuring her first painting, "Window Wishing."



O GAUGE CHRISTMAS, ANGELA TROTTA THOMAS, AND AMERICAN FLYER CHRISTMAS BOXCARS FEATURE:

- Die-cast metal trucks
- Metal frame and door guides
- Durable painted bodies
- Opening doors
- Minimum Radius: O-27
- Length: O Gauge Christmas Boxcars: 10 1/4"
- American Flyer Christmas Boxcar: 8 3/4"

(6-36243) O Gauge Christmas Boxcar \$44.95

(6-36265) Angela Trotta Thomas "Window Wishing" Boxcar \$44.95

(6-48346) American Flyer Christmas Boxcar \$54.95

LARGE SCALE BOXCAR FEATURES:

- Durable painted body and trucks
- Opening doors
- Equipped with Large Scale knuckle couplers and optional hook and loop couplers
- Compatible with most popular Large Scale trains
- Length: 16"

(8-87023) \$54.95

Christmas Handcar

Santa and Mrs. Claus have developed a great exercise routine. After a few times around the track every day, they are in great shape for lifting heavy packages.

FEATURES:

- Maintenance-free powerful motor
- Durable construction
- Traction tire
- Minimum Radius: O-27
- Length: 4"

(6-18459) \$49.95



HOLIDAY ROLLING STOCK

Animated Reindeer Stockcar and Corral

Modeled after photographs taken at the North Pole by our Research Department, the Animated Reindeer Stockcar allows you to transport your flying livestock just like Santa. Watch as the eight reindeer shuffle through the corral!

FEATURES:

- Reindeer figures travel through the stockcar into the corral
- Corral included
- Eight reindeer figures
- Die-cast metal trucks and operating couplers
- Metal frame and door guides
- Durable body
- Opening doors
- Minimum Radius: 0-27
- Length of stockcar: 11 1/8"
- Corral Dimensions: 14 1/4" x 5 1/4" x 1 3/4"

(6-36704) \$149.95

Christmas Lighted Boxcar

The design for the Christmas Lighted Boxcar is based on the patriotic greetings found on "victory" Christmas cards sent during the First and Second World Wars. The flame on each candle is lit by an interior lamp.

FEATURES:

- Candle flames are lit by an interior lamp
- Die-cast metal trucks and operating couplers
- Durable painted body
- Minimum Radius: 0-27
- Length: 10 1/4"

(6-26790) \$59.95

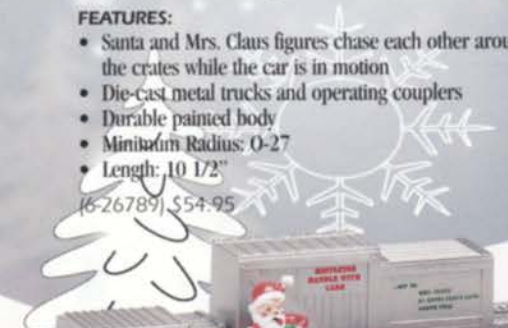
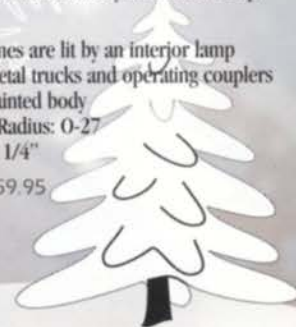
Kiss Kringle Chase Gondola

Mrs. Claus, running after her husband with mistletoe in hand, is determined to give Santa one more kiss before his departure on Christmas Eve. Sturdy die-cast metal trucks and operating couplers ensure that this chase gondola is ready for years of holiday fun.

FEATURES:

- Santa and Mrs. Claus figures chase each other around the crates while the car is in motion
- Die-cast metal trucks and operating couplers
- Durable painted body
- Minimum Radius: 0-27
- Length: 10 1/2"

(6-26789) \$54.95



Christmas Music Boxcar

Festive graphics adorn the car that brings the sounds of holiday cheer to the rails around the Christmas tree. With the flip of a switch, the Christmas Music Boxcar plays 12 traditional Christmas carols.

FEATURES:

- Plays 12 Christmas songs (9 volt battery required, not included)
- Die-cast metal sprung trucks and operating couplers
- Durable painted body
- Opening doors
- Minimum Radius: 0-27
- Length: 10 1/4"

(6-26788) \$59.95

Naughty and Nice Hopper 2-Pack

Santa Claus is coming to town with a whimsical hopper 2-Pack that carries your just reward! He is ready to reward good behavior with a hopper full of presents or to punish bad behavior with a hopper full of coal.

FEATURES:

- Die-cast metal sprung trucks and operating couplers
- Durable painted bodies
- Removable coal load
- Removable packages
- Minimum Radius: 0-27
- Length: Single hopper: 9"
2-Pack: 18"

(6-16467) \$59.95



HOLIDAY SETS

Large Scale Christmas Train

Perfect for your big holiday celebrations, the Large Scale Christmas Train will be the center of attention! You can't miss this mighty locomotive as it leads the festive gondola and caboose between the gifts under your tree, especially with its own complement of Christmas carols coming from the caboose. The Large Scale Christmas Train offers a giant circle of track, a powerful controller, and an extra dose of holiday cheer! To expand your layout, see the Large Scale track and switches available on pages 106-107.

SET INCLUDES:

- 0-6-0 steam locomotive, gondola with bells, musical Christmas caboose, 12 pieces of curved Large Scale track, 40 watt transformer/controller, one Santa Claus figure

LOCOMOTIVE FEATURES:

- Transformer controlled forward and reverse
- Maintenance-free powerful motor
- Operating headlight
- Durable weather-resistant body and pilot
- Nickel-plated metal wheels
- Plated detail parts
- Removable roof for easy access to interior
- Santa Claus figure

ROLLING STOCK FEATURES:

- Durable weather-resistant construction
- Removable bells in gondola
- Musical caboose plays your favorite Christmas carols (nine-volt battery not included)

- Large Scale
- Length: Approx. 36"
- Layout dimensions: 51" diameter

(8-81024) \$199.95

Large Scale Christmas Train



O Gauge Christmas Train

The Lionel Christmas Train is richly decorated, featuring a die-cast metal steam locomotive, boxcar, gondola, and caboose. This festive train brings its own music, with your favorite Christmas carols, wherever it goes.

SET INCLUDES:

- 4-4-2 steam locomotive and tender, Christmas music boxcar, Santa and Mrs. Claus chase gondola, lighted caboose, 8 pieces of curved and 8 pieces of straight O-27 track, 40 watt transformer/controller, smoke fluid

LOCOMOTIVE FEATURES:

- Transformer controlled forward, neutral and reverse operation
- Realistic air whistle in tender
- Operating headlight
- Operating coupler on rear of tender
- Maintenance-free powerful motor
- Traction tire
- Puffing smoke unit
- Die-cast metal locomotive body

ROLLING STOCK FEATURES:


- Durable construction
- Operating couplers
- Painted bodies
- Metal brake wheels
- Christmas boxcar plays your favorite Christmas carols (nine-volt battery not included)
- Painted Santa and Mrs. Claus figures on the chase gondola

- Minimum Radius: O-27
- Length: Approx. 46"
- Layout dimensions: 27" x 63"

(6-31901) \$199.95

O Gauge Christmas Train





Large Scale Thomas the Tank Engine

Make an imaginary journey to the beautiful Island of Sodor with Thomas the Tank Engine, Annie, and Clarabel. Help Thomas, the cheeky, fussy little engine stay out of trouble. This wonderful train set features animated moving eyes on Thomas the Tank Engine's face. It also includes three add-on faces with different, classic Thomas expressions. Annie and Clarabel flip their lids, with removable roofs, for passengers. You can even open up Thomas' cab roof for riders. Three Sodor residents, Sir Topham Hatt and two Railway Staff Workers come along for the ride. To expand your layout, see the Large Scale track and switches available on pages 106-107.

SET INCLUDES:

- Thomas the Tank Engine with 3 changeable faces, Annie, Clarabel, 3 play figures, 12 pieces of curved Large Scale track, 40 watt transformer/controller


FEATURES:

- Transformer controlled forward and reverse
- Moving eyes on Thomas the Tank Engine
- Maintenance-free powerful motor
- Nickel-plated metal wheels on Thomas the Tank Engine
- Durable, weather-resistant construction for indoor/outdoor use
- Set of three removable faces
- Removable roofs on Thomas, Clarabel and Annie
- 3 play figures
- Large Scale
- Length: 38"
- Layout dimensions: 51" diameter

(8-81027) \$199.95



©Gullane (Thomas) Limited 2002



AMERICAN FLYER

American Flyer New York Central Passenger Car 2-Pack

This diner and coach are perfectly matched to the New York Central ALCo PA Passenger Set offered in our Volume 1 2002 catalog. They are authentically decorated in the "Lightning Stripes" livery.

PASSENGER CARS FEATURE:

- Die-cast metal trucks
- Metal frames
- Durable, painted bodies
- Interior lighting
- Passenger silhouettes
- S gauge
- Length: Single car: 13 1/8"
2-Pack: 26 1/4"

American Flyer Freight Cars

Eye-catching liveries and exciting freight loads highlight this assortment of American Flyer S gauge rolling stock. The Conrail Flatcar includes an officially licensed Caterpillar® die-cast metal construction vehicle.

AMERICAN FLYER FREIGHT CARS FEATURE:

- Die-cast metal trucks
- Durable, painted bodies
- S gauge
- Length: Flatcars: 8 3/8"
Three Dome Tank Car: 8 3/8"
Covered Hopper: 7 3/8"

#772 Water Tower

Standing over a foot tall, the American Flyer #772 Water Tower works equally well on S gauge and O gauge layouts. Bubbles rise in a fluid-filled tube from the base to the water tank.

FEATURES:

- Metal tower structure and building
- Durable base, tank and ladder
- Operating bubbling tube
- Dimensions: 5" x 6" x 12 1/2"



(6-48961) New York Central Passenger Car 2-Pack \$139.95



(6-48412) Alaska Three Dome Tank Car \$49.95



(6-48621) Canadian National Covered Hopper \$49.95



(6-48529) New York Central Flatcar with wheel load \$49.95



(6-48528) Conrail Flatcar with Wheel Loader \$59.95



(6-49809) #772 Water Tower \$89.95



0-8-0 Steam Locomotives

Although built in the early twentieth century, 0-8-0 steam locomotives performed switching duties well into the 1950s. The scale-sized Lionel 0-8-0 steam locomotives are fully featured, including a special DynaChuff synchronized chuffing sound which accurately reflects a hard-working steam switcher at four chuffs per revolution. For more realism and optimum performance, TMCC-equipped Lionel 0-8-0s also include a Wireless Tether connection between the locomotive and tender. The 0-8-0s are available in Great Northern, Norfolk & Western and Nickel Plate Road liveries.

FEATURES:

- TrainMaster Command Control equipped—able to run in Command Control Mode or in Conventional Transformer Control Mode
- RailSounds sound system with CrewTalk communication, TowerCom announcement and DynaChuff synchronized chuffing
- Odyssey System for speed control
- Wireless Tether connection between locomotive and tender
- Directional lighting including operating headlight and operating back-up light on tender
- Dual ElectroCouplers
- Maintenance-free powerful motor with momentum flywheel
- One traction tire
- Fan-driven smoke unit
- Die-cast metal locomotive body, trucks and pilot
- Die-cast metal tender body and trucks
- Separately applied metal details
- Accurate, separately applied builder's plates
- Detailed cab interior
- Variable ashpan glow
- "Glass" in cab windows
- Engineer and fireman figures
- Minimum Radius: 0-31
- Length: 19"

(6-38046) Great Northern \$649.99
 (6-38047) Norfolk & Western \$649.99
 (6-38048) Nickel Plate Road \$649.99




LionMaster Norfolk & Western Class A

For 2003, the mighty Norfolk & Western Class A joins the LionMaster roster. The first of these high speed powerhouses rolled out of the Roanoke Shops in 1936. The N&W Class A articulated steam locomotives hauled mainline freight for over 20 years. The 2-6-6-4s could haul a 7000 ton train at 70 m.p.h. and produce 6300 horsepower. This TMCC-equipped locomotive includes features such as the RailSounds sound system, Odyssey System for speed control and a Wireless Tether connection between the locomotive and tender. The LionMaster Norfolk & Western Class A is designed for maximum performance on curves as tight as 0-31.

FEATURES:

- TrainMaster Command Control equipped—able to run in Command Control Mode or in Conventional Transformer Control Mode
- RailSounds sound system with CrewTalk communication, TowerCom announcement and DynaChuff synchronized chuffing
- Odyssey System for speed control
- Wireless Tether connection between locomotive and tender
- Directional lighting including operating headlight, operating marker lights and back-up light on rear of tender
- ElectroCoupler on rear of tender
- Dual maintenance-free powerful motors with momentum flywheels
- Four traction tires
- Fan-driven smoke unit
- Die-cast metal locomotive body, pilot and trucks
- Die-cast metal tender body and trucks
- Separately applied metal details
- Accurate, separately applied builder's plates
- Authentically detailed cab interior
- Variable ashpan glow
- "Glass" in cab windows
- Engineer and fireman figures
- Minimum Radius: 0-31
- Length: Approx. 27"

(6-38049) \$799.99



Concept model shown



LIONMASTER

Canadian Pacific Powered F-3 B-unit

This powered F-3 B-unit is perfectly matched to the Canadian Pacific Luxury Liner Passenger Set 6-21759. The Canadian Pacific F-3 B-unit adds the substantial power of dual Pullmor motors.

FEATURES:

- TrainMaster Command Control equipped—able to run in Command Control Mode or in Conventional Transformer Control Mode
- Directional lighting featuring operating back-up light
- Fixed couplers
- Dual powerful Pullmor motors
- Magne-Traction track gripping system
- Die-cast metal frame and trucks
- Durable painted body
- Minimum Radius: 0-27
- Length: 13"



Non-Powered Add-On F-3 A-Units

Each of these add-on F-3 A-units perfectly match their existing sets. All offer TMCC, directional lighting and an ElectroCoupler.

FEATURES:

- TrainMaster Command Control equipped—able to run in Command Control Mode or in Conventional Transformer Control Mode
- Directional lighting including operating headlight
- ElectroCoupler on nose
- Die-cast metal trucks, pilots and frame
- Die-cast metal frame
- Durable painted body
- Separately applied details
- Lighted cab interior
- Engineer Figures
- Minimum Radius: 0-27
- Length: 13"



Pennsylvania E-33 Rectifier

The Pennsylvania Railroad had a long tradition of electric motive power, developing one of the most extensive electrified rail networks of the time. During the steam age, the railroad saw electrification as a solution to the problems of hauling freight with too many helper locomotives, and the smoke and noise of steamers in large cities. General Electric's E-33 Rectifier was one of the finest electric freight locomotives of the mid-twentieth century. The Lionel Pennsylvania E-33 Rectifier has been updated with TrainMaster Command Control and the RailSounds sound system.

FEATURES:

- TrainMaster Command Control equipped —able to run in Command Control Mode or in Conventional Transformer Control Mode
- RailSounds sound system with CrewTalk communication and TowerCom announcements
- Directional lighting including operating headlight
- Two ElectroCouplers
- Powerful Pullmor motor
- Magne-Traction track gripping system
- Metal frame and handrails
- Operating metal pantograph
- Durable painted body
- Minimum Radius: 0-31
- Length: 14"

Union Pacific Burro Crane Set

Dressed in the silver Maintenance of Way livery of the Union Pacific, the Burro Crane makes its way down the mainline with track gondolas in tow. This road will be back in service in no time. The animated action of a classic Lionel Burro Crane leads this M.o.W. expedition. Two clip-on track actuators are included to change the direction of the crane. With the flick of a switch, the crane stops and the cab rotates back and forth automatically.

SET INCLUDES:

Powered burro crane, one gondola with rail sections and one gondola with track ties, two track actuators

BURRO CRANE FEATURES:

- Forward and reverse operation
- Rotating cab
- Manually controlled boom and winch
- Fixed couplers
- Powerful Pullmor motor
- Metal frame
- Durable painted body

GONDOLAS FEATURE:

- Die-cast metal sprung trucks and operating couplers
- Durable painted bodies
- Nine rail sections
- Nine track ties
- Minimum Radius: 0-27
- Set Length: Approx. 25"

(6-31706) \$249.99

#52 Fire Car

The well-equipped Lionel #52 Fire Car is quick to respond to any emergency. This motorized unit features a flashing red light, a hose, and outrigger sprayers to fight track-side fires. With two bumper switches, the Fire Car will automatically go in the opposite direction when it reaches the end of the track, at which point the fireman figure swivels to face the other way.

FEATURES:

- Bumper switch controlled forward and reverse operation
- Flashing red light
- Powerful Pullmor motor
- Die-cast metal frame
- Durable body and outriggers
- Swiveling fireman figure
- Firehose on a spool
- Minimum radius: 0-27
- Length: 8"

(6-18470) \$149.99



2003 DIESEL LOCOMOTIVES



(6-28836) New York Central H-16-44 \$399.99



(6-28838) Union Pacific H-16-44 \$399.99



(6-28837) New Haven H-16-44 \$399.99



H-16-44 Diesel Locomotives

The H-16-44 Road Switcher eventually became renowned as the "baby" Train Master. First introduced in 1950, it boasted 1600 horsepower and a body created by the famed designer of the GG-1, Raymond Loewy. Three new roadnames join the roster of the TMCC-equipped, scale-sized Lionel H-16-44s. All feature prototypical paint schemes and the RailSounds sound system.

U33C Diesel Locomotives

The winged radiators of the U33C distinguish it from the similarly sized U30C. These 3,300 horsepower General Electric "U-boats" were among the six axle diesels referred to as "big bombers" by some Burlington Northern men. The U33Cs were among the heaviest power on the Erie Lackawanna through the 1970s. Each of the scale-sized Lionel U33C diesels are prototypically painted, including readable warning and maintenance stencils. With the Odyssey System for speed control and the power of dual maintenance-free motors, Lionel U33C diesel locomotives are built to handle the toughest O gauge freight consists.

EACH DIESEL LOCOMOTIVE ON PAGES 68 AND 69 FEATURES:

- TrainMaster Command Control equipped—able to run in Command Control Mode or in Conventional Transformer Control Mode
- RailSounds sound system with CrewTalk communication and TowerCom announcements
- Odyssey System for speed control
- Directional lighting including LED headlights and operating marker lights
- Two ElectroCouplers
- Dual maintenance-free powerful motors with momentum flywheels
- Four traction tires
- Fan-driven smoke unit
- Die-cast metal trucks, pilots and fuel tank
- Metal frame
- Durable painted body
- Separately applied metal details
- Separately applied builder's plates (on H-16-44s only)
- Lighted number boards
- Lighted cab interior
- Engineer figures
- Minimum Radius: O-31
- Length: H-16-44: 15"
U33C: 18"



(6-28207) Erie Lackawanna U33C \$429.99

NEW!



(6-28208) Burlington Northern U33C \$429.99

NEW!



ALCo FA-2

In the mid-1940s, shortly before the American Locomotive Company showcased its brand new passenger locomotive, the PA, the company placed a sister freight locomotive, the FA, in its catalog. The FA was similar in styling to the PA, although shorter in length with a more blunt nose. The FA competed head-on with the popular F units of EMD. Although they never matched the sales of the EMD units, the ALCos are still considered by many to be among the most handsome diesel locomotives ever built. The 1500 horsepower freight units saw service all over the country.

The first Lionel model of an ALCo FA appeared in 1950 and was prized by model railroaders for its performance and striking styling. With fond memories, Lionel proudly unveils three all-new, scale-sized ALCo FA-2s and matching FB-2 B-units. The TMCC-equipped Lionel FA-2s include the Odyssey System for speed control and many separately applied metal details.

FA-2 A-A SET FEATURES:

- TrainMaster Command Control equipped—able to run in Command Control Mode or in Conventional Transformer Control Mode
- RailSounds sound system with CrewTalk communication and TowerCom announcements
- Odyssey System for speed control
- Directional lighting including operating headlights
- Four ElectroCouplers
- Dual maintenance-free powerful motors with momentum flywheels
- Four traction tires
- Fan-driven smoke unit in each unit
- Die-cast metal trucks, pilots, fuel tanks
- Metal frames
- Durable painted bodies
- Separately applied metal details
- Lighted number boards
- Lighted cab interiors
- Engineer figures
- Roof-mounted radio antenna (Pennsylvania only)

NON-POWERED FB-2 B-UNIT FEATURES:

- Die-cast metal frame, trucks and fuel tank
- Durable painted body
- Minimum Radius: 0-31
- Length: 13 1/2" each



(6-38147) Great Northern FA-2 A-A Set \$499.99



(6-38176) Pennsylvania FA-2 A-A Set \$499.99



(6-38182) Missouri, Kansas, & Texas FA-2 A-A Set \$499.99




(6-38194) Great Northern FB-2 \$149.99



(6-38160) Pennsylvania FB-2 \$149.99



(6-38161) Missouri, Kansas, & Texas FB-2 \$149.99



Ore Cars and 8,000 Gallon Tank Cars

Lionel Ore Cars and 8,000 Gallon Tank Cars all feature prototypical paint schemes and sharp details. All-new for 2003, the 8,000 Gallon Tank Cars include metal details and die-cast metal sprung trucks with realistic operating couplers which eliminate the need for a hanging "trigger disc."

ORE CARS

- Length: 6 5/8"

(6-17806) Union Pacific \$34.99

(6-17807) Burlington Northern \$34.99

8,000 GALLON TANK CARS

- Upgraded with metal details and die-cast metal sprung trucks with hidden uncoupling tab
- Length: 9"

(6-19644) Union Texas \$44.99

(6-19645) Penn Salt \$44.99

Archive Collection Rolling Stock

Each piece of Archive Collection Rolling Stock represents an idea that once reached the design phase, but never left the drawing board. In 2003, four of these lost ideas find new life.

DIAMOND CHEMICALS SINGLE DOME TANK CAR

- Length: 10"

(6-26147) \$44.99

NORTHERN PACIFIC DOUBLE DOOR STOCK CAR

- Length: 11 1/8"

(6-19560) \$44.99

NEW YORK CENTRAL DOUBLE DOOR BOXCAR

- Length: 10 1/4"

(6-39247) \$44.99

BALTIMORE & OHIO SENTINEL BRAKEMAN BOXCAR

Strips of rope called tell-tales were used to warn a distracted brakeman of an oncoming tunnel or low bridge. When the brakeman felt the tell-tales, he knew that it was time to hit the deck, just like the brakeman on this B&O boxcar.

- Includes two tell-tales
- Length: 10 1/4"

(6-36760) \$89.99

All rolling stock on pages 72-73 features:

- Die-cast metal sprung trucks and operating couplers
- Durable construction
- Metal brake wheels
- Minimum Radius: 0-27

Lionel Lions Flatcar with Zamboni® Ice Resurfacing Machines

The Lioneville Lions have the playoffs coming up and they need some extra help keeping the home ice flawless. Two Zamboni® ice resurfacing machines are sure to get the job done.

- Includes two removable die-cast metal Zamboni® ice resurfacing machine models with elastic tie-downs
- Length: 10 1/2"

(6-26039) \$59.99

Postwar Celebration Series Rolling Stock

Designed from original tooling, Postwar Celebration Series Rolling Stock provides accurate reissues of favorites from the golden age of O gauge. Each includes decoration and colors painstakingly matched to original pieces. Postwar Celebration Series Rolling Stock receives special packaging and a metal Postwar plaque.

#6801 LIONEL FLATCAR WITH BOAT

- Includes removable, durable boat
- Length: 10 1/2"

(6-26048) \$44.99

#6445 FORT KNOX MINT CAR

- Plated bullion load
- Length: 10 1/4"

(6-19688) \$54.99

#6414 EVANS AUTO LOADER

- Includes four removable, durable cars
- Length: 10 1/2"

(6-29439) \$59.99



ZAMBONI and the configuration of the ZAMBONI® ice resurfacing machine are registered trademarks of Frank J. Zamboni & Co., Inc.





NEW!

Offset Hoppers

As early as the late 1920s, the American Association of Railroads began designing standardized 50-ton open hopper cars. These hoppers would ride the rails for decades. The A.A.R. standard 50-ton open hopper was classified HM, which designated it as a self-clearing open top car with two divided hoppers, fixed ends, fixed sides and doors hinged crosswise to allow dumping between the rails. The cars became widespread on coal hauling railroads throughout the country, seeing service behind steam and diesel locomotives. In the tradition of the Lionel PS-1 boxcars, the scale-sized, metal Lionel Offset Hoppers include many separately applied details and, for a more prototypical look, ride on accurately detailed trucks without a hanging "trigger disc."

FEATURES:

- Die-cast metal body
- Die-cast metal sprung trucks and realistic operating couplers with hidden uncoupling tab
- Opening hatches
- Separately applied metal details
- Metal brake wheel and brake wheel chain
- Minimum Radius: 0-31
- Length: 9 1/2"

- (6-17021) New York Central \$59.99
- (6-17018) Nickel Plate Road \$59.99
- (6-17019) Santa Fe \$59.99
- (6-17020) Frisco \$59.99

NEW!



NEW!



NEW!





6565 Pennsylvania and New York Central Merger Boxcars

These 6565 boxcars offer a glimpse at the merger of two bitter rivals. In 1968, the keystone of the Pennsylvania Railroad and the oval of the New York Central System became the under-appreciated "worm" logo of the Penn Central. These cars feature the legendary look of the 6464 boxcars with the added heft of a die-cast metal frame.

FEATURES:

- Die-cast metal sprung trucks and operating couplers
- Durable painted body
- Die-cast metal frame
- Opening doors
- Metal brake wheel
- Minimum Radius: 0-27
- Length: 10 1/4"

(6-39240) Pennsylvania \$49.99
 (6-39239) New York Central P&LE \$49.99
 (6-39241) Penn Central \$49.99

Santa Fe Operating Searchlight Car

The Santa Fe Operating Searchlight Car features durable construction, a bright beacon of light and the bold Santa Fe livery. It is a great addition to the Santa Fe Super Freight Train Set found on page 8.

- Durable trucks
- Operating couplers
- Durable painted body
- Minimum Radius: 0-27
- Length: 10 1/2"

(6-36734) \$34.99



Texas & Pacific Poultry Dispatch Car

The men of the Texas & Pacific run a clean ship, even with the most notoriously odd men of the rails, the chicken drovers. At the push of a button the door opens and the chicken drover sweeps clear the deck (Remote Control Track required, see page 106). The Texas & Pacific Poultry Dispatch Car also features interior lighting and realistic chicken sounds (9 volt battery required, not included).

- Die-cast metal trucks
- Durable painted body
- Minimum Radius: 0-27
- Length: 11 1/8"

(6-36738) \$69.99



OPERATING ACCESSORIES

Station Platform

FEATURES:

- Durable construction
- Includes eight full-color press-on advertisements
- Easy to assemble
- Dimensions: 12" x 3 3/8" x 5"

(6-14096) \$12.95

Illuminated Station Platform

FEATURES:

- Durable construction
- Includes two frosted light bulbs
- Includes eight full-color press-on advertisements
- Dimensions: 12" x 3 3/8" x 5"

(6-14095) \$29.95

Automatic Gateman

FEATURES:

- Gateman emerges from his shanty to warn motorists of passing trains
- Durable construction
- 153C Contactor included
- Also works with insulated track section (sold separately)
- Comes fully assembled
- Dimensions: 7" x 5 3/4" x 4 3/4"

(6-14091) \$59.95

Animated Billboard

FEATURES:

- Durable construction
- Billboards change from one to the other at the touch of a button
- Dimensions: 8" x 2 1/4" x 5"

(6-14159) \$39.95



Other billboard image

#133 Passenger Station

FEATURES:

- Durable construction
- Interior lighting
- Dimensions: 12 1/8" x 8 1/4" x 6 1/2"

(6-14152) \$49.95

#395 Floodlight Tower

FEATURES:

- Metal tower and platform
- Four die-cast metal lights
- Dimensions: 5" x 5" x 11"

(6-14155) \$69.95

Pedestrian Walkover

FEATURES:

- Durable construction
- Conveniently spans two track widths
- Optional two infrared sensors calculate train velocity
- Optional controller with LCD screen displays train speed in scale miles per hour
- Dimensions: 14 3/4" x 13" x 7"

(6-14082) **Pedestrian Walkover with Speed Sensor** \$99.95

(6-14083) **Pedestrian Walkover (without speed sensor)** \$49.95



OPERATING ACCESSORIES

Space and Military Accessories

A blast from the past, 2002 and 2003 find three classic accessories first seen back in the Space Age 1960s. All of these accessories follow in the tradition of the Postwar Missile Launch Train Set on page 10. The #470 Missile Launch Platform features a rotating launcher and a missile that actually fires. The Exploding Ammo Dump offers a more challenging target with its new camouflage paint scheme. The Missile Firing Range Set provides the added thrill of a moving target, with four firing missiles and an Exploding Boxcar.

Exploding Ammunition Dump

FEATURES:

- Structure flies apart when struck by a projectile
- Durable construction
- Dimensions: Approx. 4" x 5 1/2" x 2 1/2"

(6-24106) \$29.99

#470 Missile Launch Platform

FEATURES:

- Rotating missile launcher
- Firing missile
- Durable construction
- Dimensions: Approx. 11" x 12" x 4"

(6-14162) \$69.95

Missile Firing Range Set

FEATURES:

EXPLODING BOXCAR:

- Mechanism causes the car to fly apart when struck by a projectile
- Durable construction
- Metal frame
- Die-cast metal sprung trucks
- Minimum Radius: 0-27
- Length: 10 1/4"

MISSILE RANGE:

- Four missiles fire in succession
- Durable construction
- Dimensions: 7 1/2" x 2 1/2"

(6-24107) \$79.99



New York Central Hobo Hotel

Somewhere at an abandoned siding off of the New York Central mainline, a group of travel-weary hobos takes a load off. Some play checkers while a high iron troubadour strums away on an old guitar. Others are simply content to stay warm by the flickering campfire. The New York Central Hobo Hotel is conveniently sized for almost any layout. Off of the layout, it is the perfect train room display piece. Twist the rusted garbage can and watch the campfire begin to flicker.

FEATURES:

- Seven cast pewter figures, trash can, stick and pot
- Durable construction
- Flickering LEDs simulate campfire
- Dimensions: 10 1/2" x 8 1/2" x 3 3/4"

(6-24149) \$49.95



Smoking Hobo Shack

Is that a cheery light up ahead, where the smoke is rising above the trees? Right there, by the railroad tracks. Yes, by George it is! Pull up an empty crate and rest awhile—you're always welcome! This abandoned freight station is the sometime home of a transient band of hobos. While the building has seen better days, these tired travelers are always grateful for a little shelter, a warm fire, and some good company.

FEATURES:

- Durable construction
- Five pewter hobo figures
- Operating smoke unit
- Lighted lantern
- Flickering fire light in potbelly stove
- Dimensions: Approx. 12" x 3" x 5"

(6-14161) \$69.95



Lighted lantern inside

NEW!



Flickering fire in potbelly stove

Industrial Tank

Inspired by real oil and gas industries whose fields are filled with vast "highways" of connected tanks, you can replicate a large Tank Town of your own with this new Industrial Tank. With metal connecting walkways included, it's easy to start building an impressive field.

FEATURES:

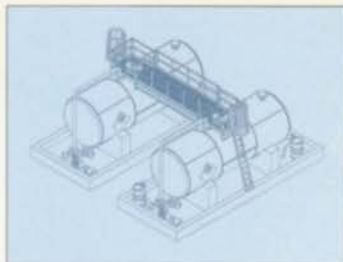
- Durable base and metal tank construction
- Metal ladder, platform and walkways
- Operating industrial lamp
- Conveniently connects to multiple tanks for building large fields
- Dimensions: Approx. 4" x 7" x 3 1/2"

(6-14143) \$69.95

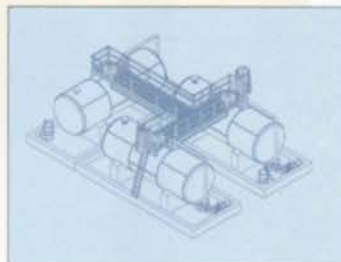
NEW!



Connect two...



...or more!



#193 Water Tower

None other than the Lionel Lion emblazons the side of the #193 Water Tower. Attractively priced, this accessory features a metal tower, colorful tank, and a blinking light at the top.

FEATURES:

- Durable construction
- Metal tower structure and ladder
- Blinking light on top
- Dimensions: 6" x 6" x 15"

(6-14154) \$69.95



OPERATING ACCESSORIES

Lion Oil Derrick

Branded with the catchy Lion Oil name, this accessory brings big oil to O gauge. You will actually see the "oil" come bubbling out of the ground in the derrick's clear tube, and a die-cast metal generator adds strength and quality to an already classic piece.

FEATURES:

- Die-cast metal generator, hook and block assembly
- Metal base, tower and nameplate
- Bubbling tube
- Includes five metal oil barrels
- Dimensions: 8" x 5" x 14"

(6-14153) \$79.95



Industrial Smokestack

Modeled after smokestacks that stand across the American industrial landscape, the new Lionel Industrial Smokestack features a powerful smoke unit and operating aircraft warning lights at the top.

FEATURES:

- Durable construction
- Operating smoke unit
- Aircraft warning lights
- Dimensions: Height Approx. 20"

(6-14142) \$99.95



Concept model shown

Operating Billboard Signmen

Pasting a giant poster to a huge billboard can be quite a challenge—especially when the glue decides to quit! The signmen have one corner left. They roll the sign out, it curls back down, but the persistent signmen won't give up.

FEATURES:

- Animated figures use rollers to unfurl a new sign
- Durable construction
- Two figures
- Dimensions: Approx. 8" x 3 1/4" x 5"

(6-14148) \$99.95

NEW!



Concept model shown

Icing Station

Keeping perishable freight cool was a tough job before the days of mechanical refrigeration. Heavy blocks of ice had to be manhandled into the refrigerator ice cars of the day. Watch as the figure loads the icing station with blocks of ice to be sent down the chute. Position the Ice Car (sold separately) at the platform, and load it up.

FEATURES:

- Ice is loaded into the house, then sent down the chute
- Metal base
- Durable construction
- 10 ice cubes
- Dimensions: 11" x 4" x 8"

(6-14158) \$99.95



Operating Lumberjacks

Timber! Working by hand, these lumberjacks labor hard, pushing and pulling the saw back and forth through the log. This operating accessory offers the excitement of animation in a compact size that can fit on just about any layout.

FEATURES:

- Two animated lumberjack figures operate two-man saw
- Durable construction
- Dimensions: Approx. 4 1/2" diameter x 3" high

(6-14145) \$99.95



See the Western Pacific Ice Car on page 52

NEW!


#415 Lion Oil Diesel Fueling Station

When you're running low on fuel, there's only one place to go, the #415 Lion Oil Diesel Fueling Station. Park next to the station and watch the fuel attendant swing the fuel line into action. When he's done, he heads back into the shack and waits for the next fuel-starved loco to pull in.

FEATURES:

- Metal base and fuel line
- Fuel attendant moves in and out of shack
- Lighted interior
- Dimensions: 9 1/8" x 9" x 7 1/2"

(6-14156) \$99.95



#497 Coaling Station

For a classic Postwar feel, the #497 Coaling Station is ideally operated with the metal Coal Dump cars (see page 54). Partnered with a Remote-Control Track section (included), the #497 Coaling Station loads and unloads coal at the touch of a button. After the Coal Dump Car empties its load into the trackside receiving bin, the receptacle is raised and dumped into the overhead storage bin.

FEATURES:

- Remote-Control Track section triggers the dumping of the Coal Dump cars
- Remote control operation of raising the hopper and opening the chute doors
- Metal base, legs and structure
- Durable receiving bin, storage bin and chutes
- O gauge remote control track section
- Remote controller
- Dimensions: 9 1/2" x 6" x 10"

(6-14107) \$129.95

Drawbridge

Perfect for traversing quaint waterways, the Lionel Drawbridge brings animated fun to your layout. At the touch of a button, the bridge lifts majestically in the air allowing boats or trains to pass underneath. Flashing red lights accent the action.

FEATURES:

- Maintenance-free powerful motor
- Durable construction
- Dual flashing warning lights
- Bridge raises at the touch of a button
- Dimensions: Approx. 4 1/2" x 10" x 2"

(6-14173) \$129.95



See page 54 for #3459 Coal Dump Car, sold separately



Concept model shown

#397 Coal Loader

Entirely remote-controlled, this classic accessory loads coal by means of a conveyor belt. Dump some coal into the receiving tray on this accessory, and the vibrating motor will move the coal to the top. Here, the coal is scooped up by the conveyor belt and dropped into a waiting freight car.

FEATURES:

- Maintenance-free powerful motor
- Die-cast metal base
- Metal conveyor and frame
- Durable construction
- Bag of Lionel coal and controller included
- Dimensions: 10 1/6" x 7 7/16" x 6"

(6-14157) \$179.95

Bethlehem Steel Gantry Crane

The Lionel Gantry Crane has dominated O gauge freight yards for generations. For the first time ever, the Lionel Gantry Crane features an operating claw-type bucket that scoops up coal or grabs freight. Raise and lower the hoist and bucket, swivel the cab 360 degrees, load and unload rolling stock—all via easy-to-use remote control. With the addition of a TMCC Action Recorder Controller (See page 100) fully-automated, animated scenes are the touch of a button away.

FEATURES:

- Rotating cab, operating bucket and winch
- Die-cast metal platform
- Durable gantry, cab and boom
- Remote controller
- Dimensions: 13" x 5" x 5 1/8"

(6-24134) \$199.95



Railroad Tugboats

In America's busiest ports such as New York Harbor, tugboats played a vital role in the freight business. Railroads that served the bustling waterfronts employed their own specialized "navies" of tugs and carfloats painted in liveries that matched their landlubber locomotive-bound brethren. Our railroad tugboats are inspired by actual tug designs and prototypical paint schemes. The realistic whistle is based on a recording of a Crosby 12" brass whistle, the most common type used on tugboats. The water wake base is removable, so these models can be easily displayed on a train room shelf or integrated into a waterfront layout. Smoke, lights and whistle sounds all feature individual switch control. All features can be activated via track power on a layout. Four AA batteries (not included) are required for lights and whistle sounds in a display environment or add a 36-watt Accessory Transformer 6-32923 (see page 103) for an easy way to access all of the features whether as a shelf display or on a layout

FEATURES:

- Durable painted body
- Removable base
- Operating smoke unit
- Realistic whistle
- Interior lighting
- Metal handrails
- Dimensions: Approx. 19" x 5" x 11"

(6-14172) New York Central \$199.95

(6-14180) Baltimore & Ohio \$199.95



36-watt Accessory Transformer
6-32923 (See page 103)





Lionel Lighthouse

This new lighthouse is inspired by the Heceta Head Light on the Oregon coast. The 2002 Lionel Lighthouse should be the centerpiece of any maritime layout. A bright rotating searchlight and authentic foghorn warn off stray ships. New for 2002, the Lionel lighthouse includes adjustable volume control and new DC adapter jack (wall power pack not included). The Lionel Lighthouse will shine as an animated display piece off of the layout as well.

FEATURES:

- Rotating searchlight
- Interior lighting
- Realistic foghorn
- Adjustable volume control
- DC adapter jack
- Durable construction
- Metal tower and tower base
- Dimensions: 12" x 8" x 18"

(6-24135) \$159.95

OPERATING ACCESSORIES

The Lionelville™ Series

Hearken back to a simpler time when friendly neighbors gathered on the front porch to discuss the day's events, and kids rode their bikes downtown to play in the park or to grab a soda. The place? Lionelville, where small-town, postwar America is still alive and well. Journey with us as the town's industrial, residential, rural and suburban areas take shape.

Lionelville, built over the course of several years, will transform any layout into a thriving American town. Complete with shops, restaurants, houses and industry, as well as some special surprises, Lionelville will combine authentic Americana, clever animations and detailed interiors into a whole lot of fun. The Lionelville series will offer a variety of products priced for every budget. It all begins today with Harry's Barber Shop.

Harry's Barber Shop

From the checkerboard tiled floor to the ceiling fans and pressed tin ceiling, Harry put a lot of time and effort into making his shop the best in the county. Always busy, Harry and Leo, his young protégé working the second chair, know all of the popular styles from the flat top to the Ivy League. They've already got customers waiting patiently, including an anxious little whippersnapper, while they finish up a couple of the local gentry. They work fast, too. Watch them as they move back and forth putting the finishing snips on a great haircut. Outside, the glow of the spinning barber pole puts a smile on the face of every passerby in downtown Lionelville.

FEATURES:

- First offering in the all-new Lionelville accessory series
- Detailed interior with animated barbers, overhead lighting, sinks and wall mirror
- Lighted, operating barber pole
- Premium decoration on inside and outside
- Convenient size makes it simple to fit on any layout
- Sidewalk base is removable for layouts with existing roads and sidewalks
- Seven detailed figures (two animated barbers, two customers in chair, three customers waiting)
- Removable roof with skylight, ceiling fans and pressed tin styled ceiling
- Gutter, downspout and door details on back side of building
- Dimensions:
7" x 7 3/4" x 5 1/2" (on removable base)
5" x 6 1/4" x 5 1/2" (with base removed)

(6-14168) \$149.95



NEW!



Lionelville Bandshell

Just over the hill, around the river's bend, nestled in a park on the edge of town, stands the Lionelville Bandshell. Each concert draws a crowd of folks who come out to show their appreciation, enjoy the evening, reminisce and hear the band play on in a relaxed outdoor atmosphere. Play your favorite music or old-time radio program in the concealed tape player and let your layout come to life with instrumentals, plays or broadcasts of your choice. The Lionelville Bandshell includes a conductor, five band members, six townspeople and four park benches. Soft illumination from inside highlights the events. A cassette tape player is concealed under the stage floor. Play, forward, rewind and stop controls are cleverly integrated in the front steps. The speaker is hidden inside the bandshell. An auxiliary speaker jack is provided, allowing additional output to an external speaker (not included). Power, external audio and volume controls are easily accessible on the side panel. Power can be supplied through track, accessory transformer, auxiliary power pack (not included), or two AA batteries (not included).

FEATURES:

- Durable construction
- Six band members
- Six audience members
- Four durable park benches for audience members
- Fully functional tape deck with play, stop, rewind, fast forward and auto stop
- Auxiliary speaker jack
- Operates with track power, accessory transformer (see page 103), DC jack for wall power pack (not included) or two AA batteries (not included)
- Stage inspired illumination
- Dimensions:
Approx. 8 3/4" x 10 1/2" x 6 1/2"

(6-14164) \$199.95



NEW!



Haunted House

Petrify the passengers, frighten the firemen, and horrify the hobos on your layout with the Lionel Haunted House. This accessory is spooky enough to give even the bravest engineer a good case of the goosebumps.

The Lionel Haunted House is packed with frightening features. You will shake and shiver each time your train passes this accessory, waking up all the ghouls within. Witness the witch flying on her broomstick, and gawk at the ghost as he peeks through the roof. Scary sounds and eerie illumination make this accessory lots of fun.

FEATURES:

- Durable construction
- Flashing interior lighting
- Witch circles the house on rotating arm
- Ghost bobs up and down in roof
- Scary sounds
- Dimensions: 10 7/8" x 6 7/8" x 11 1/2"

(6-14072) \$199.95



OPERATING ACCESSORIES

Pirate Ship Ride


Inspired by the popular carnival favorite, the realistic rocking Pirate Ship Ride features the excitement and color of the midway. The ship swings back and forth with all of the hair-raising action of the real thrill ride. The all-new Lionel Pirate Ship Ride is perfectly sized to match your other Lionel carnival favorites — the Ferris Wheel and Carousel.

FEATURES:

- Boat swings back and forth
- Durable construction
- Ten seated figures
- Dimensions: Approx. 14" x 9" x 12"

(6-14171) \$249.95

NEW!



Ferris Wheel

Towering over the midway, this colorful giant features a rotating wheel illuminated by four bright spotlights and a lighted ticket booth and marquee. New for 2002, the Lionel Ferris Wheel now features a DC jack (Wall power pack not included), making this carnival favorite a great animated display piece on or off of a layout.

FEATURES:

- Rotating wheel
- Four spotlights shine on wheel
- Interior lighting in marquee and ticket booth
- Chairs for figures
- Operates with track power, accessory transformer, or via the new DC jack
- Dimensions: 12" x 8" x 20"

(6-14110) \$199.95



Aquarium

The spectacular Lionel Aquarium is about to receive a carload of fresh fishy friends for a new display as the Stingray Express Aquarium Car (sold separately, see page 52) pulls up to the trackside dock. The Lionel Aquarium features art deco styling with interior and exterior lighting. With the flick of a switch, the aquatic display comes alive as the marine life appears to swim around the tanks.

FEATURES:

- Animated fish scenes (two filmstrips move in opposite directions) with ON/OFF control
- Interior and exterior illumination
- Durable construction
- Dimensions: 11 1/2" x 16 1/2" x 6 1/2"

(6-14105) \$279.95



OPERATING ACCESSORIES

#840 Industrial Power Station

"Original and ornamental in design, it is embellished with wonderful details, such as doors, windows, frames, etc., all actually inserted, not merely represented by lithography."

This description of the #840 Industrial Power Station in the 1928 Lionel catalog is as true today as it was then. Majestic in size and stature, the #840 makes an impressive statement on any layout.


New for 2002, this classic re-issue differs from its predecessor by the addition of inserted window coverings, lighted interior and an impressive smoke unit that emits smoke from all three stacks. It still maintains the classic looks and tinplate construction of the original.

FEATURES:

- Tinplate metal construction
- Lighted interior
- Operating smoke unit
- Dimensions: 26" x 21 1/2" x 18"

(6-14163) \$599.95





MAINLINE TRACKSIDE ACCESSORIES

Mainline Die-Cast Metal Accessories

With tough die-cast metal construction, these accessories all feature prototypical styling and function. Mainline Die-Cast Metal Accessories are easy to set up, and the perfect way to add some realistic action to any layout.



Die-cast Metal Girder Bridges

- Dimensions: 10" length

(6-14137) Generic Black \$24.95
(6-14175) Santa Fe \$24.95
(6-14176) Norfolk Southern \$24.95



153IR Controller

- Infrared sensors detect passing trains and activate connected accessories
- Time delay adjustment knob (from 0 to 5 seconds)
- Dimensions: 5" x 4 1/2" x 3 1/2"

(6-14111) \$29.95



Mainline Gooseneck Lamps

- Brilliant illumination
- Turn-of-the-century styling
- Set of 2
- Dimensions: 7"

(6-14119) \$29.95

Old Style Clock Tower

- Working clock with replaceable battery included
- Turn-of-the-century styling
- Dimensions: 4"

(6-14147) \$39.95



Mainline Cantilever Signal

- Lights change from green to red when trains pass through its block
- 153C Contactor included
- Dimensions: 7" x 2" x 6"

(6-22931) \$59.95

Mainline Automatic Operating Semaphore

- Blade activates and remains in position when trains enter its block
- Illuminated marker jewels
- 153C Contactor included
- Dimensions: 9 1/8" x 1 3/4" x 1"

(6-22944) \$49.95

Mainline Block Target Signal

- Lights change from green to red when trains move through its block
- Lights automatically reset to green when block clears
- 153C Contactor included
- Dimensions: 4 3/4" x 1 3/4" x 1"

(6-14099) \$49.95

Mainline Dwarf Signal

- Lights change from green to red when trains move through its block
- Lights automatically reset to green when block clears
- 153C Contactor included
- Dimensions: 3/4" x 3/4" x 1 3/4"

(6-14151) \$39.95

Mainline Walkout Cantilever Signal

- Overhead flasher
- Lighted signal
- Signals activate as train passes by
- 153C Contactor included
- Also works with insulated track section (sold separately)
- Dimensions: 5 3/4" x 2" x 6 3/4"

(6-22934) \$59.95

Mainline Auto Crossing Gates

- Red flashing signal
- Gate drops when train passes by
- Set of 2
- 153C Contactor included
- Also works with insulated track section (sold separately)
- Dimensions: 4" x 1" x 4 1/2"

(6-14098) \$74.95



TRADITIONAL TRACKSIDE ACCESSORIES

Crossing Gates, Signals and Bridges

There is no better way to add fun and excitement to your layout than with realistic Lionel railroad accessories. From signals to trestles, and bridges to tunnels, there is something for everyone. Run your favorite Lionel locomotives in style with these fun, sturdy accessories.

Lighted Lock-On

- Clip this Lock-On to the track, and the green light lets you know when you have track power.

(6-14112) \$9.95



#148 Dwarf Signal

- Lights change from green to red when train occupies its block
- Automatically resets to green when train clears its block
- 153C Contactor included
- Dimensions: 1 3/4" x 1 3/4" x 2"

(6-12883) \$19.95



Single Signal Bridge

- Lights change from green to red to warn approaching trains of occupied blocks ahead
- 153C Contactor included
- Dimensions: 3 1/4" x 4 1/2" x 7 3/4"

(6-14093) \$49.95

Double Signal Bridge

- Spans two tracks
- Lights change from green to red to warn approaching trains of occupied blocks ahead
- 153C Contactor included
- Dimensions: 3 1/4" x 10 1/4" x 7 3/4"

(6-14094) \$59.95

Auto Crossing Gate

- Gate drops when train passes by
- 153C Contactor included
- Also works with insulated track section (sold separately)
- Dimensions: 9 1/2" gate length

(6-12714) \$34.95

Auto Crossing Gate and Signal

- Gate drops and lights illuminate when train passes by
- 153C Contactor included
- Also works with insulated track section (sold separately)
- Dimensions: 7 3/4" x 8 3/4" x 9 1/2"

(6-62162) \$49.95

Scale-sized Banjo Signal

- Durable construction
- Passing trains activate "wig-wag" mechanism
- Also works with insulated track section (sold separately)
- 153C Contactor included
- Dimensions: Approx. 1 1/2" x 1" x 4"

(6-14149) \$39.95

#154 Railroad Crossing Flasher

- Red lights flash when train passes by
- 153C Contactor included
- Also works with insulated track section (sold separately)
- Dimensions: 9" height

(6-12888) \$39.95

Banjo Signal

- Passing trains activate "wig-wag" mechanism
- Also works with insulated track section (sold separately)
- 153C Contactor included
- Dimensions: 7 3/4" height

(6-14090) \$44.95



Rock Piers

- Durable construction
- Classic Postwar styling
- Set of 2
- Dimensions: 7" x 5" x 3"

(6-12744) \$9.95

Elevated Trestle Set

- Durable construction
- Create realistic raised-grade sections
- Set of 10
- Dimensions: 4 3/4" height

(6-12755) \$19.95

Graduated Trestle Set

- Durable construction
- Incremental height grading
- Set of 22
- Dimensions: 4 3/4" height (tallest trestle)

(6-12754) \$19.95

Tunnel Portals

- Durable construction
- Portals with raised Lionel lettering
- Classic Postwar styling
- Set of 2
- Dimensions: 7" x 8 1/2"

(6-12896) \$9.95

Truss Bridge with Flasher and Piers

- Durable construction with metal base
- Flashing top-mounted beacon
- Durable rock piers
- Dimensions: 26 1/8" x 7 1/2" x 12 1/2"

(6-12772) \$44.95

Arch Under Bridge

- Durable construction
- Installs easily between Lionel elevated trestle piers
- Integrates easily into your own layout design
- Dimensions: 19 1/4" x 3 5/8" x 4 7/8"

(6-12770) \$19.95

Girder Bridge

- Girders with raised Lionel lettering
- Metal base
- Durable girders
- Dimensions: 10" length

(6-12730) \$9.95

Short Extension Bridge

- Durable construction
- Scaled for use with a single section of Lionel O-27 track
- Dimensions: 10" x 4 1/4" x 6 5/8"

(6-62716) \$9.95

TRADITIONAL TRACKSIDE ACCESSORIES

Lighting & Layout Supplies

Brighten up your layout with an exciting array of Lionel lights and beacons. Whether you are recreating downtown Lionelville, or your very own train yard, Lionel has lights for all of your needs.



Rotary Aircraft Beacon

- Metal construction
- Vibrotor motor rotates beacon light
- Red and green lighting
- Dimensions: 5" x 5" x 12"

(6-14097) \$69.95



Floodlight Tower

- Durable construction
- Illumination from 8 elevated bulbs
- New tilting head
- Dimensions: 12" height

(6-14092) \$34.95



#65 Yard Lights

- Durable construction
- Illumination from 2 elevated bulbs
- Set of 3
- Dimensions: 6 1/4" height

(6-12927) \$14.95



#70 Yard Lights

- Die-cast metal light housing
- Metal center post
- Set of 3
- Dimensions: 4 1/2" height

(6-14071) \$29.95



#64 Globe Street Lamps

- Durable construction
- Interior illumination
- Set of 3
- Dimensions: 5 7/8" height

(6-12926) \$14.95



Railroad Signs

- Set of 14 assorted signs

(6-62180) \$5.95



Construction Zone Signs

- Realistic, printed construction graphics
- Set of 6
- Dimensions: 2 1/4" height

(6-32902) \$6.95



Highway Barrels

- Durable construction
- Painted orange with silver reflective tape
- Set of 6
- Dimensions: 1" height

(6-32922) \$6.95



Barrel Pack

- Real wood construction
- Set of 6
- Dimensions: 1 1/8" height

(6-12745) \$4.95



Telephone Poles

- Durable construction
 - Set of 10
 - Dimensions: 10" height
- (6-62181) \$5.95

#72 Highway Lights

- Brilliant illumination
 - Durable construction
 - Set of 4
 - Dimensions: 6"
- (6-12804) \$14.95

Classic Billboard Set

- Durable construction
 - Easy assembly
 - 5 different railroad billboard inserts
 - Set of 3 billboard stands
 - Dimensions: 5 3/4" x 7/8" x 3 1/4"
- (6-14121) \$7.95

Blinking Light Billboard

- Durable construction
 - Light blinks on and off
 - Railroad billboard art
 - Dimensions: 5 3/4" x 7/8" x 4 1/2"
- (6-14100) \$19.95



Vehicle Grade Crossings

- Durable construction
 - Track fits in molded grooves
 - Set of 2
 - Dimensions: 3 1/4" x 7"
- (6-12839) \$4.95



Railroad Bumpers

- Durable construction
 - Easily snaps into place between outside rails of O and O-27 track
 - Set of 3
 - Dimensions: 3" x 1 1/2" x 1 1/2"
- (6-12717) \$4.95



Die-cast Metal Bumpers

- Die-cast metal construction
 - Illuminated red lights
 - Easily snaps into place between outside rails of O and O-27 track
 - Set of 2
 - Dimensions: 3" x 1 7/8" x 2"
- (6-62283) \$19.95



#260 Illuminated Bumpers

- Durable construction
 - Easily snaps between outside rails of O and O-27 track
 - Illuminated red lights
 - Set of 2
 - Dimensions: 3" x 1 1/2" x 1 1/2"
- (6-12715) \$8.95



Coal Bag

- Safe, simulated coal
 - Perfect addition as loads for hoppers, gondolas and coal dump cars
 - Approx. 4 oz.
- (6-12732) \$3.95



Coal Tittle Coal Pack

- Made specifically for use with the Lionel Coal Tittle, this coal pack features large simulated coal with enough to fill an entire Lionel Bathub Gondola! Perfect for any coaling operation, this coal is required for use with the Lionel Coal Tittle accessory.
 - Approx. 24 oz.
- (6-24148) \$9.95



TRAINmaster

C · O · M · M · A · N · D

TrainMaster Command Control

Enjoy the benefits of the simple-to-use, industry standard TrainMaster Command Control remote operating system — the premiere control system in O gauge. Complete control of your layout is only the touch of a button away using the CAB-1 Remote. Run your trains, switches and accessories as you walk around your layout. It's easy! With the TMCC system you get:

More Sounds:

The Lionel RailSounds sound system offers a wider array of realistic sounds when used in conjunction with TMCC.

More Features:

More operating functions are available with TMCC. Operate locomotives independently — even on the same track — or in unison in a lashup.

More Realism:

Signal reaction time is adjustable to allow for simulating the momentum of real life train operation.

Better Lighting and Performance:

Because TMCC uses constant track power, lighting remains constant, and older Lionel locomotives run more smoothly at slower speeds.

Ease of Use:

TMCC commands are so simple and quick that even a child can master them. There are no complicated “clinking” and “clanking” routines as with alternative systems.

Ease of Installation:

Only one TMCC Command Base is all you will ever need. The Command Base will service an entire layout, no matter how many power blocks you have.

Low Cost:

TMCC provides digital control at a fraction of the cost of alternative designs.

The Benefits of Lionel TrainMaster Command Control (TMCC)

More Features...

More Sounds...More Fun!

Reliability:

Unlike other systems which pass their signals through the locomotive's roller pick-ups, making it susceptible to dirt and poor contact, TMCC broadcasts it's signal to an electronic receiver, making it much more reliable.

Freedom of Movement:

TMCC offers complete walk-around remote control. See your layout as never before!

These reasons alone make TMCC the **only** choice in O gauge remote operation, but there are even more. We have expanded the TMCC line to make it the most exciting, features-rich, inclusive system in the hobby. Consider the following — with our latest expansion to the TMCC line of products you can now:

- Run **ANY** AC-powered O gauge train ever made
- Operate your locomotives at realistically slow speeds with smooth control
- Control the operation and movement of your favorite accessories from the CAB-1 Remote
- Record your favorite layout scenarios and watch them repeat at the touch of a button
- Run your operating track sections directly from the CAB-1 Remote
- Control voltage to your accessories for optimal operation and extended life

With the TrainMaster Command Control system, the advantages are obvious!



TMCC CAB-1 Remote Controller

The walk-around wireless remote controller provides everything you need at your fingertips. Use more than one at a time to let everyone join the fun.

(6-12868) \$69.95

TMCC Block Power Controller (BPC)

More than one person using a CAB-1 Remote Controller to operate your conventional (non-Command) trains on your layout? The Block Power Controller acts like an electronic rotary switch to route power from any Track Power Controller (TPC) to any block of track. The BPC eliminates the need for a separate TPC or Lionel PowerMaster for each section of track when you run multiple TrainMaster Command Control-equipped locomotives. The BPC also enhances conventional operations by connecting more than one block of track to the same TPC, allowing you to travel across blocks without matching the voltage between them. Configure the BPC to channel the power from four TPC's to two blocks, or from two TPC's to four blocks.

(6-14184) \$79.95



TMCC Operating Track Controller (OTC)

There is no more need for separate, hard-wired track activation buttons. The TMCC Operating Track Controller (OTC) allows you to operate Remote-Control and Uncoupling Track sections with your CAB-1 Remote Controller. You can uncouple, unload, or operate your rolling stock while you move freely around your layout. Each TMCC Operating Track Controller can operate two Remote-Control or four Uncoupling Track sections.

(6-14185) \$69.95



TMCC Command Base

The TMCC Command Base receives digital signals from your CAB-1 Remote Controller and relays the messages across the layout. Only one is required for each layout — no matter how big or how many power blocks are involved.

(6-12911) \$69.95



GOOD

TMCC 135 PowerMaster

Ready to run your conventional locomotives with a CAB-1 Remote Controller? Designed for use with the 135-Watt PowerHouse Power Supply, the TMCC 135 PowerMaster allows you to vary track voltage, change directions, and operate the bell and whistle of your non-Command locomotives by remote control. Even if you operate only TMCC equipped locomotives, the PowerMaster provides the added safety and convenience of a circuit breaker and a remote power switch.

(6-12867) \$69.95

Power supply not included



BETTER

TMCC Track Power Controller (TPC) 300

Run any AC-powered locomotive ever built! Whether in conventional or TrainMaster Command Control mode, the Track Power Controller (TPC) 300 allows you to control all the action from your CAB-1 Remote Controller. Even M.T.H.® Proto-Sound® 2.0 locomotives are at your command. While it is durably built to regulate up to 300 watts of power, the TPC 300 is also a precision controller, delivering impressive fine-tuning capabilities at low speeds. Your locomotives will operate more smoothly than you have ever imagined!

(6-14189) \$129.95

Power supply not included



BEST

TMCC Track Power Controller (TPC) 400

Regulate an impressive 400 watts of power! Featuring a durable metal case, the heavy-duty Track Power Controller (TPC) 400 allows you to use your CAB-1 Remote Controller to operate your TrainMaster Command Control-equipped locomotives and conventional locomotives from every manufacturer. Even M.T.H.® Proto-Sound® 2.0 locomotives are at your command! The TPC 400 enables you to make precise adjustments to the speed of your engines while channeling lots of power to your track.

(6-14179) \$179.95

Power supply not included

TRAINMASTER COMMAND CONTROL AND CONVENTIONAL POWER

GOOD



TMCC Accessory Switch Controller (ASC)

It's time to get rid of all the control buttons on your layout. Use the Accessory Switch Controller (ASC) to operate up to eight accessories or four switches (including ten routes) with your CAB-1 Remote Controller. With the press of a button on your CAB-1, you can trigger an accessory, switch a track, and toggle an accessory on or off. Accessories and switches from Lionel®, DZ-1000®, GarGraves®, K-Line®, Ross®, Curtis®, DelAir®, Tortise®, Atlas®, NJI®, or M.T.H.® are all under your control with the TMCC ASC!

(6-14182) \$79.95

BETTER



TMCC SC-2 Switch Controller

Control multiple switches and accessories from anywhere on your layout. The SC-2 Switch and Accessory Controller receives wireless signals from your CAB-1 Remote Controller and channels up to 15 amps through its output connections. The SC-2 allows you to control both switches and accessories with the same unit. A wall pack power supply is included.

(6-22980) \$89.95



TMCC Accessory Motor Controller (AMC)

Here is the next level in accessory operation. The TMCC Accessory Motor Controller (AMC) provides realistic control of your motorized accessories. With the AMC, you can operate accessories like the Log Loader, Saw Mill, and Gantry Crane with prototypically accurate speed and direction. Use the red throttle knob on your CAB-1 Remote Controller to operate the motors in forward or reverse, or you can adjust the brightness of your accessory lights to achieve dramatic effects on your layout. A terrific appendage for operating accessories with realism, each TMCC Accessory Motor Controller will operate up to four motors or four lights.

(6-14183) \$89.95



TMCC Action Recorder Controller (ARC)

Use your CAB-1 Remote Controller to perform any scenario on your layout—load a coal car, switch some rolling stock, or operate an accessory—and the ARC will memorize every command. Record up to eight scenarios, and then watch your layout come to life as the ARC plays them back.

(6-14181) \$89.95

GREAT VALUE!



TrainMaster Command Set

Here is everything you need to get started with TrainMaster Command Control. The CAB-1 Remote Controller (6-12868) allows you to walk around your layout while controlling all of your TrainMaster Command Control equipped locomotives and accessories. The TMCC Command Base (6-12911) receives the signals from the CAB-1 and sends your commands across your layout. Only one Command Base is needed per layout, regardless of the number of track power blocks you are controlling. It is the perfect way to start enjoying the benefits of Lionel's revolutionary TrainMaster Command Control system. *(Power supply not included.)*

(6-12969) \$129.95

TO RUN NON-COMMAND LOCOMOTIVES REMOTELY, ADD A TMCC POWERMASTER, TPC 300, OR TPC 400.

TRAINMASTER COMMAND CONTROL AND CONVENTIONAL POWER



Power Adapter Cable

The Power Adapter Cable connects your transformer to the PowerMaster for operating TMCC and non-TMCC equipped locomotives.

(6-12893) \$7.95



Command Base Cable

The Command Base Cable connects the TMCC controllers to the TrainMaster Command Base.

(6-14191) 6 ft. \$9.45

(6-14195) 20 ft. \$11.95



3-Wire Command Base Cable

The 3-Wire Command Base Cable connects the TMCC ARC to the TrainMaster Command Base.

(6-14192) \$10.45

USE COMMAND BASE CABLE 6-14191 OR 6-14195 FOR LAYOUTS THAT DO NOT INCLUDE A TMCC ARC.



Controller to Controller Cable

The Controller to Controller Cable connects the TMCC controllers together.

(6-14193) 1 ft. \$3.45

(6-14196) 6 ft. \$5.95

(6-14197) 20 ft. \$8.95



TMCC TPC Cable Set

The TMCC TPC Cable Set connects parallel PowerHouse transformers to the TPC 300/400. The set also includes adapter plugs to wire your transformer to the TPC 300/400.

(6-14194) \$11.95



How-To Video

Learn everything you need to know about setting up a TrainMaster Command Control system that fits your needs and budget with this easy-to-follow video. Using the core TMCC components and adding our new products, we'll show how to make the most out of your Lionel train experience.


(6-14187) \$14.95



TMCC Accessory Voltage Controller (AVC)

Extend the lives of your operating accessories. The TMCC Accessory Voltage Controller (AVC) allows you to quickly fine-tune the voltage of your accessories at the press of a button. Choose a preset voltage or create a customized setting to eliminate the premature burnout of your lamps and to adjust the operation of your accessories. *(Power supply not included.)*

(6-14186) \$129.95



TMCC Direct Lock-On

Connect your PowerHouse Power Supply directly to the track with the TMCC Direct Lock-On. Featuring a selectable current setting (for the 135-Watt or 180-Watt PowerHouses), the Direct Lock-On eliminates the need for a PowerMaster if you run only TMCC-equipped locomotives. For added safety, the Direct Lock-On provides over-current protection and an automatic reset.

(6-14178) \$39.95

TRAINMASTER COMMAND CONTROL AND CONVENTIONAL POWER



ZW and PowerHouse Power Supply Set

There's only one ZW. No single product has come to symbolize the legend of Lionel more than the Lionel ZW. Molded to original dimensions in classic phenolic resin, the ZW can run up to four trains at the same time on different layouts, plus accessories. The two engineer-type handles provide independent control of two variable voltage circuits, each with built-in whistle, direction, and bell controls. Two additional accessory circuits can be set by means of dial-type controls to any desired voltage. Or if you prefer, you can control all four outputs with a single handle!

The ZW controller can be powered by any combination of one to four 135-Watt or 180-Watt Lionel PowerHouse Power Supplies. And if you use the TrainMaster Command Control system, you can adjust each output using your walk-around remote control up to the level pre-set by its corresponding ZW handle. (It's a great way to help less-experienced railroaders keep your trains under control while enjoying the thrill of independent remote-controlled operation.)

Offered with two 180-Watt PowerHouse power supplies, this ZW package provides the power and control you dream of for your vintage or state-of-the-art Lionel locomotives and accessories.

(6-32930) \$399.95





40-Watt Power and Control System

You're off to a great start with the 40-Watt Power and Control System. This power system includes an easy-to-use controller and a 40-watt AC power supply.

(6-12885) \$49.95



ZW Amp/Volt Meter

The Amp/Volt Meter for ZW controllers allows you to monitor the output of all four ZW channels with a digital LED display. Give each channel the exact power you want by watching the readings increase or decrease as you move your ZW handles. Simple to install, the Amp/Volt meter fits conveniently on the top of your ZW controller for easy monitoring.

(6-14002)

For new ZWs (1999 through present) \$124.95

(6-14077)

For old ZWs (pre-1969) \$124.95



180-Watt PowerHouse Power Supply

Power your railroad empire with an advanced 180-Watt PowerHouse Power Supply. UL® - listed for safe operation, this mighty power supply is perfect for your TMCC Track Power Controller or Direct Lock-On.

(6-22983) \$89.95



135-Watt PowerHouse Power Supply

The 135-Watt PowerHouse Power Supply is ready for duty on your layout. Featuring an on/off switch for added safety, this powerful transformer is designed for use with the TMCC Track Power Controller, Direct Lock-On, or PowerMaster.

(6-12866) \$69.95



80-Watt Transformer/Controller

Enjoy operating your favorite locomotives and sets with the 80-Watt Transformer/Controller. This set features a handsomely designed controller, reminiscent of the famous ZW. Control speed and power by raising and lowering the engineer handle, and operate your favorite features with the bell, whistle and direction buttons. On the rear of the unit, you will find a 0-18 volt variable AC output, as well as a 12 volt fixed AC accessory output. Easily attach the controller to the brawny 80-Watt PowerHouse, included with this set. Perfect for train sets and small-to medium-sized layouts, the 80-Watt Transformer/Controller provides the power you need to enjoy all your Lionel favorites.

(6-14003) \$99.95




PERFECT FOR ACCESSORIES

36-Watt Accessory Transformer

Power your Lionel accessories with the 36-Watt Accessory Transformer. This affordable power supply features variable AC voltage so you can supply the right amount of power to your accessories.

(6-32923) \$29.95



LIONEL TRACK – EXPAND YOUR WORLD!

All Lionel track is easy to use, extremely durable and very reliable. You'll never have to worry about loose connections or sections separating. And Lionel track is so modestly priced, everyone can afford to create the layout they've always imagined. We offer two styles of track:

O-27 Gauge Track:

This track, which is standard in all Lionel ready-to-run starter sets, comes in 27" diameter curves, so you can do more in a tighter space.

O Gauge Track:

Compared to O-27 track, the rails are slightly taller. It doesn't come in 27" diameter curves, but it does come in a variety of larger curves for the biggest layouts.

Note: Larger locomotives and cars will not accommodate tighter curves. Check the "Minimum Radius" in each item's catalog listing.

Looking for Ideas?

Since Lionel offers such a wide variety of track shapes and sizes, there is almost no limit to the layout you can design and build. If you'd like some suggestions, however, you can pick up a Lionel Track Pack – it includes all the track you need to make our most popular layouts.

Other Considerations:

You want a track system that comes in a lot of shapes and sizes. You also want one that's reasonably priced, so you can afford to keep adding on. Some additional things to consider:

High Conductivity Rails:

Lionel track is designed for maximum conductivity. That makes it easy to set up, minimizes problems, and maximizes the effectiveness of Lionel Magne-Traction – our exclusive traction and adherence system. Tracks that are not Lionel may be made of materials that are significantly less conductive. Your Lionel products will roll fine, but you may not get all the benefits we've built in.

Rail Shape:

Your train wheels take a lot of wear and tear rolling over metal rails. Lionel track rails are shaped to minimize this wear. Other track systems may cause your wheels to wear out faster.



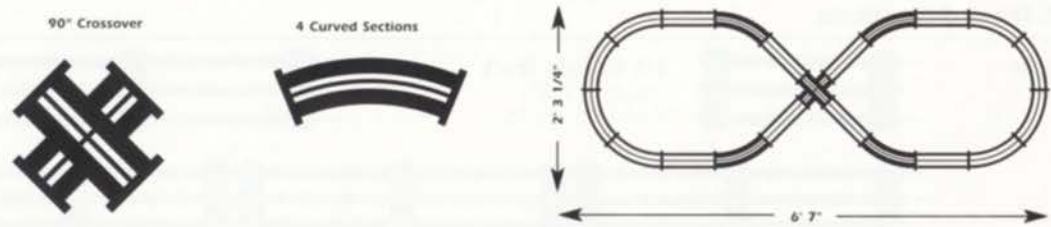
VARIETY, RELIABILITY & VALUE YOU CAN GROW WITH!

Figure 8 Add-On Track Pack
(O-27 Gauge)

Add this track to your oval to create a figure 8 layout. Requires an existing starter set oval of track.

- 1 - 90 degree crossover (6-65020)
- 4 - pieces curved track (6-65033)

(6-22966) \$12.95

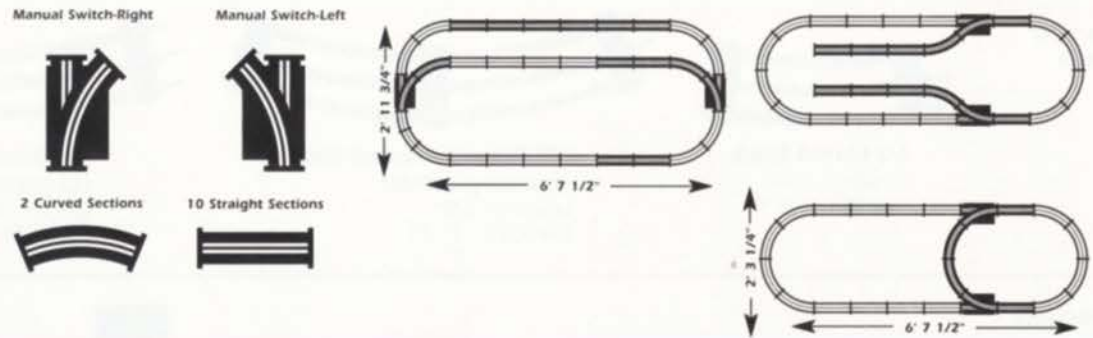


Double-Loop Add-On Track Pack
(O-27 Gauge)

Add this track to your oval to create a double loop, an oval with two inside sidings, or a double oval. Requires an existing starter set oval of track.

- 2 - pieces curved track (6-65033)
- 10 - pieces straight track (6-65038)
- 1 - right hand manual switch (6-65022)
- 1 - left hand manual switch (6-65021)

(6-22967) \$49.95

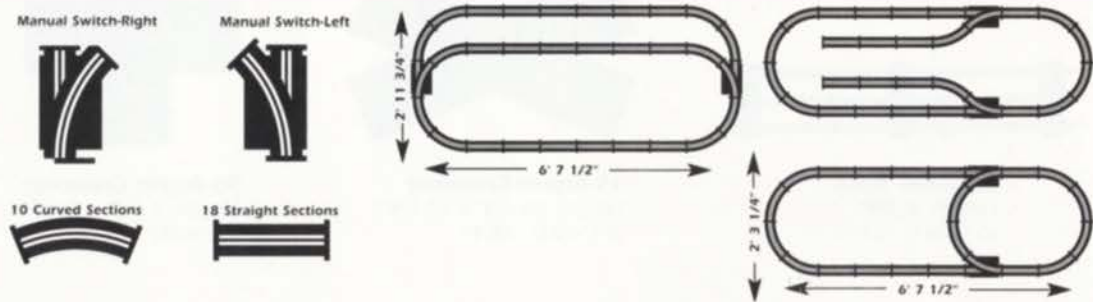


Double-Loop Complete Track Pack
(O-27 Gauge)

This complete track set will allow you to create a double loop, an oval with two inside sidings, or a double oval. No additional track required.

- 10 - pieces curved track (6-65033)
- 18 - pieces straight track (6-65038)
- 1 - right hand manual switch (6-65022)
- 1 - left hand manual switch (6-65021)

(6-22968) \$69.95

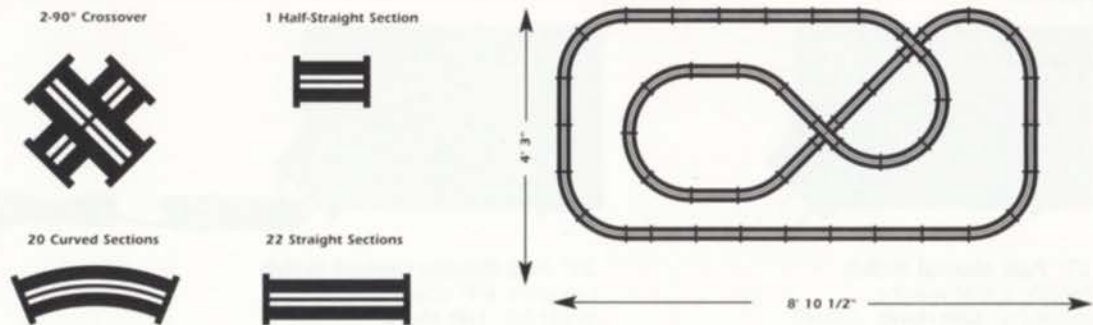


Deluxe Complete Track Pack
(O Gauge)

This complete O-gauge track set will allow you to create this detailed layout. No additional track required.

- 20 - pieces curved track (6-65501)
- 22 - pieces straight track (6-65500)
- 2 - 90 degree crossovers (6-65540)
- 1 - half straight (6-65505)

(6-22969) \$99.95



TRACK

O-27 Track Selections

Steel Pins	O-27 track	6-65042	\$1.95
Fibre Pins	O-27 track	6-65041	\$1.95

Straight Track



1/2 Straight Track
Length: 4 7/8"
(6-65019) \$0.95



Straight Track
Length: 8 3/4"
(6-65038) \$1.25



Extra-Long Straight Track
Length: 35"
(6-65024) \$3.95

Curved Track



1/2 Curved Track
Length: 5 7/16"
(6-65014) \$0.95



27" Diameter Curved Track
(8 pieces per circle)
Length: 9 5/8"
(6-65033) \$1.25



42" Diameter Curved Track
(12 pieces per circle)
Length: 10 7/8"
(6-65049) \$1.95



54" Diameter Curved Track
(16 pieces per circle)
Length: 14 1/2"
(6-65113) \$2.25

Specialty



Insulated Track
Length: 8 3/4"
(6-12841) \$3.95




45-degree Crossover
Length: 10 1/4" x 10 1/4"
(6-65023) \$8.45



90-degree Crossover
Length: 7 3/8" x 7 3/8"
(6-65020) \$8.45



Uncoupling track
Length: 8 3/4"
(6-65149) \$10.95




Remote-Control Track with UCS Controller
Length: 8 3/4"
(6-12746) \$19.95

Switches



27" Path Manual Switch
Length: 8 3/4" straight
(6-65021) **Left Hand** \$19.95
(6-65022) **Right Hand** \$19.95



27" Path Remote Control Switch
Length: 8 3/4" straight
(6-65121) **Left Hand** \$34.95
(6-65122) **Right Hand** \$34.95



42" Path Remote Control Switch
Length: 13 5/8" straight
(6-65167) **Left Hand** \$49.95
(6-65168) **Right Hand** \$49.95

O Gauge Track Selections

Steel Pins	O Gauge	6-65551	\$1.95
Fibre Pins	O Gauge	6-65543	\$1.95

Straight Track



1/2 Straight Track
Length: 5 1/2"
(6-65505) \$1.45



Straight Track
Length: 10"
(6-65500) \$1.95



Extra-Long Straight Track
Length: 40"
(6-65523) \$5.95


Curved Track



1/2 Curved Track
Length: 6"
(6-65504) \$1.45



31" Diameter Curved Track
(8 pieces per circle)
Length: 10 5/8"
(6-65501) \$1.95



54" Diameter Curved Track
(16 pieces per circle)
Length: 10 3/8"
(6-65554) \$3.45



42" Diameter Curved Track
(12 pieces per circle)
Length: 10 1/2"
(6-12925) \$2.95



72" Diameter Curved Track
(16 pieces per circle)
Length: 14"
(6-65572) \$4.25


Specialty




Insulated Track
Length: 10"
(6-12840) \$5.95



Remote-Control Track
Length: 10"
(6-65530) \$29.95



45-degree Crossover
Length: 11 3/4" x 11 3/4"
(6-65545) \$16.95



90-degree Crossover
Length: 8 5/16" x 8 5/16"
(6-65540) \$16.95

Large Scale Track

STRAIGHT TRACK

- Length: 11 3/4"
(8-82000) \$3.99



CURVED TRACK

- Twelve pieces make a 4.3-foot diameter circle
(8-82001) \$3.99



WIDE RADIUS CURVED TRACK

- Twelve pieces make a 5.3-foot diameter circle
(8-82004) \$3.99

LOCK-ON WITH WIRES

- Designed for quick, positive connections between transformers, track and accessories
(8-82101) \$5.49

REMOTE SWITCHES

- Convenient remote operation with lighted control unit and high-profile signal. Rail joiners included.
- Length: 11 3/4" straight and curved sections
(8-82007) Right-Hand Remote Switch \$69.95
(8-82008) Left-Hand Remote Switch \$69.95

Switches



31" Path Remote Control Switch
Length: 10" straight
(6-14062) **Left Hand** \$64.95
(6-14063) **Right Hand** \$64.95



72" Path Remote Control Switch
Length: 14 1/4" straight
(6-65166) **Left Hand** \$99.95
(6-65165) **Right Hand** \$99.95


MISCELLANEOUS MAINTENANCE ACCESSORIES

MAINTENANCE & UPGRADE KITS

Lionel Train Book

- Tips and tricks on building and maintaining your model railroad
- 132 pages

(6-62985) \$14.95



Lubrication/Maintenance Set

- Includes gear lube, oil applicator, track cleaning fluid, track-cleaning eraser and cleaning instructions

(6-62927) \$14.95



Ives™ O-27 Gauge Track Clips

- Keep your O-27 track sections together with these easy to use slide on clips
- Perfect for keeping temporary or floor layouts together
- Box of 12

(6-62901) \$7.95

O Gauge Track Clips

- Keep your O gauge track sections together with these easy to use slide on clips
- Perfect for keeping temporary or floor layouts together
- Box of 12

(6-12743) \$7.95

Smoke Fluid

- Designed for use with all Lionel steam and diesel locomotives that feature smoke units

(6-62909) \$5.45



Die-Cast Metal Sprung Trucks

- Upgrade your rolling stock trucks
- New metal coupler armature
- Quick and easy to install
- Add weight and improve tracking
- Box of 2

(6-14078) \$12.95



Lock-On

- Classic Lionel Lock-On allows you to easily and quickly connect your power supply to your Lionel Track

(6-62900) \$2.45

Lock-On With Wires

(6-62905) \$4.95



For the best look at your favorite new products, be sure to visit our website, www.lionel.com, and click on the exciting MagniVision™ link. Lionel MagniVision is a revolutionary new technology that allows you to zoom in on any area of a locomotive, car or accessory, and see amazing detail. Be sure to stop back often as new pictures are being loaded continuously. MagniVision is simply the best way to view your favorite Lionel products!



Normal View



MagniVision



Get the Inside Track on what's happening at Lionel!

For over 25 years, thousands of members have considered the Lionel RailRoader Club the real "Inside Track" on what's happening at Lionel. The best value at the best price. Here's your opportunity to join thousands of others in this legendary club.

MEMBERSHIP BENEFITS — \$20 per year


- Four quarterly issues of *INSIDE TRACK*, the official publication of the LRRC. Each issue offers a winner of "Something for Nothing," the Lionel product give-away, along with "inside" information and "how-to" articles.
- All Lionel Classic catalogs mailed to members, second only to our Lionel dealers
- Membership card
- Annual club button (start your collection now!)
- Exclusive offers to purchase LRRC cars and merchandise. Visit our Lionel Visitor's Center here in Michigan and receive a 10% discount on any purchase (please call ahead for reservations!)

To join the Lionel RailRoader Club:

Write to: Lionel RailRoader Club
P.O. Box 748
New Baltimore, MI 48047

Call: (586) 949-4100

or Visit: www.lionel.com



At Lionel, we are committed to providing our customers with superior-quality products and service. It is a commitment shared by our many Lionel Authorized Dealers and Lionel Authorized Service Centers around the country. To locate a Dealer or Service Center near you, call 1-800-4LIONEL (1-800-454-6635). Or, call the Lionel Customer Service Center at 586-949-4100. You can also e-mail us at talktous@lionel.com or visit our website at www.lionel.com. Our knowledgeable staff is always eager to help you fully enjoy the magical world of Lionel model trains.



Cover illustration by Bob Byerley

They called it "The General"; the most beautiful electric train ever made. For three straight years, when asked what he wanted Santa to bring him, that wonderful iron horse was his only answer. When he was seven years old and had just about given up hope, it happened. For him, it was the one childhood gift none of us ever forget. For more information about "The General" please visit www.byerleyart.com or your local gallery.

50625 RICHARD W. BOULEVARD
CHESTERFIELD, MICHIGAN
48051-2493
UNITED STATES OF AMERICA
PHONE: 586-949-4100
E-MAIL: TALKTOUS@LIONEL.COM
WWW.LIONEL.COM

COPYRIGHT ©2002 LIONEL L.L.C.

\$5.00

