



# LIONEL

1996



**COMPLETE SETS** Lionel O-27 sets include everything you need to get going immediately: locomotive, cars, track and a powerful transformer. Lionel O-27 sets are the perfect way to start railroading—and they're the economical way to expand.

**6-11809 The Village Trolley Company trolley set**

This charming trolley adds the magic—and motion—of Lionel to your collectible ceramic village. You can feel the spirit of the season as the little Lionel trolley travels oh so quietly through your village. Or use the bumpers and give your village residents the back-and-forth service they deserve. Classic Lionel styling combined with festive colors make the Village Trolley a natural addition to any railroad.

**Features:** Plastic and metal construction • DC motor that runs on alternating or direct current • Directional headlight • Eight curved and four straight track sections • Two automatic reversing bumpers \$89.95

**Operating headlight.**





**Your passengers are never in the dark.**

**Power source included.**



**Create an oval layout or install the bumpers for point-to-point operation.**



**6-11735 New York Central Flyer freight set**

Get a great start in Lionel railroading with the Lionel O-27 New York Central Flyer freight set. All the excitement of Lionel is here. Start with the rugged die-cast metal 4-4-2 Atlantic steam locomotive. It puffs real smoke *in synchrony* with the action of the drive wheels! Use the remote-control button to blast your warning with the tender's steam whistle. And run 24-hour operations with the brilliant headlight mounted inside the rugged Atlantic's body.

The Atlantic features transformer-controlled forward-neutral-reverse operation. The complete set—tender, flatcar, boxcar with

sliding door, and bright red caboose—is a great start toward building your Lionel fleet. Each car has operating knuckle couplers and metal wheels and axles.

Like all Lionel O-27 sets, the NYC Flyer includes enough track (8 curved and 8 straight) to make a big 27" x 63" oval, an easy-to-use AC controller with whistle





button and powerful, UL-listed 3-amp, 40-watt transformer, wire and lockon to get that power to the track, and smoke fluid. There's even a die-cast metal truck and trailer with a 40-piece cargo load and two railroad/highway grade crossings.

Whether you're just starting in electric trains or looking to expand, the Lionel O-27 New York Central Flyer freight is a terrific value—and every inch a Lionel. \$189.95



**This engine smokes – and whistles too!**



**Rugged die-cast metal construction.**



**Powerful, easy-to-use 3-amp, 40-watt power and control system.**



**A 27" x 63" oval for plenty of action.**



**Compete with the trucking industry – just like real life!**



### 6-11748 Amtrak Alco passenger set

Amtrak. The name. The paint scheme. The service! All this can be yours with the Lionel O-27 Amtrak Alco passenger set.

Leading the way is the streamlined Alco FA diesel locomotive. It's full of excellent detail and includes a brilliant headlight for nighttime fun. The Alco gets its big pulling power from twin DC motors. And like all Lionels, the Alco features transformer-based forward-neutral-reverse operation for the ultimate in control.

The Alco pulls three Amtrak passenger cars, each with brilliant interior illumination and realistic passenger silhouettes. There's the combination car carrying baggage *and* passengers. Always a favorite

with travelers, the Vista Dome—with its distinctive "rooftop seating"—provides passengers with a spectacular view of the passing countryside. And finally there's the sleek observation car which lets passengers see where they've been.

This excellent-value set includes a 27" x 63" oval of O-27 track (8 curved and 8 straight sections), easy-to-use controller with a powerful UL-listed 3-amp, 40-watt transformer, hook-up wire and lockon.

### 6-11905 US Coast Guard set

**New!** Protect your shores with the new Lionel O-27 US Coast Guard set! This rugged offering includes everything you need to get running immediately—including tons of extras that'll keep the action going for hours.

Leading up the set is the dependable Lionel NW2 diesel locomotive. Its dual can motors and diesel horn make for plenty of power and noise when you need to alert your crew. Use the transformer to control your NW2's forward-neutral-reverse operation. Magnetic couplers and a brilliant headlight round out the dependable diesel's features.

If the locomotive sounds fun, wait 'til you hear about the set. Starting things off is the flatcar carrying a Coast Guard rescue speed boat. While the train is rolling, the boat rests safely in its custom cradle. But when there's trouble on the high seas, use the derrick car (next in line) to drop the rescue speed boat into the "water." For extra fun, place batteries in the boat (not included) and go for some high-speed operations.

The searchlight car is perfect for turning midnight into daylight during dark and stormy nights along the shore. Just increase track power until you have the proper lighting level, then aim the light just about anywhere you want—it rotates 360 degrees!

To keep track of Coast Guard vessels at sea, rely on the radar car. Its antenna rotates during operation, helping the tireless crew in their dedicated effort to maintain safe seas.

Rounding out the rolling stock is the rescue

caboose. It's illuminated and features another crew member resting between rescue operations. Look for removable oxygen tanks to assist in medical emergencies.

Don't forget about supplies. They're always on time, thanks to the US Coast Guard tractor-trailer included with the set. It's just one more element of fun in a set already brimming with play value.

Everything you need to get running is here. The set includes an oval of track, a powerful 3-amp, 40-watt transformer and controller, and two grade crossings. Salute the dedication of our US Coast Guard with this terrific new Lionel O-27 ready-to-run set. **\$299.95**



**Deliver the goods to any shore point.**



**3 amps. 40 watts. Power.**



Commemorate the modern era of passenger train travel with the striking, patriotic hues of Amtrak. It's a great way to get into Lionel railroading—or a terrific addition to your Lionel railroad.

\$219.95



**You've got power with our brawny 3-amp, 40-watt power and control system.**



**Brilliant headlight.**



**The lights are on in every Amtrak car.**




**Introducing your engineer.**



**Tons of track.**



**Who doesn't want to ride in a Vista Dome?**



**Even the tail end is totally detailed!**



**No matter what the problem, the medical caboose can handle it.**



**Put a light on high seas trouble.**



**This derrick is ready.**



**Use the radar car to keep an electronic eye on the seas.**



**Jump the waves with this motorized boat.**



**Brilliant illumination for those dark nights on the docks.**



**6-11900 Santa Fe Special set**

**New!** Step up to the next level in Lionel O-27 ready-to-run sets—the all-new Santa Fe Special! Designed to provide the maximum for your investment, the Santa Fe Special is a terrific first set or a great way to increase the action on your Lionel railroad.

Everything starts with the Santa Fe 4-4-2 steam locomotive. It's built on our rugged four-wheel drive that runs and runs and runs. If you're into authentic Santa Fe markings, you'll like this engine. Plus, you'll find Lionel standards like a brilliant headlight, forward-neutral-reverse operation, and synchronized smoke chuffing with every turn of the rugged drive wheels—a Lionel exclusive.

We designed the freight cars exclusively for the Santa Fe Special. Start things off with the Santa Fe trailer-on-flatcar. Unload the trailer, couple it to the matching tractor, and head to town with your freight deliveries.

Next, add a flatcar carrying two vintage Fifties sedans. They're removable and ready for sale on your model car lot. The Scout boxcar is a terrific design that evokes the classic period of Santa Fe freight operations. And the log dump car will provide you with hours of unloading fun.

Finally, there's a red AT&SF caboose—the perfect end to what might just be the perfect step-up Lionel O-27 set.

And don't forget the essentials. The



**Bright times inside this caboose.**

Santa Fe Special comes with an oval of track, powerful 3-amp, 40-watt power supply and controller, hookup wire and track lockon, and tons of extra stuff that makes freight railroading the challenge it is.

Excellent rolling stock. Rugged steam locomotive with smoke and sound. Track galore. No matter what your interest in electric trains, the Lionel O-27 Santa Fe Special is a classic in the making.

**\$269.95**



**Loads of power.**



**The rugged Santa Fe 4-4-2. It runs and runs and runs.**





Smoke. Lights.  
(Kind of like  
Hollywood.)

ALL NEW  
DIE-CAST METAL  
BODY!



Fifties sedans.  
Just where are  
they going?



Log dump action!

Tons  
of  
stuff.



Trucks and trains -  
together more than  
you think.



**Diesels, electrics, and motorized units****6-18433 Mickey and Minnie handcar**

Santa and Mrs. Claus sure look a lot like Mickey and Minnie Mouse! Everyone loves Mickey and Minnie, particularly when they're so well suited for the holidays. They come decorated in stylish North Pole wear for those cold winter nights on your main line. Their classic Lionel handcar is powered by a dependable DC drive that'll deliver years of performance excellence. And when it comes to looks, you just can't beat Mickey and Minnie. They're expertly decorated in authentic holiday colors, the perfect match for their handcar. Add this terrific under-the-tree item to your next holiday celebration.

**Features:** Injection-molded plastic and metal construction • Powerful DC motor • Painted characters • Length 4" \$69.95 © Disney

**6-18430 Crew Car**

Get your railroad workers to the job site quickly, safely, and in complete comfort with the new Crew Car! This classic American station wagon cruises the rails of your Lionel railroad thanks to the precision DC motor mounted inside. Pilot and trailing trucks help keep everything on track through the roughest of right-of-way. Plus, the Crew Car comes decorated for the New York Central System—one of the most popular roadnames in the Lionel family. Add this terrific new motorized unit to your Lionel fleet.

**Brilliant taillights!**

**Features:** Injection-molded plastic and metal construction • Illuminated headlights and taillights • Metal pilot and trailing trucks • Length 7" \$59.95

**6-18939 Union Pacific NW2 diesel switcher set**

Bring the majestic colors of the Union Pacific to your railroad with this handsome new set. The classic design of the Electro-Motive NW2 diesel switcher is matched only by the unique shape of its matching calf unit. The NW2 features two powerful DC motors and enhanced tractive effort for increased pulling power. The illuminated interior keeps the crew's eyes focused on the task at hand, while the brilliant headlight lights the way during operation. An assertive diesel horn lets everyone know when the NW2 is approaching. Even the nonpowered calf has a headlight. And the UP's stunning paint scheme is captured in precision detail.

**Features:** Powered NW2 cow and nonpowered NW2 calf • Injection-molded plastic and metal construction • Two powerful DC motors • Diesel horn • Interior illumination • Brilliant headlight in both cow and calf units • Operating knuckle couplers • Total length: 23 3/4" \$209.95





**6-18431 Trolley Car**

Going downtown? Why walk when you can ride Lionel Transit! Featuring a completely re-engineered drive, the classic Lionel trolley will amaze you with its dependable performance and smooth, quiet operation. Operate it between Lionel bumpers and enjoy back-and-forth operation automatically. Or run the Lionel Transit trolley around your model metropolis and enjoy nothing but satisfied customers. Interior illumination and direction-specific headlights keep the motorman happy, while the crisp decoration is something every trolley maintenance crew can appreciate. When you want to get there, count on Lionel Transit.

**Features:** Injection-molded plastic and metal construction • Powerful DC motor • Back-and-forth operation when you run the trolley between bumpers • Direction-specific headlights • Interior illumination • Length 7 1/2" \$69.95



**It's bright inside.**



**6-18434 Porky and Petunia Handcar**

Was there ever a happier couple? And why not—who can resist the thrill of a Lionel handcar? The latest twosome to travel Lionel tinplate rails in manual style is none other than that porcine Warner Bros. pair, Porky and Petunia Pig. Their handcar features a dependable DC drive that'll provide years of smooth operation.

**Features:** • Injection-molded plastic and metal construction • Powerful DC motor • Painted characters • Length 4" \$69.95

TM & © 1996 Warner Bros.



**Even the calf unit helps light the way.**



**6-16741 Union Pacific illuminated bunk car**

Hard working rail crews deserve the comforts of this illuminated bunk car. Give 'em a break and add it to your Union Pacific consist. It provides color and night-time drama too!

**Features:** • Illuminated interior • Operating knuckle couplers • Metal wheels and axles • Length 11" \$44.95

**6-16581 Union Pacific illuminated caboose**

Add this illuminated square-window caboose to the Union Pacific cow and calf combo pictured at the left and you're ready to build a set that will highlight any layout.

**Features:** • Illuminated interior • Operating knuckle couplers • Metal wheels and axles • Length 9" \$46.95



**A warm glow from each window.**



**6-18226 GE Dash 9 diesel locomotive**

**New!** Introducing another first on the Lionel Lines—the General Electric Dash 9 diesel locomotive!

From the General Electric shops in Erie, Pennsylvania, comes this powerful workhorse of today's railroading.

The Dash 9 is making its mark on North American main lines with dependable performance and rugged build quality—just like our new Lionel locomotive.


For the first Lionel Dash 9 decoration scheme, we've chosen the first General Electric version—their demonstrator that helped sell Dash 9s to railroads across America and Canada. The black scheme contrasts sharply with the GE logo and "Dash 9" name board. And it's authentic right down to the brand-new truck design. In fact, we used GE's own blueprints to create this highly detailed model.

Best of all, the Dash 9 is Lionel TrainMaster Command-equipped. That

**No one does the details like Lionel.**



**Directional lighting, automatically.**



**Even the roof detail is rivet- and weld-accurate.**

means it features the Liontech Command reverse unit, a revolutionary new microcomputer that not only gives you control over *every* locomotive feature (directional headlights, Railsounds II, and more), but lets you run the Dash 9 independently on the same track, *at the same time*, with other Command-equipped Lionels. Or, run the Dash 9 on a conventional railroad and enjoy standard forward-neutral-reverse operation automatically. The Lionel Command-equipped Dash 9 diesel locomotive is quite simply the most advanced electric train you can buy.

Thrill at the realism of the Dash 9 Railsounds II system, featuring actual Dash 9 digital sounds recorded by Liontech engineers. Fully controllable diesel roar, clanging mechanical bell, and MultiHorn—different every





### All-new fuel tank.

time—are just the beginning. Next, add extra sounds and details like squealing brakes to reveal the true depth of the Railsounds system. *Nothing* comes close to Railsounds—except the real thing.

Looking for raw power? The Dash 9 delivers with two powerful Pullmor motors for the tractive effort you need. And Magne-Traction keeps the Dash 9 surefooted on the tightest of O gauge curves. If long freights are common on your Lionel railroad, the Dash 9 is ready for service.

No other electric train gives you this much realism and control in such a rugged package. The Lionel Dash 9 diesel locomotive—another Lionel first.

### The Dash 9's cab - where the action is.



**Features:** Plastic and die-cast metal construction • Dual Pullmor motors  
 • Equipped with the Liontech Command reverse unit for command and conventional operations, automatically • Railsounds II Dash 9 digital sound system  
 • Directional lighting  
 • Interior illumination  
 • Operating couplers  
 • Length 16½" \$699.95

### The Lionel Dash 9. Another rugged performer from the leader in model railroad technology.

**ROLLING STOCK** Each car features operating knuckle couplers and metal wheels and axles.



**6-19945 Holiday boxcar** Keep your Lionel holiday boxcar collection complete with our 1996 car.  
**Features:** • Colorful graphics • Opening doors • Length 10 1/4" \$34.95



**6-19943 I Love Arizona boxcar**

Here it is—lucky number thirteen in our "I Love America" commemorative boxcar series. Don't miss it!

**Features:** • Plastic boxcar • Opening doors • Length 10 1/4" • \$34.95



**6-16955 AT&SF flatcar with Ertl® Challenger**

Bring the boss of heavy construction—our custom Ertl Lionel Construction Challenger—to your model job site.

**Features:** Plastic depressed-center flatcar • Die-cast metal Ertl Challenger (removable) • Length 9 3/8" \$44.95



**6-16419 Tennessee Central hopper**

Add coal-mining color to your freight fleet with the Tennessee Central two-bay hopper. It even comes with a coal load.

**Features:** Plastic hopper • Plastic coal load • Length 9 1/4" \$24.95



**6-16958 Lionel flatcar with Ertl® New Holland loader**

No job is too little or too tough for our custom Ertl Lionel Construction New Holland loader.

**Features:** Plastic depressed-center flatcar • Die-cast metal Ertl New Holland loader • Length 9 3/8" \$44.95



**6-15002 Chesapeake & Ohio waffle-sided boxcar**

Expand your fleet of 1970s-era waffle-sided boxcars with this snappy version decorated for the C&O.

**Features:** Plastic boxcar • Opening doors • Length 10 1/4" \$34.95



**6-15003 Green Bay & Western waffle-sided boxcar**

Another catchy roadname for a classic piece of Lionel rolling stock.

**Features:** Plastic boxcar • Opening doors • Length 10 1/4" \$34.95

**LOONEY TUNES**

**6-19286 Warner Bros. "All Abirrrrd" Boxcar**

Anyone who grew up watching Looney Tunes and Merrie Melodies will remember the classic 1956 "All Abirrrrd" episode starring Tweety and Sylvester. We've re-created the pivotal scene from the short on a 9700 boxcar, much to the anguish of Sylvester.




**Beware of birds pulling emergency cords.**

Features: Plastic boxcar • Opening doors • Length 10 1/4"

\$59.95

TM & © 1996 Warner Bros.



**S T A N D A R D O**

**6-17407 NKP gondola with scrap load**

Our Standard O gondola has a brand-new load. Just look at the detail of this scrap-metal load! If it's industrial, it's probably there. Plus, try to find the rat hidden somewhere in the junk.

Features: Plastic gondola • Weathered load • Die-cast sprung trucks • Length 11 1/2"  
\$49.95



**6-17009 New York Central two-bay hopper**

New York Central graces the venerable ACF two-bay Standard O hopper.

Features: Plastic hopper • Die-cast sprung trucks • Length 9 1/2"  
\$49.95



**6-17127 Delaware & Hudson three-bay hopper**

The striking colors of the D&H bring this three-bay hopper alive.

Features: Plastic hopper • Plastic coal load • Die-cast sprung trucks • Length 12 1/2"  
\$54.95



**6-17128 Chesapeake & Ohio three-bay hopper**

Complete your 1996 Standard O hopper fleet with the C&O.

Features: Plastic hopper • Plastic coal load • Die-cast sprung trucks • Length 12 1/2"  
\$54.95



**6-17223 Milwaukee Road double-door boxcar**

Haul auto parts to and from Brew Town in this sharp MILW double-door.

Features: Plastic boxcar • Opening doors • Die-cast sprung trucks • Length 13 1/2"  
\$59.95

**6-19276 6464 Boxcar Series V**



6464-300 Rutland



6464-375 Central of Georgia

In the 1950s and '60s The Lionel Corporation produced a historic collection of boxcars known as 6464s. They featured realistic paint schemes of then-contemporary boxcars, capturing the look and feel of an era. Today we're proud to bring back the 6464s in three-packs for easy collecting. This time we've included three of the best 6464s ever produced by The Lionel Corporation—the Rutland (6464-300), the B&O Sentinel (-325), and Central of Georgia (-375). Each comes precision-decorated with graphics that faithfully re-create the look and feel of the originals.

**Features:** • Plastic and die-cast metal construction • Accurate decoration • Die-cast trucks and couplers • Length 10 1/4" \$135.00



6464-325 Baltimore & Ohio Sentinel

**OPERATING CARS** Each car features operating knuckle couplers and metal wheels and axles.

**6-19824 US Army target launcher**

**First reissue!** Announcing the return of a Lionel cold war classic—the 3470 target launcher!



Originally produced between 1962 and '64, the 3470 features a fan that actually elevates a small balloon—even when the car is moving! Take aim with your missile boxcar or missile-launch flatcar, and head for the bomb shelter! It's great fun and a classic reminder of a historic era gone by.



**Features:** Operating fan • Balloon • Track-powered; on-off switch • Length 10 1/4" \$56.95



**6-16673 Whistle tender**

Add a steam whistle sound to any locomotive in your collection with this Lionel Lines coal tender.

**Features:** Air whistle • Whistle activation button • Operating knuckle coupler on rear • Removable fixed knuckle on front • Length: 8 3/4" \$49.95



**6-16719 Exploding boxcar**

**First reissue!** A classic disaster just waiting to happen—the ever-popular 6470 exploding boxcar from 1959-60, now better than ever. Originally designed by The Lionel Corporation for use with the missile boxcar and missile-launch flatcar, the exploding boxcar actually flies into a number of pieces when impacted by a toy projectile. (Don't worry—it takes 2 seconds to reassemble!) If your railroad is in need of ordnance objectives, the exploding boxcar may be just the ticket.

**Features:** Plastic boxcar that "explodes" upon impact • Quick and easy reassembly • Length 10 1/4" \$49.95



**6-19827 Operating boxcar**

A Lionel classic. The operating boxcar has been a staple on Lionel railroads worldwide since the late 1940s, and this New York Central version continues that fine tradition. Press the remote-control button and the door opens, revealing a railroad worker going about



**Lionel Disney boxcars** Each car features die-cast metal sprung trucks, die-cast metal operating knuckle couplers and metal wheels and axles.

**6-19280 Mickey's Wheat hi-cube boxcar**

Mickey's gone into the gardening business—and Lionel Lines is his carrier! Mickey's Wheat features all-new graphics depicting Mickey's agrarian endeavors. Let's eat!

**Features:** Plastic and die-cast metal construction • Opening doors • Colorful graphics • Length 11 1/4" \$74.95 © Disney



**6-19281 Mickey's Carrots hi-cube boxcar**

Why stop with wheat? Mickey's into carrots, too, and we've got the boxcar to prove it. Keep your collection complete with *both* cars.

**Features:** Plastic and die-cast metal construction • Opening doors • Colorful graphics • Length 11 1/4" \$74.95 © Disney



his duties. Classic fun.

**Features:** Plastic boxcar • Remote-controlled opening door (requires remote uncoupling track, sold separately) • Length 10 1/2" \$54.95

**6-16725 Rhino transport car**

If this one doesn't prove Lionel has a sense of humor, nothing will! One day while concepting, we thought, *if giraffes can poke heads out of O-27 boxcar roofs, why not endangered gray rhinoceroses?* Here's the result. A rhino's head bobs up and down as the car moves along the track. Colorful "endangered species" graphics complete the realistic look. First giraffes, then rhinos. What could possibly be next? Stay tuned. . . .

**Features:** Plastic construction • Rhino head automatically bobs up and down with car motion • Length 10 1/4" \$44.95



surrounding scenery while the car moves along. Learn not to burn!



**Features:** Plastic and metal construction • extension ladder • Firefighter oscillates during operation • Length 10 1/2" \$69.95



**6-16724 Mickey and friends submarine car**

Go underwater with Mickey Mouse and his friends! All your favorites have hitched a ride in a classic Lionel submarine. Each one has its own porthole; look for Mickey, Minnie, Goofy, Donald, Daisy and Pluto. Of course, the submarine is classically Lionel—wind up its nose cone, release the propeller retainer, and the immersed sub takes off. Another great piece for your collection.



**Features:** Plastic construction • Operating submarine • Length 10 1/2" \$54.95 © Disney



**6-16726 US Army fire ladder car**

An updating of The Lionel Corporation's 3512 Ladder Company car. This one is decorated for use with the US Army GP9 and other Army cars. The ladder extends to twice its contained length. Even the firefighter hoses





Coach Chessie' Club



Dining car Gadsby Kitchen

**6-19164 Chesapeake & Ohio passenger cars**

There's nothing more visually stunning than a complete set of streamlined passenger cars behind a classic streamlined locomotive. That's just what you'll experience when you add these Chesapeake & Ohio aluminum cars to your 1995-96 C&O Hudson passenger set. The coach and dining cars create a beautiful image as they blend with the avant garde stylings of the C&O Hudson in action.



Features: Aluminum and die-cast metal construction • Authentic C&O decoration • Set includes one coach and one dining car • Length 16" each \$249.95

**6-19154 Atlantic Coast Line passenger car set**

It streaks down the eastern seaboard with elegance and style. And everywhere it goes, heads turn. It's the Atlantic Coast Line passenger set, the perfect complement to the 1996 ACL F3 A-B-A diesel locomotive set. The chrome of these passenger cars creates a stunning contrast to the purple hue of the F3 set. If ever a Lionel aluminum passenger set was a conversation piece, this is it. The set includes a combination car, dining car, passenger coach, and observation car, each decorated with black roof and purple letter and number boards. But it's the chrome that steals the show. Your Atlantic Coast Line F3 set won't be complete without it.



Combination no. 101



Dining Talladega



Features:  
 Aluminum and die-cast metal construction  
 • Interior illumination  
 • Die-cast metal trucks • Magnetic couplers • Authentic ACL decoration  
 • Set includes combination car, dining car, coach, and observation • Length 16" each \$499.95

**Just try to envision a more visually exciting passenger set.**





Detail only Lionel can build.



Never a dark moment.



Coach Moultrie



Observation no. 256



Each car brightly lit.

Imagine this streak of chrome and purple on your railroad.



**AMTRAK PASSENGER CARS AND ALCO DIESEL ENGINE** Add these to the Amtrak set on page 4.

**6-15107 Amtrak Vista Dome car**

Complete your Lionel O-27 Amtrak passenger consist with the Amtrak Prairie View Vista Dome car. It's decorated to match our Alco Amtrak set (6-11748) and features interior illumination for glowing panoramas as the car travels the iron of your railroad. Dual pickups ensure continuous illumination too.

**Features:** Plastic Vista Dome car • Interior illumination • Authentic Amtrak decoration • Magnetic couplers • Length 11½" \$49.95



6-15107 Amtrak Vista Dome car

**6-18937 Non-powered Amtrak FA-2 ALCO**

You just can't beat the look of two engines linked end-to-end at the head of a line of passenger cars.

**Features:** • Front operating knuckle coupler and rear manual coupler • Metal wheels and axles • Operating horn • Operating headlight • Illuminated cab and number boards • Length 11½" \$69.95



6-18937 Amtrak non-powered FA-2 ALCO

**6-15100 Amtrak Passenger car**

**Features:** • Illuminated interior with passenger silhouettes • Metal wheels and axles • Operating magnetic knuckle couplers • Authentic Amtrak decoration • Length 11½" \$49.95



6-15100 Amtrak Passenger car

**6-16098 Amtrak Passenger car**

**Features:** • Illuminated interior with passenger silhouettes • Metal wheels and axles • Operating magnetic knuckle couplers • Authentic Amtrak decoration • Length 11½" \$49.95



6-16098 Amtrak Passenger car

**6-16099 Amtrak Vista Dome car**

**Features:** • Illuminated interior with passenger silhouettes • Metal wheels and axles • Operating magnetic knuckle couplers • Authentic Amtrak decoration • Length 11½" \$49.95



6-16099 Amtrak Vista Dome car



**Never a dark moment.**



**6-15108 Northern Pacific Vista Dome car**

Vista Domes have always been about seeing the passing scenery in all its glory. Experience Vista Dome magic with the Northern Pacific—their former main line traveled through some of the most stunning scenery in North America. Our O-27 version is an excellent addition to your collection of NP passenger cars.

**Features:** Plastic Vista Dome car • Interior illumination • Authentic Northern Pacific decoration • Magnetic couplers • Length 11½" \$49.95



**Interior illumination.**



**6-19151 Norfolk & Western duplex roomette car**

Here's another fine addition to your collection of Norfolk & Western passenger cars—the duplex roomette car. Decorated in classic N&W hues, the roomette car features the hi-lo windows characteristic of duplex cars. Passenger silhouettes and gold-leaf lettering and stripes complete the authentic look. Keep your N&W roster complete!



**Interior illumination.**



**Features:** Aluminum and die-cast metal construction • Interior illumination • Magnetic couplers • Length 16" \$129.95

**6-19152 Union Pacific duplex roomette car**

As its passenger cars streaked their way across the great plains, the Union Pacific always guaranteed its passengers the ultimate in comfort. This duplex roomette car evokes the grandeur of UP's glorious passenger service of the past. Authentic decoration and the noteworthy *Pacific Waves* name combines to make this a must-have piece.



**Interior illumination.**



**Features:** Aluminum and die-cast metal construction • Interior illumination • Magnetic couplers • Length 16" \$129.95

**DIE-CAST TRACTORS AND TRAILERS**

**6-12932 Laimbeer Packaging tractor-trailer set**

Ever wonder who makes Lionel's terrific shipping cartons? Reflect no more, because the answer is printed right on our newest tractor-trailer set. Laimbeer Packaging, owned by former Detroit Pistons basketball great Bill Laimbeer, is a major supplier to the automotive and manufacturing industries nationwide, so our tractor-trailer set will be right at home on just about any Lionel railroad—including yours.

**Features:** Die-cast metal and plastic construction • Authentic Laimbeer Packaging decoration • Length 12" \$16.95

**6-12852 Die-cast intermodal trailer frame**

We have a saying here at Lionel: You can never have too many die-cast trailer frames around. Words to truck by.

**Features:** • Die-cast metal construction • Length 8" \$7.95



**TRACK SYSTEMS**

**6-12925 O gauge O42 curved track section**

**New!** Here's another quality addition to the ever-growing O gauge track

system line. Long requested, it's finally here—the O42 curve for O gauge track. Expand the possibilities of *your* railroad.

**Features:** • Metal construction • Full circle diameter 42" \$2.49



C · O · M · M · A · N · D

Model Railroad Control System



Control your Lionel empire—locomotives, switches, and accessories—with the Lionel TrainMaster Command model railroad control system.

TrainMaster Command elevates your model railroading experience to a new realm. Enjoy the freedom of walk-around control with the CAB-1 remote. Run multiple trains—from today's Command-equipped Lionels to *any* AC-powered locomotive you own—on the same track, at the same time. Control the features of Command-equipped locomotives from CAB-1's keypad. And experience enhanced performance from every locomotive in your fleet. It's the kind of control every Lionel railroader has dreamed of.

The TrainMaster Command Base and SC-1 switch and accessory controller give you total control of your empire.

Send your commands with CAB-1. The Command Base receives the CAB-1 broadcasts, turns them into digital language, and sends the communications around the railroad. Every Command-equipped locomotive on track and every SC-1 installed on your railroad hears the Base, but *only* the locomotive, switch, or accessory you've commanded will respond. The power is in your hands.

Trust the PowerMaster power distribution center and PowerHouse power supply for dependable remote-control of your railroad's electrical needs. Or, use your existing power delivery system like the classic Lionel ZW for traditional electrical supply.

Lionel TrainMaster Command. Giving you the power you've always wanted. From Lionel and Liontech, the leaders in model railroad technology.

**6-12911 TrainMaster® Command™ Base**

**New!** Transform your railroad into a TrainMaster Command empire! When used with the CAB-1 remote (sold separately), the Command Base's digital communications control Command-equipped locomotives, switches, accessories, and more. One Base required per railroad.



**Features:** Digital signalling that communicates with Lionel Command-equipped locomotives and SC-1 switch and accessory controllers • One-wire connection • Communication does not affect conventional locomotives • Includes Lionel wallpack • For use on AC-powered railroads only **\$79.95**

**6-12868 CAB-1™ Remote**

The power is in your hands with CAB-1. Address locomotives, control track voltage, throw switches, operate accessories, and much more, all with a 150' walkaround range. Requires four AA alkaline batteries (not included).



**Features:** Controls up to 99 locomotives • Control switches, accessories, routes, electrical divisions, and multi-locomotive consists • Designed for use with the Command Base and PowerMaster (each sold separately) • Full 150' radio-frequency walkaround range • Requires four AA alkaline batteries (not included) **\$165.95**

**6-12897 PowerMaster™ Power Distribution Center**

Control the flow of electricity to every part of your railroad. Install as many as 10 PowerMasters for divisional control. Designed for use with the PowerHouse power supply (sold separately) or any AC-output transformer (when used with the PowerMaster power adapter cable, sold separately).



**Features:** Controls the flow of electricity to your railroad • Two-wire connection • Install as many as 10 PowerMasters per railroad • Variable- and fixed-voltage output • Designed for use with the CAB-1 remote (sold separately) **\$129.95**

**6-12914 SC-1™ Switch and Accessory Controller**

**New!** Throw switches, program routes, and activate most operating accessories from the keypad of your CAB-1 remote with SC-1.



**Features:** Digital terminal that receives communications from the TrainMaster Command Base (sold separately) • Controls four switches and two accessories • Install up to 25 SC-1s (100 switches, 50 accessories) • For use on AC-powered railroads only **\$79.95**

## 6-12866 PowerHouse™ Power Supply

Give your railroad the power it deserves. PowerHouse generates a brawny 135 watts and 8 amps of alternating current.

**Features:** Continuous 135 watt, 8 amp alternating current output  
 • Designed for use with PowerMaster (sold separately)  
 • Includes on-off switch and circuit-breaker reset button  
 • Listed by Underwriters Laboratories  
**\$69.95**



## 6-12890 Big Red® Control Button

Get everyone into the fun with the Big Red control button. Plug Big Red into the CAB-1 remote (sold separately) and duplicate your most immediate CAB-1 command when you press Big Red's easy-to-use button. Great fun for kids of all ages and the physically challenged.



**Features:** Duplicates your most immediate CAB-1 command  
 • Designed for use with the CAB-1 remote (sold separately)  
 Big Red is a registered trademark of AbleNet Inc. and is used with permission.  
**\$42.00**

## 6-12893 PowerMaster Power Adapter Cable

Use any AC-output transformer to supply PowerMaster with electricity. Includes an in-line 7-amp fuse. **\$7.95**

## O AND O27 GAUGE

### OPERATING ACCESSORIES

#### 6-12929 Rail-truck loading dock

**New!** If your railroad has freight car-truck freight service, check out this new accessory. It's the Rail-truck loading dock, featuring clearance for right-of-way and loading space for trucks. Spot a freight car, back up the tractor-trailer, and press the button. The dependable dockworker "unloads" the car tirelessly. It's great fun at a great price.

**Features:** Plastic construction • Connects to track or fixed-voltage power • Includes activation button • Some assembly required • Size 10½" x 8¾" x 6¾" **\$89.95**



### BUILDING KITS

#### 6-12931 Electrical substation

**New!** Never worry about utility bills again with our latest model kit, the electrical substation. Designed to evoke the classic lines of early-20th Century powerhouses, the substation features a small footprint (7¾" x 7¾") for put-it-anywhere installation ease. It's a snap to build, and it looks great on layouts of any era.

**Features:** Plastic construction • Assembly required • Size 7¾" x 7¾" x 9" (ramp extends 6¾") **\$39.95**



# AMERICAN FLYER® TRAINS



## 6-48017 Nickel Plate Road GP9 diesel locomotive set

The striking black-and-gold scheme of the Nickel Plate Road comes to American Flyer S gauge! And not a moment too soon—consider all the fabulous New York, Chicago & St. Louis Railroad cars we've offered. Our new Flyer Geep set consists of one powered and one nonpowered unit. Both feature interior illumination, and the powered unit includes a dis-

ting diesel horn. Keep your American Flyer motive power fleet current with the Nickel Plate GP9 set.

**Features:** Plastic and die-cast metal construction • Powerful DC motors in powered GP9 • Interior illumination in both units • Magnetic couplers • Diesel horn in powered unit • Length 10" each \$499.95

## 6-48713 Nickel Plate Road caboose

**New!** Introducing the first all-new American Flyer S gauge caboose in decades! Our new design features all of the detail and scale-like precision you expect from American Flyer. From any angle, this caboose is a winner, right down to the accurate car- and underbody detail. Plus, Nickel Plate's "High Speed Service" scheme is a great way to get started!

**Features:** Plastic construction • Die-cast metal trucks • Interior illumination • Authentic NYC&StL decoration • Length 7" \$54.95



**S GAUGE ROLLING STOCK** Each car features operating couplers and die-cast metal trucks.



**6-48511 TTUX Triple Crown intermodal set**

**New!** Go intermodal with the TTUX Triple Crown set in S gauge!

**Features:** • Plastic and die-cast metal construction • Removable trailers • Die-cast trucks • Length 22 1/4" \$99.95



**6-48406 Celanese Chemicals tank car**

Recapture the essence of The A. C. Gilbert Company's best with this Celanese® Chemicals single-dome tank car.

**Features:** • Plastic construction • Die-cast trucks • Authentic Celanese decoration • Length 8 3/4" \$49.95  
Celanese® is a registered Trademark of Hoechst Celanese Corporation, used with permission.



**6-48325 Holiday boxcar**

Say "seasons greetings" the S gauge way with our annual American Flyer holiday boxcar. These graphics are so good, you'll run it all year long.

**Features:** • Plastic construction • Die-cast trucks • Length 8 3/4" \$44.95



**6-48513 CSX flatcar with generator**

Here's an interesting load—a massive stationary generator on its way to service in industry. The CSX decoration brings a contemporary feel, too.

**Features:** • Plastic construction • Die-cast trucks • Length 10 3/4" \$44.95



**6-48407 Gilbert Chemicals tank car**

Another classic re-creation from American Flyer's glorious past. It's authentic in every detail and a natural addition to your tanker fleet.

**Features:** • Plastic construction • Die-cast trucks • Length 8 3/4" \$49.95



**6-48943 Silver Flash Vista Dome dining car**

Keep your American Flyer Silver Flash set of any era complete with this beautiful Vista Dome diner *Madison*.

**Features:** • Plastic construction • Interior illumination • Die-cast trucks • Length 13 3/8" \$89.95



**6-49010 Stable of Champions horse car**

Add equine energy to your American Flyer roster with our Stable of Champions horse car. As it rolls along, four restless champions peer in and out of their windows.

**Features:** • Plastic construction • Horse heads move in and out during operation • Die-cast trucks • Length 9" \$44.95





Copyright © 1996 Lionel LLC.

Any reproduction, transmission, or dissemination of the material contained herein is strictly prohibited. Trademarks owned by Lionel LLC are indicated throughout the document. Items depicted in this catalog are subject to change on color, size, design, and availability. Retail prices are suggested. See your authorized Lionel retailer for more information.

Finding your local Lionel Authorized Service Center is easy.  
Just call 1-800-4-LIONEL. Or call 810-949-4100 to speak with  
Lionel Service at the Detroit factory.

Litho in U.S.A.